

Network cable - VS-MSD-MSD-93E-LI/3,0 - 1404302

Please be informed that the data shown in this PDF Document is generated from our Online Catalog. Please find the complete data in the user's documentation. Our General Terms of Use for Downloads are valid (<http://phoenixcontact.com/download>)



Assembled Ethernet cable, CAT5e, shielded, 2-pair, 26 AWG stranded (7-wire), RAL 5021 (water blue), M12 plug to M12 plug, line, length 3 m

RoHS

Ethernet

Key Commercial Data

Packing unit	1 pc
GTIN	
GTIN	4046356690096

Technical data

Mechanical characteristics

Number of positions	4
Insertion/withdrawal cycles	≥ 100
Length of cable	3 m
Degree of protection	IP65/IP67/IP69K

Ambient conditions

Ambient temperature (operation)	-25 °C ... 60 °C (cable, fixed installation)
	-5 °C ... 60 °C (cable, flexible installation)

Material data

Flammability rating according to UL 94	V0
Contact carrier material	PA 6.6
Contact material	CuSn
Contact surface material	Ni/Au
Cable gland material	Zinc die-cast, nickel-plated

Electrical characteristics

Transmission characteristics (category)	CAT5 (IEC 11801:2002)
-----------------------------------------	-----------------------

Standards and Regulations

Network cable - VS-MSD-MSD-93E-LI/3,0 - 1404302

Technical data

Standards and Regulations

Flammability rating according to UL 94	V0
----------------------------------------	----

Line characteristics

Cable type	Ethernet
Cable abbreviation	J-LI02YS(ST) CH 2 x 2 x 26 AWG
Cable structure	2x2xAWG26/7; SF/UTP
Conductor cross section	2x 2x 0.14 mm ²
AWG signal line	26
Conductor structure signal line	7x 0.16 mm
Core diameter including insulation	1 mm -0.2 mm
External cable diameter	5.75 mm ±0.15 mm
Wire colors	white/orange-orange, white/green-green
External sheath, color	water blue RAL 5021
Insulation resistance	≥ 5 GΩ*km
Conductor resistance	≤ 284 Ω/km
Transmission characteristics (category)	CAT5 (IEC 11801:2002)
Wave impedance	100 Ω ±15 % (at 1 ... 100 MHz)
Near end crosstalk attenuation (NEXT)	66 dB/m (with 1 MHz)
	57 dB/m (at 4 MHz)
	52 dB/m (at 10 MHz)
	50 dB/m (at 16 MHz)
	47 dB/m (at 20 MHz)
	45 dB/m (at 31.25 MHz)
	40 dB/m (at 62.5 MHz)
	36 dB/m (at 100 MHz)
Wave attenuation	0.028 dB/m (with 1 MHz)
	0.06 dB/m (at 4 MHz)
	0.085 dB/m (at 10 MHz)
	0.115 dB/m (at 16 MHz)
	0.128 dB/m (at 20 MHz)
	0.162 dB/m (at 31.25 MHz)
	0.23 dB/m (at 62.5 MHz)
	0.29 dB/m (at 100 MHz)
Signal speed	0.77 c
Signal runtime	4.3 ns/m
Interference suppression	approx. 65 dB (at 30 MHz)
Coupling resistance	≤ 5.00 mΩ/m (at 20 MHz)
Nominal voltage, cable	50 V _{rms}
	125 V (Peak value, not for high-power applications)
Test voltage Core/Core	1000 V _{rms}
Test voltage Core/Shield	500 V _{rms}

Network cable - VS-MSD-MSD-93E-LI/3,0 - 1404302

Technical data

Line characteristics

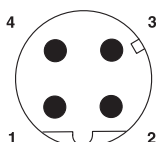
Twisted pairs	2 cores to the pair
Overall twist	Two pairs with two fillers to the core
Shielding	Plastic-coated aluminum foil, tinned copper braided shield
Optical shield covering	85 %
Outer sheath, material	Halogen-free compound, HM 2 in acc. with VDE 0207
Material conductor insulation	Foam-Skin PE
Conductor material	Bare Cu litz wires
Cable weight	43 kg/km
Smallest bending radius, fixed installation	30 mm (cable, fixed installation)
Smallest bending radius, movable installation	78 mm (cable, flexible installation)
Flame resistance	according to VDE 0482 Part 265-2-1
	according to IEC 332-1

Environmental Product Compliance

REACH SVHC	Lead 7439-92-1
China RoHS	Environmentally Friendly Use Period = 50
	For details about hazardous substances go to tab "Downloads", Category "Manufacturer's declaration"

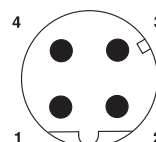
Drawings

Schematic diagram




Pin assignment M12 male connector, 4-pos., D-coded, male side

Schematic diagram



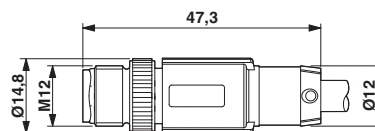
Pin assignment M12 male connector, 4-pos., D-coded, male side

Cable cross section



Ethernet [93E]

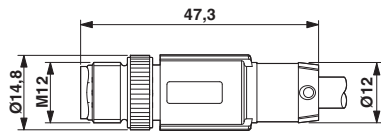
Dimensional drawing



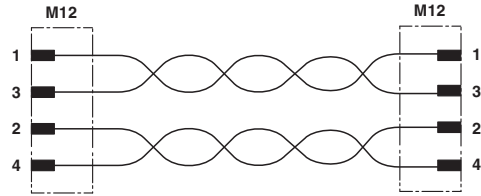
Plug, M12 x 1, straight, shielded

Network cable - VS-MSD-MSD-93E-LI/3,0 - 1404302

Dimensional drawing



Circuit diagram



Plug, M12 x 1, straight, shielded

Contact assignment of M12 connector/socket

Approvals

Approvals

Approvals

EAC

Ex Approvals

Approval details

EAC		EAC-Zulassung
-----	--	---------------

Phoenix Contact 2018 © - all rights reserved
<http://www.phoenixcontact.com>

PHOENIX CONTACT GmbH & Co. KG
Flachsmarktstr. 8
32825 Blomberg
Germany
Tel. +49 5235 300
Fax +49 5235 3 41200
<http://www.phoenixcontact.com>

Данный компонент на территории Российской Федерации

Вы можете приобрести в компании MosChip.

Для оперативного оформления запроса Вам необходимо перейти по данной ссылке:

<http://moschip.ru/get-element>

Вы можете разместить у нас заказ для любого Вашего проекта, будь то серийное производство или разработка единичного прибора.

В нашем ассортименте представлены ведущие мировые производители активных и пассивных электронных компонентов.

Нашей специализацией является поставка электронной компонентной базы двойного назначения, продукции таких производителей как XILINX, Intel (ex.ALTERA), Vicor, Microchip, Texas Instruments, Analog Devices, Mini-Circuits, Amphenol, Glenair.

Сотрудничество с глобальными дистрибьюторами электронных компонентов, предоставляет возможность заказывать и получать с международных складов практически любой перечень компонентов в оптимальные для Вас сроки.

На всех этапах разработки и производства наши партнеры могут получить квалифицированную поддержку опытных инженеров.

Система менеджмента качества компании отвечает требованиям в соответствии с ГОСТ Р ИСО 9001, ГОСТ РВ 0015-002 и ЭС РД 009

Офис по работе с юридическими лицами:

105318, г.Москва, ул.Щербаковская д.3, офис 1107, 1118, ДЦ «Щербаковский»

Телефон: +7 495 668-12-70 (многоканальный)

Факс: +7 495 668-12-70 (доб.304)

E-mail: info@moschip.ru

Skype отдела продаж:

moschip.ru

moschip.ru_4

moschip.ru_6

moschip.ru_9