

General Description


BW-series is an open board, low profile, low price switcher without chassis and cover. It is designed for small size and low cost applications world-wide. The output power can be boosted 15% to 30% above nominal.

Dimensions: 65x225x41 mm



Options

Cover (Add suffix "-P" ex. BWS05SX-PU)
40cm long wire harness



Features

1. Open frame type
2. EMI: Complies with EN55022B, FCC/B
3. Low cost
4. Option: Chassis + cover
5. Mountable on any axis
6. Universal Input 85-264 VAC

50 WATT AC-DC CONVERTER BWB-SX SERIES

| Specifications<AC/DC> BWB**SX-U 50WATTS/SINGLE | Model | | | | | | | |
|---|--|-----------|-----------|-----------|-----------|-----------|-----------|-----------|
| | BWB3.3SX-U | BWB05SX-U | BWB12SX-U | BWB15SX-U | BWB24SX-U | BWB30SX-U | BWB36SX-U | BWB48SX-U |
| Input Voltage | AC100/230V | | | | | | | |
| Input Current | 1.2A at AC100V/0.7A at AC230V | | | | | | | |
| Input Range | AC85-264V(DC110-350V) | | | | | | | |
| Input Frequency | 50/60Hz | | | | | | | |
| Input Frequency Range | 47-440Hz | | | | | | | |
| Phase | Single | | | | | | | |
| Inrush Current *1 | 20A(maximum) at AC115V/40A(maximum) at AC230V | | | | | | | |
| Efficiency [%] (typical) *2 | 71 | 75 | 81 | 82 | 85 | 85 | 86 | 87 |
| Output Voltage [V] | 3.3 | 5 | 12 | 15 | 24 | 30 | 36 | 48 |
| Output Current [A] | 10.0 | 10.0 | 5.0 | 4.0 | 2.5 | 2.0 | 1.7 | 1.3 |
| Voltage Adjust Range | +/- 5% of Rated Output Voltage(at no load within the input range) | | | | | | | |
| Ripple and Noise [mVp-p](maximum) *3 | 120 | 120 | 170 | 200 | 290 | 350 | 410 | 530 |
| Regulation | | | | | | | | |
| Statistic Line Regulation [mV](maximum) | 26.4 | 40 | 96 | 120 | 192 | 240 | 288 | 384 |
| Statistic Load Regulation [mV](maximum) | 29.7 | 45 | 108 | 135 | 216 | 270 | 324 | 432 |
| Temperature Coefficient *4 | 0.03%/°C | | | | | | | |
| Drift[mV](maximum) *5 | 31.5 | 40 | 75 | 90 | 135 | 165 | 195 | 255 |
| Recovery Time *6 | 10mS(typical) | | | | | | | |
| Rise time | 200mS(maximum) at 25°C and rated input/output | | | | | | | |
| Hold up time | 20mS(typical) at 25°C and rated input/output | | | | | | | |
| Overcurrent Protection>=115% of Rated Output Current[A] | Current Limiting with automatic recovery | | | | | | | |
| | 11.5 | 11.5 | 5.75 | 4.6 | 2.88 | 2.3 | 1.96 | 1.5 |
| Overvoltage Protection>=115% of Rated Output Voltage[V] | Output shutdown(to reset,leave 1minute after shut-off) | | | | | | | |
| | 3.8 | 5.75 | 13.8 | 17.3 | 27.6 | 34.5 | 41.4 | 55.2 |
| Remote Sense | not available | | | | | | | |
| Remote On/Off | not available | | | | | | | |
| Operating Temperature | open board type:-10 to +50°C/enclosed type:-10 to +40°C | | | | | | | |
| Operating Humidity | 20 to 85% RH(non-condensing) | | | | | | | |
| Storage Temperature | -20 to +85°C | | | | | | | |
| Storage Humidity | 20 to 85% RH(non-condensing) | | | | | | | |
| Withstanding Voltage | Primary-Secondary AC3,000V for 1minute Primary-Frame Ground AC2,500V for 1minute Secondary-Frame Ground AC500V for 1minute | | | | | | | |
| Isolation Resistance | Primary-Secondary-Frame Ground 50Mohm(minimum) by DC500V insulation tester | | | | | | | |
| Vibration | 5-10Hz:10mm double amplitude,10-55Hz:19.6m/s ² ,20minutes' period for 60minutes each along X,Y,Z axes(non-operating) | | | | | | | |
| Shock | 196m/s ² | | | | | | | |
| Cooling | Convection | | | | | | | |
| Leakage Current | 0.6mA(maximum) at 25°C,rated input/output and rated input frequency | | | | | | | |
| Line Conducted Noise | Built to meet FCC Part15-B Class B Built to meet VCCI Class B Built to meet with EN55022 Class B | | | | | | | |
| Safety | UL: UL1950 C-UL: CSA C22.2 No.950 VDE: EN60950, IEC950, VDE0805 | | | | | | | |
| Weight (typical) | open board type:240g/enclosed type:450g | | | | | | | |
| MTBF [H] | 470,000 | | | | | | | |
| Switching Frequency[kHz](typical) | 55 | 60 | 60 | 60 | 60 | 60 | 60 | 60 |

Conditions:

*1at cold start

*2 at DC260V input/rated output

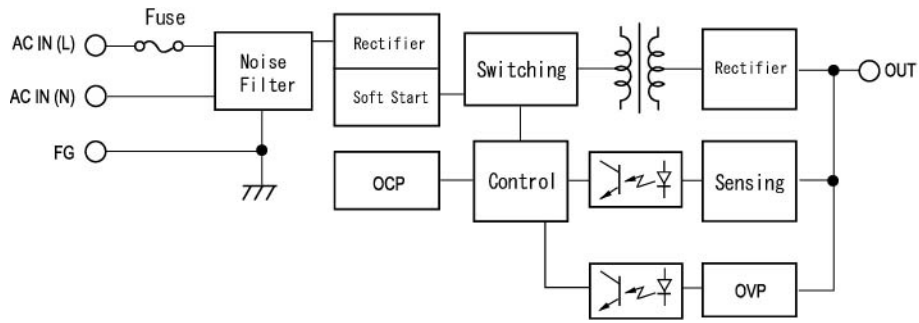
*3 measured by a bayonet probe at the end of a pair of 15cm long wires terminated with a 100uF electrolytic capacitor and 0.1uF film capacitor in parallel at a 0 to 100MHz bandwidth

*4 open board type: at -10 to +50°C/enclosed type: at -10 to +40°C

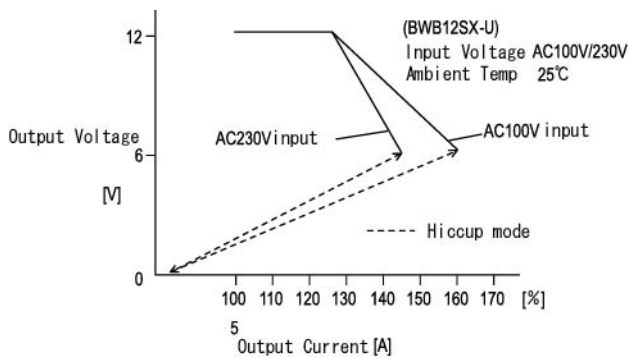
*5 for 7hour period after 1hour warm-up at 25°Cand rated input/output

*6 when output current changed from 25% of rated output current to 75% rapidly at rated input

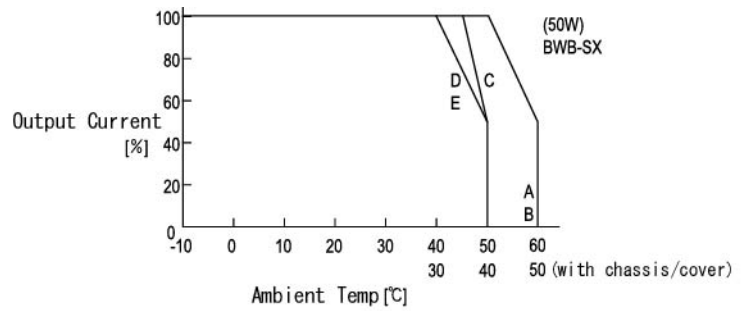
BLOCK DIAGRAM



OCP CURVE

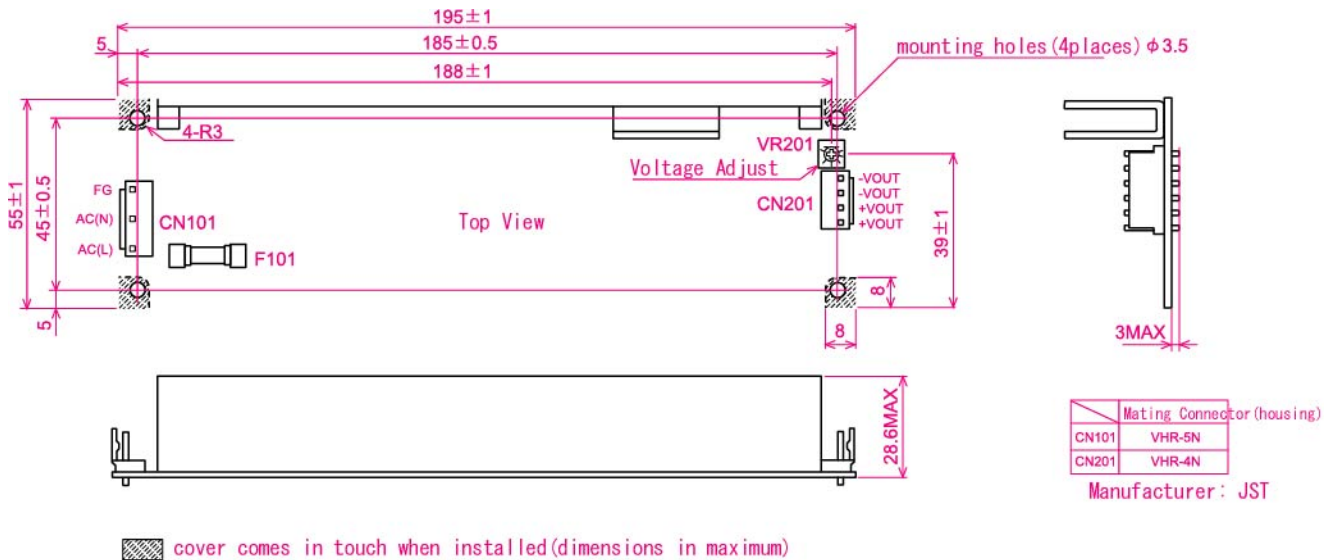


DERATING CURVE



※For safety specification, contact ETA Sales Representative

DIMENSION DIAGRAM



Данный компонент на территории Российской Федерации

Вы можете приобрести в компании MosChip.

Для оперативного оформления запроса Вам необходимо перейти по данной ссылке:

<http://moschip.ru/get-element>

Вы можете разместить у нас заказ для любого Вашего проекта, будь то серийное производство или разработка единичного прибора.

В нашем ассортименте представлены ведущие мировые производители активных и пассивных электронных компонентов.

Нашей специализацией является поставка электронной компонентной базы двойного назначения, продукции таких производителей как XILINX, Intel (ex.ALTERA), Vicor, Microchip, Texas Instruments, Analog Devices, Mini-Circuits, Amphenol, Glenair.

Сотрудничество с глобальными дистрибьюторами электронных компонентов, предоставляет возможность заказывать и получать с международных складов практически любой перечень компонентов в оптимальные для Вас сроки.

На всех этапах разработки и производства наши партнеры могут получить квалифицированную поддержку опытных инженеров.

Система менеджмента качества компании отвечает требованиям в соответствии с ГОСТ Р ИСО 9001, ГОСТ РВ 0015-002 и ЭС РД 009

Офис по работе с юридическими лицами:

105318, г.Москва, ул.Щербаковская д.3, офис 1107, 1118, ДЦ «Щербаковский»

Телефон: +7 495 668-12-70 (многоканальный)

Факс: +7 495 668-12-70 (доб.304)

E-mail: info@moschip.ru

Skype отдела продаж:

moschip.ru

moschip.ru_4

moschip.ru_6

moschip.ru_9