1N4728AG thru 1N4764AG, e3 (Glass)

Silicon 1 Watt Zener Diodes

ALSO AVAILABLE IN SURFACE MOUNT

Microsemi
SCOTTSDALE DIVISION

DESCRIPTION

The popular 1N4728AG thru 1N4764AG glass body series of 1.0 watt Zeners provides voltage regulation in a selection from 3.3 to 100 volts in 5% tolerances with other tighter tolerances also available as identified by different suffix letters on the part number. These glass encapsulated Zeners with a G suffix provide hermetic-sealed qualities and higher rated temperature when required beyond that optionally provided in the same size DO-41 plastic-body (P suffix) for these JEDEC part numbers. Both of these package options are available by Microsemi including RoHS Compliant devices with an "e3" suffix. A variety of other Zener product offerings and packages are available by Microsemi to meet higher and lower power or test current applications.

APPEARANCE

DO-41 or DO-204AL (Glass)

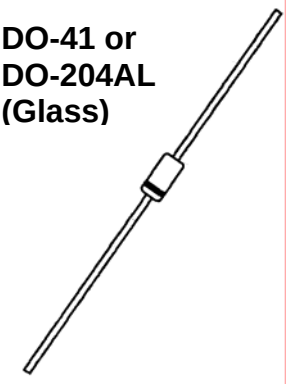

IMPORTANT: For the most current data, consult *MICROSEMI's* website: **http://www.microsemi.com**

FEATURES

- JEDEC registered 1N4728A to 1N4764A
- Options for screening in accordance with MIL-PRF-19500 for JAN, JANTX, JANTXV, and JANS are available by adding MQ, MX, MV, or MSP prefixes respectively to part numbers.
- Surface mount equivalents available as SMAJ4728A to SMAJ4764A and MLL4728A to MLL4764A (consult factory for others)
- Plastic body axial-leaded Zener equivalents are also available as 1N4728AP to 1N4764AP
- RoHS Compliant devices available by adding "e3" suffix

APPLICATIONS / BENEFITS

- Regulates voltage over a broad operating current and temperature range
- Extensive voltage selection from 3.3 to 100 V
- Flexible axial-lead mounting terminals
- Standard voltage tolerances are plus/minus 5% with A suffix and 10 % with no suffix identification
- Tight tolerances available in plus or minus 2% or 1% with C or D suffix respectively
- Nonsensitive to ESD per MIL-STD-750 Method 1020
- Hermetically sealed glass body construction

MAXIMUM RATINGS

- Power dissipation at 25°C: 1.0 watts (also see derating in Figure 1).
- Operating and Storage temperature: -65°C to +175°C
- Thermal Resistance: 80 °C/W junction to lead at 3/8 (10 mm) lead length from body, or 140°C/W junction to ambient when mounted on FR4 PC board (1 oz Cu) with 4 mm^2 copper pads and track width 1 mm, length 25 mm
- Steady-State Power: 1.0 watts at $T_L \leq 95°C$ 3/8 inch (10 mm) from body or 1.00 watt at $T_A \leq 35°C$ when mounted on FR4 PC board as described for thermal resistance above (also see Figure 1)
- Forward voltage @200 mA: 1.2 volts (maximum)
- Solder Temperatures: 260 °C for 10 s (max)

MECHANICAL AND PACKAGING

- CASE: Hermetically sealed axial-lead glass package
- TERMINALS: Tin-Lead (Sn/Pb) or RoHS Compliant annealed matte-Tin plated solderable per MIL-STD-750, method 2026
- POLARITY: Cathode indicated by band. Diode to be operated with the banded end positive with respect to the opposite end for Zener regulation
- MARKING: Part number
- TAPE & REEL option: Standard per EIA-296 (add "TR" suffix to part number)
- WEIGHT: 0.4 grams
- See package dimensions on last page

Copyright © 2005

Microsemi
Scottsdale Division
8700 E. Thomas Rd. PO Box 1390, Scottsdale, AZ 85252 USA, (480) 941-6300, Fax: (480) 947-1503

ELECTRICAL CHARACTERISTICS*

JEDEC TYPE NUMBER (Note 1)	ZENER VOLTAGE (Note 4) (Vz)	TEST CURRENT (I_{ZT})	MAXIMUM DYNAMIC IMPEDANCE (Note 2) (Z_{ZT} @ I_{ZT})	MAXIMUM REVERSE CURRENT (I_R @ V_R)	TEST VOLTAGE (V_R)	MAXIMUM REGULATOR CURRENT $T_A = 50^oC$ (I_{ZM})	MAXIMUM KNEE IMPEDANCE (Note 2) (Z_{ZK} @ I_{ZK})	TEST CURRENT (I_{ZK})	MAXIMUM (SURGE) CURRENT (Note 3) (I_S)
	VOLTS	mA	OHMS	µA	VOLTS	mA	OHMS	mA	mA
1N4728A	3.3	76	10	100	1	276	400	1.0	1380
1N4729A	3.6	69	10	100	1	252	400	1.0	1260
1N4730A	3.9	64	9	50	1	234	400	1.0	1190
1N4731A	4.3	58	9	10	1	217	400	1.0	1070
1N4732A	4.7	53	8	10	1	193	500	1.0	970
1N4733A	5.1	49	7	10	1	178	550	1.0	890
1N4734A	5.6	45	5	10	2	162	600	1.0	810
1N4735A	6.2	41	2	10	3	146	700	1.0	730
1N4736A	6.8	37	3.5	10	4	133	700	1.0	660
1N4737A	7.5	34	4.0	10	5	121	700	0.5	605
1N4738A	8.2	31	4.5	10	6	110	700	0.5	550
1N4739A	9.1	28	5.0	10	7	100	700	0.5	500
1N4740A	10	25	7	10	7.6	91	700	0.25	454
1N4741A	11	23	8	5	8.4	83	700	0.25	414
1N4742A	12	21	9	5	9.1	76	700	0.25	380
1N4743A	13	19	10	5	9.9	69	700	0.25	344
1N4744A	15	17	14	5	11.4	61	700	0.25	304
1N4745A	16	15.5	16	5	12.2	57	700	0.25	285
1N4746A	18	14	20	5	13.7	50	750	0.25	250
1N4747A	20	12.5	22	5	15.2	45	750	0.25	225
1N4748A	22	11.5	23	5	16.7	41	750	0.25	205
1N4749A	24	10.5	25	5	18.2	38	750	0.25	190
1N4750A	27	9.5	35	5	20.6	34	750	0.25	170
1N4751A	30	8.5	40	5	22.8	30	1000	0.25	150
1N4752A	33	7.5	45	5	25.1	27	1000	0.25	135
1N4753A	36	7.0	50	5	27.4	25	1000	0.25	125
1N4754A	39	6.5	60	5	29.7	23	1000	0.25	115
1N4755A	43	6.0	70	5	32.7	22	1500	0.25	110
1N4756A	47	5.5	80	5	35.8	19	1500	0.25	95
1N4757A	51	5.0	95	5	38.8	18	1500	0.25	90
1N4758A	56	4.5	110	5	42.6	16	2000	0.25	80
1N4759A	62	4.0	125	5	47.1	14	2000	0.25	70
1N4760A	68	3.7	150	5	51.7	13	2000	0.25	65
1N4761A	75	3.3	175	5	56.0	12	2000	0.25	60
1N4762A	82	3.0	200	5	62.2	11	3000	0.25	55
1N4763A	91	2.8	250	5	69.2	10	3000	0.25	50
1N4764A	100	2.5	350	5	76.0	9	3000	0.25	45

*JEDEC Registered Data

NOTES:

1. The JEDEC type numbers shown with an A suffix have a 5% tolerance on nominal zener voltage. No suffix signifies a 10% tolerance, C signifies 2%, and D signifies 1% tolerance. Also add a G suffix for designating glass construction (P suffix designates plastic body options described by separate data sheet)..
2. The Zener impedance is derived from the 60 Hz ac voltage that results when an ac current having an rms value equal to 10% of the dc Zener current (I_{ZT} or I_{ZK}) is superimposed on I_{ZT} or I_{ZK}. Zener impedance is measured at two points to ensure a sharp knee on the breakdown curve and eliminate unstable units. See MicroNote 202 for zener impedance variation with different operating currents.
3. The reverse surge current is measured at 25°C ambient using a ½ square wave or equivalent sine wave pulse 1/120 second duration superimposed on I_{ZT}.
4. Zener voltage (V_Z) is measured at T_L = 25ºC (+8, -2ºC) and 90 seconds after application of dc current.

Copyright © 2005
10-18-2005 REV C

GRAPHS

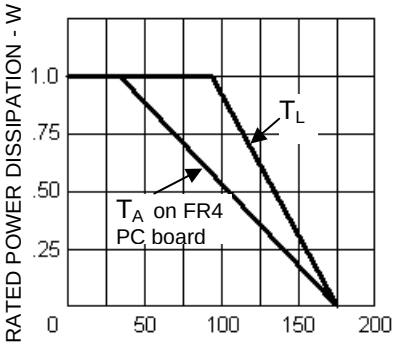

T_L, LEAD TEMP. (°C) 3/8" from body or T_A on FR4 PC Board

FIGURE 1
Power Derating Curve

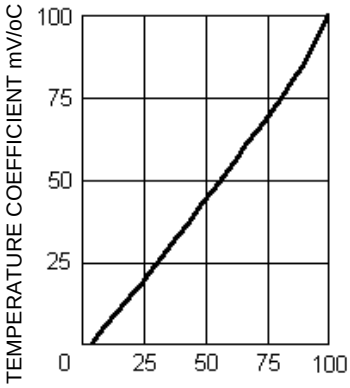

NOMINAL ZENER VOLTAGE (VOLTS)

FIGURE 2
Temp. Coeff. vs. Zener Voltage

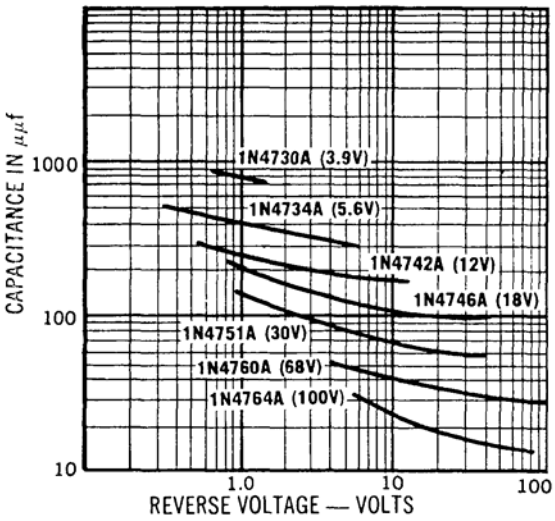

FIGURE 3
Capacitance vs. Voltage
for Representative Types

PACKAGE DIMENSIONS (DO-41 or DO-204AL)

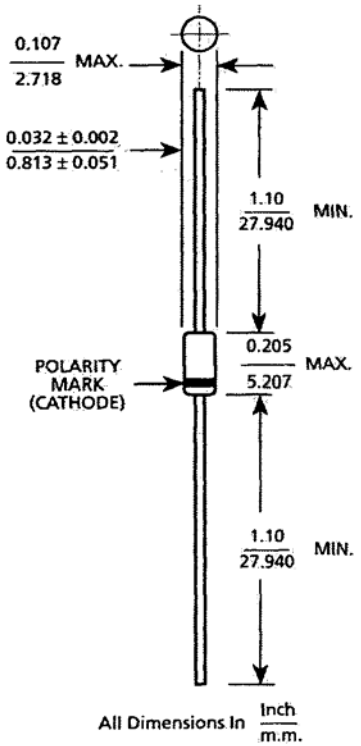

www.Microsemi.COM

Copyright © 2005

Microsemi
Scottsdale Division
8700 E. Thomas Rd. PO Box 1390, Scottsdale, AZ 85252 USA, (480) 941-6300, Fax: (480) 947-1503

Общество с ограниченной ответственностью «МосЧип» ИНН 7719860671 / КПП 771901001
Адрес: 105318, г.Москва, ул.Щербаковская д.3, офис 1107

Данный компонент на территории Российской Федерации

Вы можете приобрести в компании MosChip.

Для оперативного оформления запроса Вам необходимо перейти по данной ссылке:

http://moschip.ru/get-element

Вы можете разместить у нас заказ для любого Вашего проекта, будь то серийное производство или разработка единичного прибора.

В нашем ассортименте представлены ведущие мировые производители активных и пассивных электронных компонентов.

Нашей специализацией является поставка электронной компонентной базы двойного назначения, продукции таких производителей как XILINX, Intel (ex.ALTERA), Vicor, Microchip, Texas Instruments, Analog Devices, Mini-Circuits, Amphenol, Glenair.

Сотрудничество с глобальными дистрибьюторами электронных компонентов, предоставляет возможность заказывать и получать с международных складов практически любой перечень компонентов в оптимальные для Вас сроки.

На всех этапах разработки и производства наши партнеры могут получить квалифицированную поддержку опытных инженеров.

Система менеджмента качества компании отвечает требованиям в соответствии с ГОСТ Р ИСО 9001, ГОСТ РВ 0015-002 и ЭС РД 009

Офис по работе с юридическими лицами:

105318, г.Москва, ул.Щербаковская д.3, офис 1107, 1118, ДЦ «Щербаковский»

Телефон: +7 495 668-12-70 (многоканальный)

Факс: +7 495 668-12-70 (доб.304)

E-mail: info@moschip.ru

Skype отдела продаж:
moschip.ru
moschip.ru_4
moschip.ru_6
moschip.ru_9