


*Sensitive, Low Profile, Hi-Current
Relay Designed to Meet
International Standards*



T75 series
**10 Amp, PC Board
Miniature Relay**

UL File E29244
VDE File No. 3919



Users should thoroughly review the technical data before selecting a product part number. It is recommended that user also seek out the pertinent approvals files of the agencies/laboratories and review them to ensure the product meets the requirements for a given application.

Features

- High sensitivity – nominal coil power requirement is as low as 212mW.
- Low profile, .591 in. (15mm) tall case uses only .465 in² (3cm²) of area on the printed circuit board, permitting high density circuit design.
- Power switching capability – contacts rated 10 amps in 1 Form A (SPST-NO) or 1 Form C (SPDT) arrangements.
- Designed to meet UL, CSA, VDE, SEMKO and SEV requirements.
- Designed to meet VDE 8mm spacing, 4kV dielectric, coil to contacts.
- Designed to meet 3 mm creepage between contacts.
- Conforms to:
 - VDE 0110 – Insulation Group C (250V)
 - VDE 435 Part 201 – High current applications
 - VDE 0804 – Telecommunications equipment
 - VDE 0631 – Temperature controllers and limiters
 - VDE 0700 – Household appliances
 - VDE 0805/5.90 – Office machines
- Wash tight (washable).
- Well suited for a broad range of applications e.g. HVAC, appliances, security and industrial control.

**Contact Ratings @ 25° C with relay properly vented.
Remove vent nib after soldering and cleaning.**

Arrangements: 1 Form A (SPST-NO) and 1 Form C (SPDT).
Material: Silver-cadmium oxide.

Expected Mechanical Life: 10 million operations.
Expected Electrical Life:

- 100,000 operations at 8 amps, 240VAC.
- 50,000 operations at 14 amps NO / 5 amps NC, 120VAC Res.
- 30,000 operations at 7.2 FLA, 45 LRA, 120VAC.
- 10,000 operations at 5 FLA, 30 LRA, 240VAC.
- 30,000 operations at B300 pilot duty (360VA, 240VAC; 470VA, 120VAC).

Contact Ratings (See Figure 1):

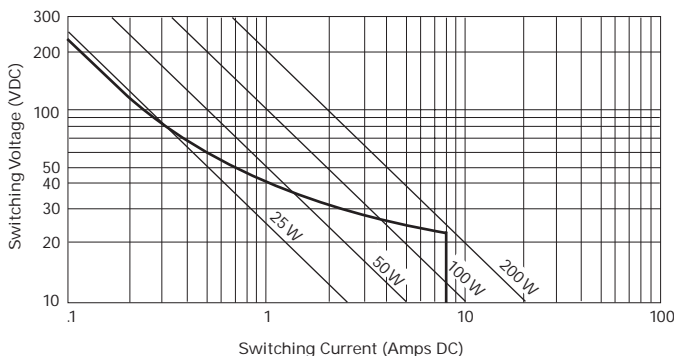
Maximum Switched Voltage: 380VAC.
Maximum Switched Current: 14/5 (N.O./N.C.) amps, AC resistive;
8 amps DC (see Fig. 1)

Maximum Switched Power: 200W, DC; 2,000VA, AC.
Minimum Required Contact Load: 12V, 100mA.

VDE Contact Ratings: 8 amps, 250VAC.

UL Contact Ratings: 10 amps, 240VAC; 8 amps 24VDC;
1/3 HP, 120VAC; 1/2 HP, 240VAC.

Figure 1 - DC Switching Load Limit Curve



Dimensions are shown for reference purposes only.

Dimensions are in inches over (millimeters) unless otherwise specified.

Specifications and availability subject to change.

www.tycoelectronics.com
Technical support:
Refer to inside back cover.

Initial Dielectric Strength

Between Open Contacts: 1,000V rms.
Between Contacts and Coil: 4,000V rms, 8mm.

Coil Data

Voltage: 3 to 60VDC.
Maximum Power @ 23° C: 1W.
Nominal Power @ 23° C: 230mW, typ.
Temperature Rise: 85C° per Watt.
Duty Cycle: Continuous.

Coil Data

	Nominal Voltage	DC Resistance in Ohms ±10%	Must Operate Voltage	Nominal Coil Current (mA)
DC Coils	3	40	2.1	75.0
	5	118	3.4	42.4
	6	165	4.1	36.4
	9	365	6.1	24.7
	12	650	8.2	18.5
	18	1,455	12.3	12.4
	24	2,270	16.3	10.6
	36	5,460	24.5	6.4
	48	8,790	32.6	5.5
	60	15,265	40.8	3.9

Operate Data @ 23° C

Must Operate Voltage: 70% of nom. voltage or less.
Must Release Voltage: 10% of nom. voltage or more.
Operate Time (Excluding Bounce): 6 ms, typ., at nom. voltage.
Release Time (Excluding Bounce): 2.5 ms, typ., at nom. voltage.
Maximum Switching Rate: 20 operations/second.
Maximum Continuous Operating Voltage: 225% of nom. voltage.

Temperature Range

Storage: -40° C to +130° C.
Operating: -40° C to +85° C.

Mechanical Data

Termination: Printed circuit terminals.
Enclosures: Wash tight (washable) case.
Weight: 0.39 oz. (11.0g) approximately.

Ordering Information

Typical Part Number ▶

T75 S 5 D 1 1 2 -12

1. Basic Series:
T75 = Low profile, printed circuit board relay.

2. Enclosure:
S = Wash tight (washable).

3. Contact Arrangement:
1 = 1 Form A (SPST-NO)
5 = 1 Form C (SPDT)

4. Coil Input:
D = DC voltage

5. Coil Configuration:
1 = Single coil, non-latching (monostable)

6. Mounting and Terminals:
1 = Printed circuit terminals

7. Contact Material:
2 = Silver-cadmium oxide (AgCdO)

8. Coil Voltage:

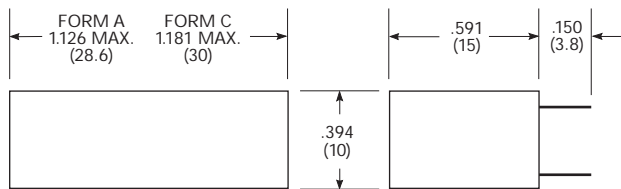
03 = 3VDC	06 = 6VDC	12 = 12VDC	24 = 24VDC	48 = 48VDC
05 = 5VDC	09 = 9VDC	18 = 18VDC	36 = 36VDC	60 = 60VDC

NOTE: All part numbers are RoHS compliant.

Our authorized distributors are more likely to maintain the following items in stock for immediate delivery.

- T75S5D1 12-05
- T75S5D1 12-12
- T75S5D1 12-24

Outline Dimensions



CONTACT TERMINALS: .023 x .040 (.58 x 1.02) REF.
COIL TERMINALS: .024 (.61) DIA. REF.

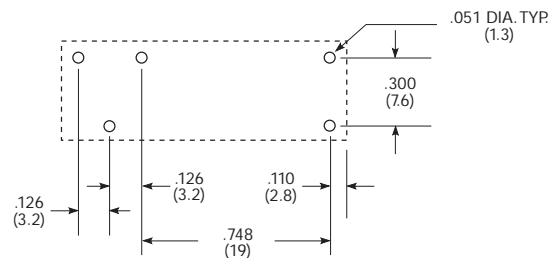
Wiring Diagram (Bottom View)



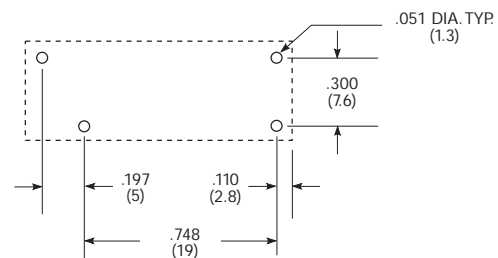
* ON SINGLE THROW MODELS, ONLY NECESSARY TERMINALS ARE PRESENT.

PC Board Layouts (Bottom Views)

1 Form C



1 Form A



Данный компонент на территории Российской Федерации

Вы можете приобрести в компании MosChip.

Для оперативного оформления запроса Вам необходимо перейти по данной ссылке:

<http://moschip.ru/get-element>

Вы можете разместить у нас заказ для любого Вашего проекта, будь то серийное производство или разработка единичного прибора.

В нашем ассортименте представлены ведущие мировые производители активных и пассивных электронных компонентов.

Нашей специализацией является поставка электронной компонентной базы двойного назначения, продукции таких производителей как XILINX, Intel (ex.ALTERA), Vicor, Microchip, Texas Instruments, Analog Devices, Mini-Circuits, Amphenol, Glenair.

Сотрудничество с глобальными дистрибьюторами электронных компонентов, предоставляет возможность заказывать и получать с международных складов практически любой перечень компонентов в оптимальные для Вас сроки.

На всех этапах разработки и производства наши партнеры могут получить квалифицированную поддержку опытных инженеров.

Система менеджмента качества компании отвечает требованиям в соответствии с ГОСТ Р ИСО 9001, ГОСТ РВ 0015-002 и ЭС РД 009

Офис по работе с юридическими лицами:

105318, г.Москва, ул.Щербаковская д.3, офис 1107, 1118, ДЦ «Щербаковский»

Телефон: +7 495 668-12-70 (многоканальный)

Факс: +7 495 668-12-70 (доб.304)

E-mail: info@moschip.ru

Skype отдела продаж:

moschip.ru

moschip.ru_4

moschip.ru_6

moschip.ru_9