

# Feed-through terminal block - HDFKV 10-TWIN - 0709550

Please be informed that the data shown in this PDF Document is generated from our Online Catalog. Please find the complete data in the user's documentation. Our General Terms of Use for Downloads are valid (<http://download.phoenixcontact.com>)



Feed-through terminal block, Connection method: Screw connection, Load current : 76 A, Cross section: 0.5 mm<sup>2</sup> - 16 mm<sup>2</sup>, AWG 20 - 8, Connection direction of the conductor to plug-in direction: 90 °, Width: 10.1 mm, Color: gray

## Product description


Feed-through terminal block, Connection method: Screw connection, Load current : 76 A, Cross section: 0.5 mm<sup>2</sup> - 16 mm<sup>2</sup>, AWG 20 - 8, Connection direction of the conductor to plug-in direction: 90 °, Width: 10.1 mm, Color: gray

## Why buy this product

- Easy grouping with engagement pin versions
- Both terminal halves can be easily assembled by simply snapping them together
- Automatic compensation of the panel thickness via the snap principle integrated in the insulation housing
- Universal screw connection with screw locking
- Ideal for looping through power supply cables



## Key commercial data

Packing unit	1
Minimum order quantity	1
Catalog page	Page 677 (CC-2011)
GTIN	 4 017918 005030
Weight per piece (including packing)	0.0 GRM
Weight per Piece (excluding packing)	29.07 GRM
Country of origin	GREECE

## Technical data

### General

Number of levels	1
Number of connections	2
Color	gray
Insulating material	PA
Inflammability class according to UL 94	V0

### Dimensions

Width	10.1 mm
-------	---------

# Feed-through terminal block - HDFKV 10-TWIN - 0709550

## Technical data

### Technical data

Maximum load current	76 A
Rated surge voltage	6 kV
Pollution degree	3
Surge voltage category	III
Insulating material group	I
Connection in acc. with standard	IEC 60947-7-1
Nominal current I <sub>N</sub>	57 A
Nominal voltage U <sub>N</sub>	400 V (With metal panels of 1 mm ... 2.5 mm)
Nominal voltage U <sub>N</sub>	250 V (With metal panels over 2.5 mm ... 4 mm)
Nominal voltage U <sub>N</sub>	500 V (With plastic panels of 1 mm ... 4 mm)

### Connection data

Conductor cross section solid min.	0.5 mm <sup>2</sup>
Conductor cross section solid max.	16 mm <sup>2</sup>
Conductor cross section stranded min.	0.5 mm <sup>2</sup>
Conductor cross section stranded max.	10 mm <sup>2</sup>
Conductor cross section AWG/kcmil min.	20
Conductor cross section AWG/kcmil max	6
Conductor cross section stranded, with ferrule without plastic sleeve min.	0.5 mm <sup>2</sup>
Conductor cross section stranded, with ferrule without plastic sleeve max.	10 mm <sup>2</sup>
Conductor cross section stranded, with ferrule with plastic sleeve min.	0.5 mm <sup>2</sup>
Conductor cross section stranded, with ferrule with plastic sleeve max.	10 mm <sup>2</sup>
2 conductors with same cross section, solid min.	0.5 mm <sup>2</sup>
2 conductors with same cross section, solid max.	4 mm <sup>2</sup>
2 conductors with same cross section, stranded min.	0.5 mm <sup>2</sup>
2 conductors with same cross section, stranded max.	4 mm <sup>2</sup>
2 conductors with same cross section, stranded, ferrules without plastic sleeve, min.	0.5 mm <sup>2</sup>
2 conductors with same cross section, stranded, ferrules without plastic sleeve, max.	2.5 mm <sup>2</sup>
2 conductors with same cross section, stranded, TWIN ferrules with plastic sleeve, min.	0.5 mm <sup>2</sup>
2 conductors with same cross section, stranded, TWIN ferrules with plastic sleeve, max.	6 mm <sup>2</sup>
Cross section with insertion bridge, solid max.	10 mm <sup>2</sup>
Cross section with insertion bridge, stranded max.	10 mm <sup>2</sup>
Connection method	Screw connection
Stripping length	11 mm
Internal cylindrical gage	B 6
Screw thread	M4
Tightening torque, min	1.5 Nm

# Feed-through terminal block - HDFKV 10-TWIN - 0709550

## Technical data

### Connection data

Tightening torque max	1.8 Nm
-----------------------	--------

## Classifications

### eclass

eClass 4.0	27141131
eClass 4.1	27141131
eClass 5.0	27141134
eClass 5.1	27141134
eClass 6.0	27141134

### etim

ETIM 2.0	EC001283
ETIM 3.0	EC001283
ETIM 4.0	EC001283

### unspsc

UNSPSC 6.01	30211811
UNSPSC 7.0901	39121410
UNSPSC 11	39121410
UNSPSC 12.01	39121410
UNSPSC 13.2	39121410

## Approvals

### Certificates

#### Certification

CSA / UL Recognized / cUL Recognized / GOST / PRS / GOST / cULus Recognized

#### Certification EX

#### Certification submitted

## Approval details

CSA	
mm <sup>2</sup> /AWG/kcmil	22-6
Nominal current I <sub>N</sub>	65 A

# Feed-through terminal block - HDFKV 10-TWIN - 0709550

## Approvals

Nominal voltage UN	300 V
--------------------	-------

UL Recognized		
	C	D
mm <sup>2</sup> /AWG/kcmil	24-6	24-6
Nominal current I <sub>N</sub>	65 A	10 A
Nominal voltage UN	600 V	300 V

cUL Recognized		
	C	D
mm <sup>2</sup> /AWG/kcmil	24-6	24-6
Nominal current I <sub>N</sub>	65 A	10 A
Nominal voltage UN	600 V	300 V

GOST

PRS

GOST

cULus Recognized

## Accessories

### Accessories

### Bridges

Insertion bridge - EB 2-10 - 0203153

Insertion bridge, Number of positions: 2, Color: gray



Insertion bridge - EB 3-10 - 0203328

Insertion bridge, Number of positions: 3, Color: gray



# Feed-through terminal block - HDFKV 10-TWIN - 0709550

## Accessories

Insertion bridge - EB 10-10 - 0203137

Insertion bridge, Number of positions: 10, Color: gray



## Marking

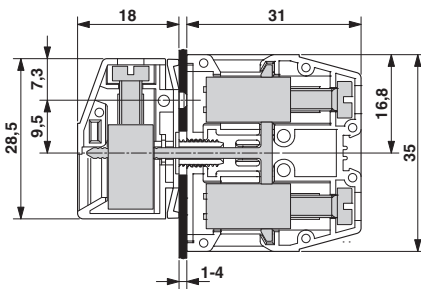
Zack marker strip - ZB 8:SO/CMS - 1050512

Zack marker strip, white, For terminal block width: 8 mm

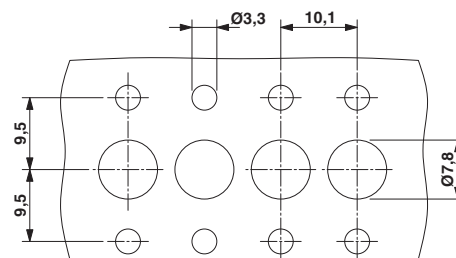


## Drawings

Dimensioned drawing



Dimensioned drawing



## Данный компонент на территории Российской Федерации

### Вы можете приобрести в компании MosChip.

Для оперативного оформления запроса Вам необходимо перейти по данной ссылке:

<http://moschip.ru/get-element>

Вы можете разместить у нас заказ для любого Вашего проекта, будь то серийное производство или разработка единичного прибора.

В нашем ассортименте представлены ведущие мировые производители активных и пассивных электронных компонентов.

Нашей специализацией является поставка электронной компонентной базы двойного назначения, продукции таких производителей как XILINX, Intel (ex.ALTERA), Vicor, Microchip, Texas Instruments, Analog Devices, Mini-Circuits, Amphenol, Glenair.

Сотрудничество с глобальными дистрибьюторами электронных компонентов, предоставляет возможность заказывать и получать с международных складов практически любой перечень компонентов в оптимальные для Вас сроки.

На всех этапах разработки и производства наши партнеры могут получить квалифицированную поддержку опытных инженеров.

Система менеджмента качества компании отвечает требованиям в соответствии с ГОСТ Р ИСО 9001, ГОСТ РВ 0015-002 и ЭС РД 009

### Офис по работе с юридическими лицами:

105318, г.Москва, ул.Щербаковская д.3, офис 1107, 1118, ДЦ «Щербаковский»

Телефон: +7 495 668-12-70 (многоканальный)

Факс: +7 495 668-12-70 (доб.304)

E-mail: [info@moschip.ru](mailto:info@moschip.ru)

Skype отдела продаж:

moschip.ru

moschip.ru\_4

moschip.ru\_6

moschip.ru\_9