


NLP250 Series Single Output

Total Power: 250 W
Input Voltage: 85 - 264 Vac
of Outputs: Single



Special Features

- Active PFC and EN61000-3-2 compliant
- 250 W on main channel with forced air
- Low profile fits 1U applications
- U-Channel for maximum thermal performance
- Optional cover (CJ suffix)
- 5 V standby output
- 12 V fan output
- Integrated ORing diode
- Active current sharing
- Integrated control and monitoring features
- Overcurrent, overvoltage and overtemperature protection
- Compliance to EN55022-B conducted noise standard
- RoHS compliant
- 2 year warranty

Safety

- VDE0805/EN60950-1
IEC950/IEC60950-1
File No. 1177400-3336-0759
- UL/cUL 60950-1
CSA-C22.2 60950-1
File No. E135734
- Certificate No. 40014041
- CB Ref DE1-32468

Electrical Specifications

Input		
Input voltage range:	Universal input	85 - 264 Vac
Input frequency range:		47 - 63 Hz
Input surge current:	264 Vac (cold start)	40 A max.
Safety ground leakage current:	264 Vac, 50 Hz	1 mA
Input current:	120 Vac @ 250 W 230 Vac @ 250 W	2.78 A rms 1.36 A rms
Input fuse:	UL/IEC127	T6.3 AH, 250 Vac
Output		
Maximum power:	200 LFM forced air 250 LFM with cover	250 watts
Adjustment range:	Main output	± 5%
Total regulation: (line and load)	Main output Auxiliary outputs	± 2.0% ± 5.0%
Turn-on delay:	@ 120 Vac Input	2.0 s max.
Transient response:	Main output 50 - 100% Step at 0.5 A/μs	5.0% or 250 mV max. dev., 1 ms max recovery to 1%
Temperature coefficient:		±0.02%/°C
Overvoltage protection:	Main output	115%, ± 5%
Short circuit protection:	Cyclic operation	Continuous
Minimum output current:	Singles	0 A
Auxiliary outputs: (See Note 8)	5 Vsb 12 V (fan)	5 V @ 1.0 A 12 V @ 0.3A

All specifications are typical at nominal input, full load at 25 °C unless otherwise stated



EMC Characteristics ⁽⁵⁾		
Conducted emissions:	EN55022, FCC part 15	Level B
Harmonic current correction:	EN61000-3-2	Compliant
Voltage flicker:	EN61000-3-3	Compliant
ESD air:	EN61000-4-2	Level 3
ESD contact:	EN61000-4-2	Level 3
Radiated immunity:	EN61000-4-3	Level 3
Fast transients:	EN61000-4-4	Level 3
Surge:	EN61000-4-5	Level 3
Conducted immunity:	EN61000-4-6	Level 3
General Specifications		
Hold-up time:	85 Vac @ 50 Hz	20 ms @ 250 W
Efficiency:	115 Vac @ 250 W 230 Vac @ 250 W	84% typ. 86% typ.
Isolation voltage:	Input/output Input/chassis	3000 Vac 1500 Vac
Safety approvals (see note 6):	UL/cUL UL60950-1, VDE EN60950-1, CAN/CSA22.2 No. 60950-1	
Weight:		650g (22 oz)
MTBF (@25 °C):	Telcordia SR-332 MIL-HDBK-217F	317,000 hours min. 158,000 hours min.

Environmental Specifications

Thermal performance:	Operating ambient,	0 °C to +70 °C
	(See derating curve)	
	Non-operating	-40 °C to +85 °C
	0 °C to 50 °C ambient, 200 LFM forced air 250 LFM with cover	250 W
	0 °C to 50 °C ambient, 0 °C to 40 °C with cover	175 W
	Convection cooled	
	50 °C to 70 °C ambient, Convection cooled	Derate linearly to 50% load
	Relative humidity:	Non-condensing
		5 - 95% RH
Altitude:	Operating	10,000 feet max.
	Non-operating	30,000 feet max.
Vibration: (See Note 7)	5-500 Hz	2.5 G rms peak
	Shock:	Per MIL-STD-810E
		516.4 Part IV

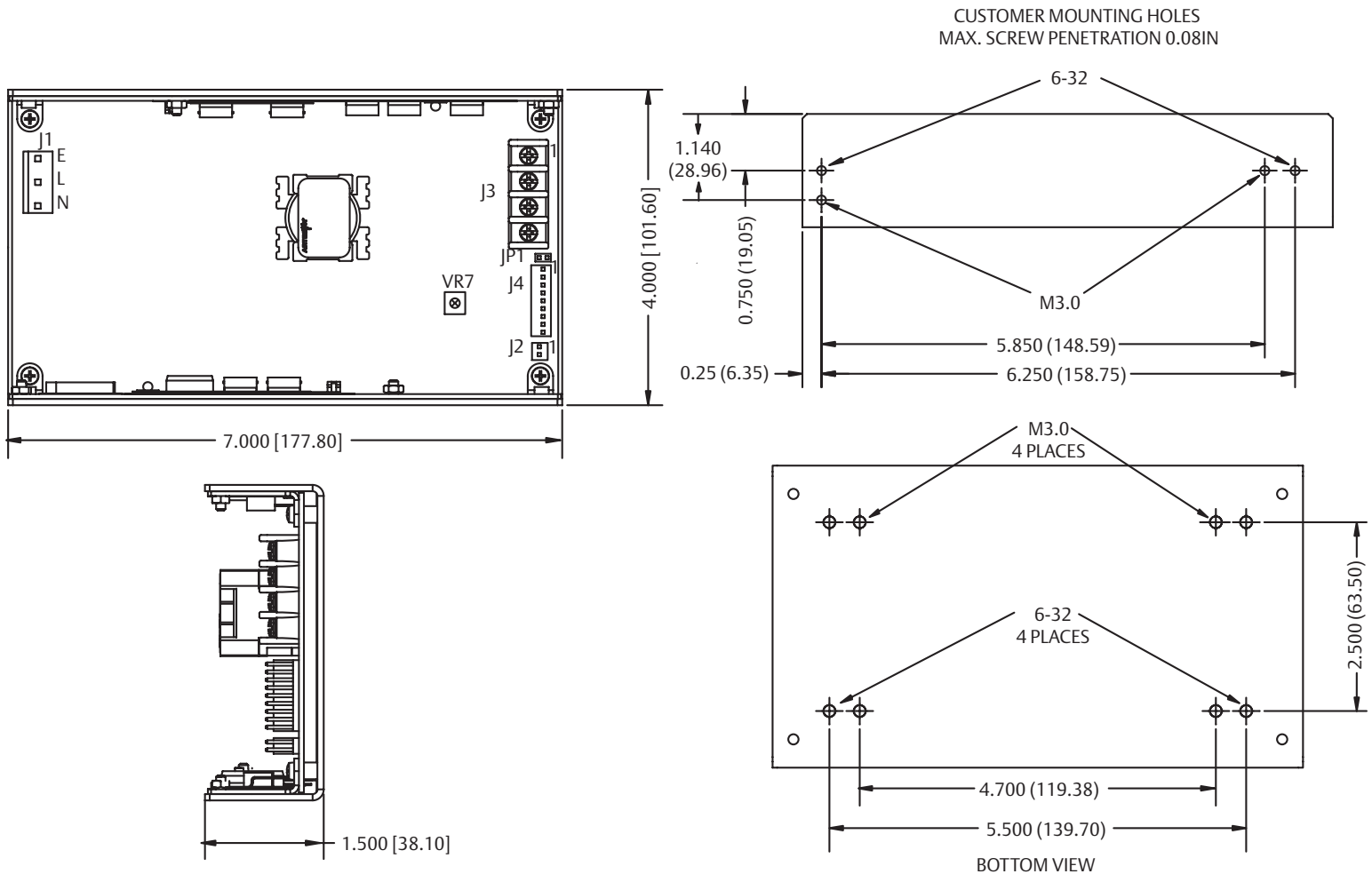
Ordering Information

Output Voltage	Output Current			Ripple ⁽³⁾	Total Regulation	Model Numbers ^(9, 10)
	Min	Max (free air) ^(1,4)	Max (forced air) ^(2,4)			
12 V	0 A	14.6 A	21 A	120 mV	± 2.0%	NLP250R-96S12J
24 V	0 A	7.3 A	10.5 A	240 mV	± 2.0%	NLP250R-96S24J
48 V	0 A	3.65 A	5.25 A	480 mV	± 2.0%	NLP250R-96S48J

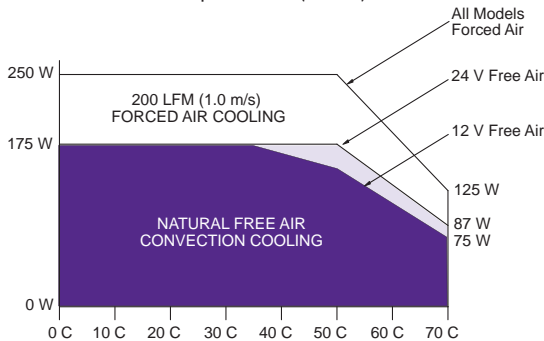
Notes

- Free air convection. Maximum continuous output power not to exceed 175 W. Refer to Figure 1 for the derating curve.
- 200 LFM (250 LFM with cover) forced air cooling from the longer side. Maximum continuous output power not to exceed 250 W.
- Figure is peak-to-peak for room temperature rating. Output noise measurements are made across a 20 MHz bandwidth using a 6 inch twisted pair, terminated with a 10 μ F tantalum capacitor and a 0.1 μ F ceramic capacitor.
- CAUTION: Allow a minimum of 1 second after disconnecting line power when making thermal measurements. For optimum reliability no part of the heatsink should exceed 115 °C and no semi-conductor case temperature should exceed 120 °C.
- No external filtering required during conducted emissions testing but some applications may require additional filtering to achieve system compliance. Compliance with radiated EMI specifications may require mounting in a suitable enclosure.
- This product is only for inclusion by professional installers within other equipment and must not be operated as a stand alone product.
- Three orthogonal axes, random vibration 10 minutes for each axes, 2.4 G
- 5 Vsb (standby) output is available whenever AC is present, regardless of remote ON/OFF signal status. 12 V (fan) present when main output is present.
- The 'J' suffix indicates that these parts are Pb-free (RoHS 6/6) compliant. 'CJ' suffix indicates covered RoHS version.
- NOTICE: Some models do not support all options. Please contact your local Emerson Network Power representative or use the on-line model number search tool at <http://www.PowerConversion.com> to find a suitable alternative.

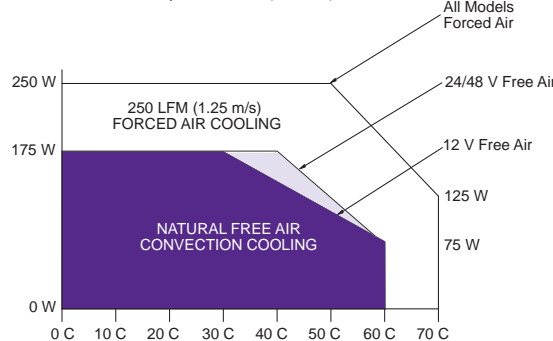
Mechanical Drawing



Derating Curve
Output Power (Watts)



Derating Curve With Cover
Output Power (Watts)



Connector and Mating Connector Types

Connector	Type	Mating Connector Type
J1	Molex 09-65-2058 (5273 series) void pins 2 and 4 or equivalent	Molex 09-50-8051 or equivalent with Molex 08-52-0113 or equivalent crimp terminals
J2	Molex 22-23-2021 (6373 series) or equivalent	Molex 22-01-3027 (2695 series) or equivalent with Molex 08-50-01113 (2759 series) or equivalent crimp terminals
J3	Molex terminal block 387007504 or equivalent	Terminal block contains #6-32 screw with clamp washer suitable for wire size 12-22 awg (0.5-2.5 mm ²). Max Torque tp 1.36 Nm (12 in.lb)
J4	Molex 22-23-2091 (6373 series) or equivalent	Molex 22-01-3097 (2695 series) or equivalent with Molex 08-50-0113 (2759 series) or equivalent crimp terminals

Pin Connections

J1	
Pin 1	Ground/Earth
Pin 2	Live
Pin 3	Neutral

Pin Connections Continued

J2		
Pin 1	+12 V	Fan Voltage
Pin 2	SGND	Return
J3		
Pin 1	Vo	+ Main Output
Pin 2	Vo	+ Main Output
Pin 3	RTN	Main Return
Pin 4	RTN	Main Return
J4		
Pin 1	+S	+Vo Remote Sense
Pin 2	-S	Vo Remote Sense
Pin 3	LS	Load Share Signal
Pin 4	PS OFF	Remote ON/OFF signal NO
Pin 5	PS ON	Remote ON/OFF signal NC
Pin 6	SGND	Signal Common
Pin 7	PW OK	Power Good
Pin 8	5 Vsb	Stand-by Voltage
Pin 9	DC OK	DC Power Good Signal

Americas

5810 Van Allen Way
Carlsbad, CA 92008
USA
Telephone: +1 760 930 4600
Facsimile: +1 760 930 0698

Europe (UK)

Waterfront Business Park
Merry Hill, Dudley
West Midlands, DY5 1LX
United Kingdom
Telephone: +44 (0) 1384 842 211
Facsimile: +44 (0) 1384 843 355

Asia (HK)

14/F, Lu Plaza
2 Wing Yip Street
Kwun Tong, Kowloon
Hong Kong
Telephone: +852 2176 3333
Facsimile: +852 2176 3888

For global contact, visit:

www.PowerConversion.com
techsupport.embeddedpower@emerson.com

While every precaution has been taken to ensure accuracy and completeness in this literature, Emerson Network Power assumes no responsibility, and disclaims all liability for damages resulting from use of this information or for any errors or omissions.

Emerson Network Power.
The global leader in enabling
business-critical continuity.

- AC Power
- Connectivity
- DC Power
- Embedded Computing
- **Embedded Power**
- Monitoring
- Outside Plant
- Power Switching & Controls
- Precision Cooling
- Racks & Integrated Cabinets
- Services
- Surge Protection

EmersonNetworkPower.com

Emerson Network Power and the Emerson Network Power logo are trademarks and service marks of Emerson Electric Co. ©2009 Emerson Electric Co.

Данный компонент на территории Российской Федерации

Вы можете приобрести в компании MosChip.

Для оперативного оформления запроса Вам необходимо перейти по данной ссылке:

<http://moschip.ru/get-element>

Вы можете разместить у нас заказ для любого Вашего проекта, будь то серийное производство или разработка единичного прибора.

В нашем ассортименте представлены ведущие мировые производители активных и пассивных электронных компонентов.

Нашей специализацией является поставка электронной компонентной базы двойного назначения, продукции таких производителей как XILINX, Intel (ex.ALTERA), Vicor, Microchip, Texas Instruments, Analog Devices, Mini-Circuits, Amphenol, Glenair.

Сотрудничество с глобальными дистрибьюторами электронных компонентов, предоставляет возможность заказывать и получать с международных складов практически любой перечень компонентов в оптимальные для Вас сроки.

На всех этапах разработки и производства наши партнеры могут получить квалифицированную поддержку опытных инженеров.

Система менеджмента качества компании отвечает требованиям в соответствии с ГОСТ Р ИСО 9001, ГОСТ РВ 0015-002 и ЭС РД 009

Офис по работе с юридическими лицами:

105318, г.Москва, ул.Щербаковская д.3, офис 1107, 1118, ДЦ «Щербаковский»

Телефон: +7 495 668-12-70 (многоканальный)

Факс: +7 495 668-12-70 (доб.304)

E-mail: info@moschip.ru

Skype отдела продаж:

moschip.ru

moschip.ru_4

moschip.ru_6

moschip.ru_9