

# RF Devices and Customer made Antenna

## Product catalog

[www.passivecomponent.com](http://www.passivecomponent.com)



## Product Portfolio



**Multilayer Ceramic Capacitors (MLCC)**



**Chip-Resistor**



**Disc Capacitors**



**RF Device and High Frequency Inductors**



**Antenna**



**Inductors**



**Varistors and SMD-Varistors**

## IEC-63 Nominal Resistance / Capacitance

|            |     |     |     |     |     |     |     |     |     |     |     |     |     |     |     |     |     |     |     |     |     |     |     |     |
|------------|-----|-----|-----|-----|-----|-----|-----|-----|-----|-----|-----|-----|-----|-----|-----|-----|-----|-----|-----|-----|-----|-----|-----|-----|
| <b>E1</b>  | 100 |     |     |     |     |     |     |     |     |     |     |     |     |     |     |     |     |     |     |     |     |     |     |     |
| <b>E3</b>  | 100 |     |     |     | 220 |     |     |     |     | 470 |     |     |     |     |     |     |     |     |     |     |     |     |     |     |
| <b>E6</b>  | 100 | 150 | 220 | 330 | 470 | 680 |     |     |     |     |     |     |     |     |     |     |     |     |     |     |     |     |     |     |
| <b>E12</b> | 100 | 120 | 150 | 180 | 220 | 270 | 330 | 390 | 470 | 560 | 680 | 820 |     |     |     |     |     |     |     |     |     |     |     |     |
| <b>E24</b> | 100 | 110 | 120 | 130 | 150 | 160 | 180 | 200 | 220 | 240 | 270 | 300 | 330 | 360 | 390 | 430 | 470 | 510 | 560 | 620 | 680 | 750 | 820 | 910 |
| <b>E96</b> | 100 | 102 | 121 | 124 | 147 | 150 | 178 | 182 | 215 | 221 | 261 | 267 | 316 | 324 | 383 | 392 | 464 | 475 | 562 | 576 | 681 | 698 | 825 | 845 |
|            | 105 | 107 | 127 | 130 | 154 | 158 | 187 | 191 | 226 | 232 | 274 | 280 | 332 | 340 | 402 | 412 | 487 | 499 | 590 | 604 | 715 | 732 | 866 | 887 |
|            | 110 | 113 | 133 | 137 | 162 | 165 | 196 | 200 | 237 | 243 | 287 | 294 | 348 | 357 | 422 | 432 | 511 | 523 | 619 | 634 | 750 | 768 | 909 | 931 |
|            | 115 | 118 | 140 | 143 | 169 | 174 | 205 | 210 | 249 | 255 | 301 | 309 | 365 | 374 | 442 | 453 | 536 | 549 | 649 | 665 | 787 | 806 | 953 | 976 |

E6:  $\sqrt[6]{10} \approx 1.46$  E12:  $\sqrt[12]{10} \approx 1.21$

E1 series resistance: 1Ω, 10Ω, 100Ω, 1000Ω, 10000Ω, 100000Ω

## ■ CHIP ANTENNA

| RF            | ANT  | 321612   | 0                        | A  | 5   | T                             |
|---------------|--|--|--------------------------|--|---|-------------------------------|
| Type code     | Product code   | Dimension code   | Unit of dimension        | Application  | Specification   | Packing                       |
| RF/RG: device | ANT : Antenna<br>FRA : Free Antenna<br>ECA : SMD Antenna | Per 2 digits of Length, Width, Thickness<br>321612 =<br>Length =32<br>Width = 16<br>Thickness = 12 | 0 : 0.1 mm<br>1 : 1.0 mm | A: 2.4GHz ISM Band<br>E : GPS 1.5GHz<br>L : 2.4/5.2/5.8GHz Tri Band<br>W : WiMAX | Code from 0-9 dependent on different electrical specification | T: 7" Reeled<br>G: 13" Reeled |

## ■ HIGH FREQUENCY MULTILAYER BAND PASS FILTER

| RF        | BPF                    | 322515   | 0                        | A   | 4   | T                             |
|-----------|------------------------|--|--------------------------|---|---|-------------------------------|
| Type code | Product code           | Dimension code   | Unit of dimension        | Application   | Specification   | Packing                       |
| RF device | BPF : Band Pass Filter | Per 2 digits of Length, Width, Thickness<br>322515 =<br>Length =32<br>Width = 25<br>Thickness = 15 | 0 : 0.1 mm<br>1 : 1.0 mm | A : 2.4GHz ISM Band<br>W : WiMAX<br>K : ISM 5.2/5.8 Dual Band | Code from 0-9 dependent on different electrical specification | T: 7" Reeled<br>G: 13" Reeled |

## ■ HIGH FREQUENCY MULTILAYER BALANCED FILTER

| RF            | BPB                                  | 252009   | 0                        | A                                | 7   | T                             |
|---------------|--------------------------------------|--|--------------------------|----------------------------------|---|-------------------------------|
| Type code     | Product code                         | Dimension code   | Unit of dimension        | Application                      | Specification   | Packing                       |
| RF/RG: device | BPB : Balanced Type Band Pass Filter | Per 2 digits of Length, Width, Thickness<br>252009 =<br>Length =25<br>Width = 20<br>Thickness = 09 | 0 : 0.1 mm<br>1 : 1.0 mm | A : 2.4GHz ISM Band<br>W : WiMAX | Code from 0-9 dependent on different electrical specification | T: 7" Reeled<br>G: 13" Reeled |

## ■ HIGH FREQUENCY MULTILAYER LOW PASS FILTER

| RF        | LPF                   | 201211   | 0                        | A  | 0   | T                             |
|-----------|-----------------------|--|--------------------------|--|---|-------------------------------|
| Type code | Product code          | Dimension code   | Unit of dimension        | Application                                      | Specification   | Packing                       |
| RF device | LPF : Low Pass Filter | Per 2 digits of Length, Width, Thickness<br>201210 =<br>Length =20<br>Width = 12<br>Thickness = 11 | 0 : 0.1 mm<br>1 : 1.0 mm | A : 2.4GHz ISM Band<br>K : ISM 5.2/5.8 Dual Band | Code from 0-9 dependent on different electrical specification | T: 7" Reeled<br>G: 13" Reeled |

## ■ HIGH FREQUENCY MULTILAYER HIGH PASS FILTER



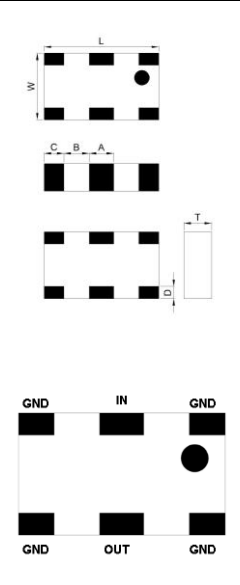
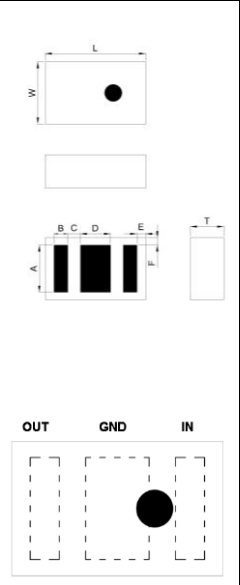
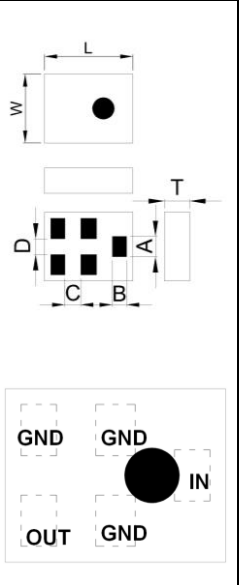
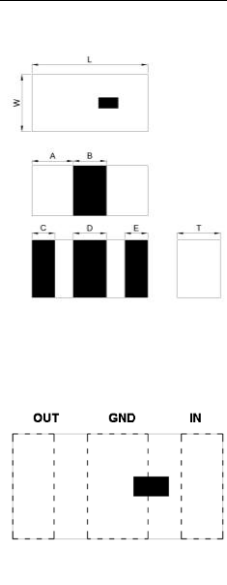
| RF        | HPF                    | 252009  | 0                        | L   | 0   | T                             |
|-----------|------------------------|---|--------------------------|---|---|-------------------------------|
| Type code | Product code           | Dimension code  | Unit of dimension        | Application                                     | Specification   | Packing                       |
| RF device | HPF : High Pass Filter | Per 2 digits of Length, Width, Thickness<br>252009 =<br>Length =2.5<br>Width = 2.0<br>Thickness = 0.9 | 0 : 0.1 mm<br>1 : 1.0 mm | L : 2.4/4.9/5.2/5.8GHz<br>Multiband Application | Code from 0-9 dependent on different electrical specification | T: 7" Reeled<br>G: 13" Reeled |

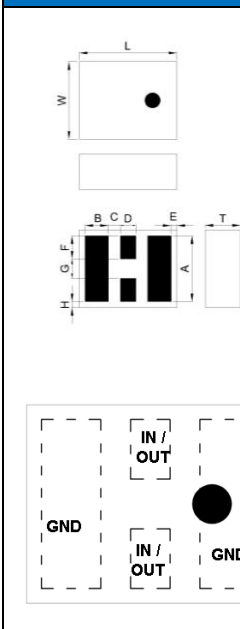
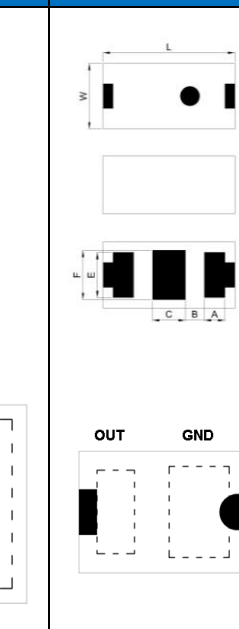
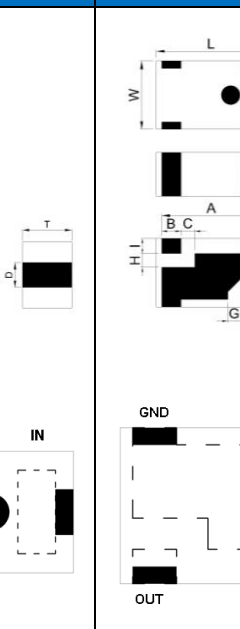
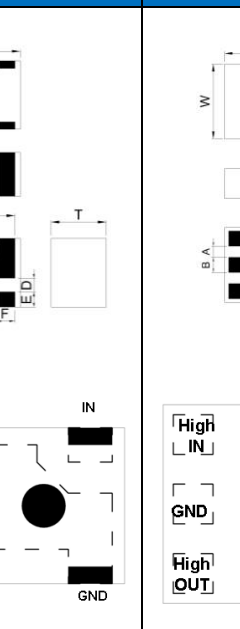
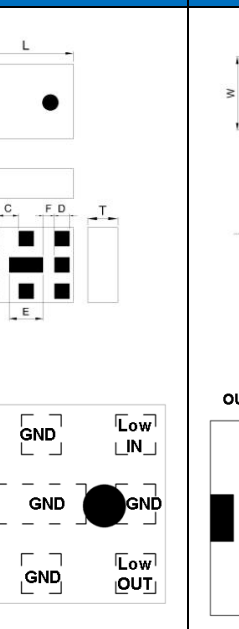
## ■ BALUN TRANSFORMERS

| RF            | BLN          | 201208   | 0                        | A  | 4   | T                             |
|---------------|--------------|--|--------------------------|--|---|-------------------------------|
| Type code     | Product code | Dimension code   | Unit of dimension        | Application                                      | Specification   | Packing                       |
| RF/RG: device | BLN : BALUN  | Per 2 digits of Length, Width, Thickness<br>201208 =<br>Length =20<br>Width = 12<br>Thickness = 08 | 0 : 0.1 mm<br>1 : 1.0 mm | A : 2.4GHz ISM Band<br>K : ISM 5.2/5.8 Dual Band | Code from 0-9 dependent on different electrical specification | T: 7" Reeled<br>G: 13" Reeled |

## HIGH FREQUENCY MULTILAYER BAND PASS FILTER

### ■ STRUCTURE AND PIN ASSOCIATED

| STRUCTURE A  | STRUCTURE B   | STRUCTURE C   | STRUCTURE D  | STRUCTURE E   | STRUCTURE F   |
|--|---|---|--|---|---|
|  |  |  |  |  |  |

| STRUCTURE G  | STRUCTURE H   | STRUCTURE I   | STRUCTURE J  | STRUCTURE K   |
|--|---|---|--|---|
|  |  |  |  |  |

# HIGH FREQUENCY MULTILAYER BAND PASS FILTER

## ■ STRUCTURE AND DIMENSION

Unit: mm

| Structure/<br>Dimension | L         | W         | T         | A          | B          | C          | D         | E          | F          | G         | H         | I          |   |
|-------------------------|-----------|-----------|-----------|------------|------------|------------|-----------|------------|------------|-----------|-----------|------------|---|
| A                       | 2.50±0.20 | 2.00±0.20 | 0.70±0.10 | 0.20±0.20  | 0.55±0.20  | 0.50±0.20  | 0.25±0.20 | 0.20±0.20  | -          | -         | -         | -          |   |
|                         |           |           | 0.80±0.10 | 0.20±0.20  | 0.55±0.20  | 0.50±0.20  | 0.20±0.20 | 0.20±0.20  | -          | -         | -         | -          |   |
|                         |           |           | 1.00±0.10 | 0.20±0.20  | 0.50±0.20  | 0.50±0.20  | 0.25±0.20 | 0.20±0.20  | -          | -         | -         | -          |   |
|                         |           |           | 1.05±0.10 | 0.25±0.20  | 0.50±0.20  | 0.50±0.20  | 0.25±0.20 | 0.25±0.20  | -          | -         | -         | -          |   |
|                         |           |           | 1.20±0.10 | 0.25±0.20  | 0.50±0.20  | 0.50±0.20  | 0.25±0.20 | 0.25±0.20  | -          | -         | -         | -          |   |
|                         | 3.20±0.20 | 2.50±0.10 | 1.50±0.10 | 0.40±0.20  | 0.60±0.20  | 0.70±0.20  | 0.20±0.15 | 0.40±0.20  | -          | -         | -         | -          |   |
| B                       | 1.00±0.10 | 0.50±0.10 | 0.40±0.10 | 0.30±0.10  | 0.30±0.10  | 0.35±0.10  | 0.15±0.10 | 0.15±0.10  | -          | -         | -         | -          |   |
|                         | 1.60±0.15 | 0.80±0.15 | 0.50±0.10 | 0.35±0.10  | 0.30±0.10  | 0.15±0.10  | 0.15±0.10 | 0.30±0.10  | -          | -         | -         | -          |   |
|                         |           |           | 0.60±0.10 | 0.45±0.15  | 0.45±0.15  | 0.20±0.15  | 0.20±0.15 | 0.30±0.15  | -          | -         | -         | -          |   |
|                         |           |           | 0.70±0.10 | 0.45±0.15  | 0.70±0.15  | 0.20±0.10  | 0.20±0.10 | 0.30±0.15  | -          | -         | -         | -          |   |
|                         | 2.00±0.15 | 1.20±0.15 | 0.50±0.10 | 0.40±0.15  | 0.80±0.15  | 0.20±0.10  | 0.20±0.10 | 0.30±0.15  | -          | -         | -         | -          |   |
|                         |           |           | 0.90±0.10 | 0.45±0.15  | 1.10±0.15  | 0.25±0.15  | 0.25±0.15 | 0.30±0.15  | 0.45±0.15  | -         | -         | -          |   |
|                         |           | 1.25±0.15 | 0.60±0.10 | 0.45±0.15  | 1.10±0.15  | 0.25±0.15  | 0.25±0.15 | 0.30±0.15  | -          | -         | -         | -          |   |
|                         |           |           | 0.80±0.10 | 0.45±0.15  | 0.70±0.15  | 0.20±0.15  | 0.20±0.15 | 0.30±0.15  | -          | -         | -         | -          |   |
|                         |           |           | 0.90±0.10 | 0.50±0.15  | 1.00±0.15  | 0.25±0.15  | 0.25±0.15 | 0.30±0.15  | -          | -         | -         | -          |   |
|                         |           |           | 0.95±0.10 | 0.35±0.15  | 1.30±0.15  | 0.25±0.15  | 0.25±0.15 | 0.30±0.15  | -          | -         | -         | -          |   |
|                         | C         | 2.00±0.15 | 1.20±0.20 | 0.55±0.10  | 0.40±0.20  | 0.40±0.20  | 0.40±0.20 | 0.40±0.20  | 0.20±0.10  | -         | -         | -          | - |
|                         |           |           |           | 0.60±0.10  | 0.40±0.20  | 0.40±0.20  | 0.40±0.20 | 0.20±0.10  | -          | -         | -         | -          |   |
| 0.80±0.10               |           |           |           | 0.40±0.20  | 0.40±0.20  | 0.40±0.20  | 0.40±0.20 | 0.20±0.10  | -          | -         | -         | -          |   |
| D                       | 1.60±0.15 | 0.80±0.15 | 0.60±0.10 | 0.55±0.10  | 0.25±0.10  | 0.23±0.10  | 0.40±0.10 | 0.12±0.10  | 0.125±0.10 | -         | -         | -          |   |
|                         | 2.00±0.15 | 1.25±0.10 | 0.45±0.10 | 0.95±0.10  | 0.275±0.20 | 0.25±0.10  | 0.60±0.10 | 0.175±0.10 | 0.15±0.10  | -         | -         | -          |   |
|                         |           |           | 0.80±0.10 | 0.95±0.10  | 0.275±0.10 | 0.25±0.10  | 0.60±0.10 | 0.175±0.10 | 0.15±0.10  | -         | -         | -          |   |
| E                       | 1.10±0.10 | 0.90±0.10 | 0.60±0.10 | 0.25±0.10  | 0.18±0.10  | 0.205±0.10 | 0.25±0.10 | -          | -          | -         | -         | -          |   |
|                         | 1.40±0.15 | 1.10±0.15 | 0.70±0.10 | 0.325±0.10 | 0.25±0.10  | 0.25±0.10  | 0.25±0.10 | -          | -          | -         | -         | -          |   |
|                         | 2.00±0.20 | 1.25±0.20 | 1.00 max. | 0.325±0.10 | 0.25±0.10  | 0.25±0.10  | 0.25±0.10 | -          | -          | -         | -         | -          |   |
| F                       | 1.60±0.15 | 0.80±0.15 | 0.40±0.10 | 0.55±0.15  | 0.50±0.15  | 0.35±0.15  | 0.50±0.15 | 0.20±0.15  | -          | -         | -         | -          |   |
|                         |           |           | 0.60±0.10 | 0.55±0.15  | 0.50±0.15  | 0.35±0.15  | 0.50±0.15 | 0.20±0.15  | -          | -         | -         | -          |   |
| G                       | 2.00±0.15 | 1.25±0.10 | 0.80±0.10 | 0.95±0.10  | 0.40±0.10  | 0.30±0.10  | 0.30±0.10 | 0.15±0.10  | 0.30±0.10  | 0.35±0.10 | 0.15±0.10 | -          |   |
|                         |           |           | 0.90±0.10 | 0.95±0.10  | 0.40±0.10  | 0.30±0.10  | 0.30±0.10 | 0.15±0.10  | 0.30±0.10  | 0.35±0.10 | 0.15±0.10 | -          |   |
|                         | 2.50±0.20 | 2.00±0.20 | 0.90±0.10 | 1.70±0.20  | 0.60±0.20  | 0.30±0.20  | 0.40±0.20 | 0.15±0.10  | 0.60±0.10  | 0.50±0.10 | 0.15±0.10 | -          |   |
| H                       | 1.60±0.15 | 0.80±0.10 | 0.60 max. | 0.25±0.10  | 0.23±0.05  | 0.40±0.10  | 0.30±0.10 | 0.55±0.10  | 0.60±0.10  | -         | -         | -          |   |
| I                       | 2.00±0.15 | 1.25±0.10 | 1.00 max. | 1.80±0.10  | 0.35±0.10  | 0.25±0.10  | 0.25±0.10 | 0.275±0.10 | 0.35±0.10  | 0.25±0.10 | 0.25±0.10 | 0.275±0.10 |   |
| J                       | 2.50±0.15 | 2.00±0.15 | 0.90±0.10 | 0.30±0.10  | 0.40±0.10  | 0.55±0.10  | 0.40±0.10 | 0.90±0.10  | 0.30±0.10  | -         | -         | -          |   |
| K                       | 3.20±0.20 | 2.50±0.20 | 1.80±0.20 | 0.95±0.20  | 0.60±0.20  | 0.30±0.15  | 0.70±0.15 | 1.20±0.15  | 2.00±0.15  | -         | -         | -          |   |

## ■ ELECTRICAL SPECIFICATION

### 2.4GHz BAND WORKING FREQUENCY

| Part Number        | Frequency Range(GHz) | Insertion Loss (dB)                 | Attenuation ( dB min. )   | VSWR (max.) | Impedance (Ω) | Size(mm)        | STRUCTURE |
|--------------------|----------------------|-------------------------------------|---|-------------|---------------|-----------------|-----------|
| RBBPF1005040A1T    | 2.4~2.5              | 2.5                                 | 25(824~960 MHz)<br>20(1710~1910 MHz)<br>20(4800~5000 MHz)<br>15(7200~7500 MHz)  | 2.0         | 50            | 1.00x0.50x0.40  | B         |
| RFBPF1005040A3T    | 2.4~2.5              | 1.5max.(25℃)<br>1.7max.(-40~+85℃)   | 13(824~915MHz)<br>5(1545~1605MHz)<br>34(4800~5000MHz)<br>20(7200~7500 MHz)  | 2.1         | 50            | 1.00x0.50x0.40  | B         |
| RFBPF1109060A0T    | 2.4~2.5              | 1.8                                 | 35(824~960MHz)<br>38(1545~1605MHz)<br>20(1710~1990MHz)<br>8(2110~2170MHz)<br>35(3600 MHz)<br>35(4800~5000 MHz)<br>35(7200~7500 MHz) | 2.0         | 50            | 1.10x 0.90x0.60 | E         |
| RFBPF1411060A1T    | 2.4~2.5              | 1.8                                 | 40(824~960MHz)<br>40(1545~1605MHz)<br>20(1710~1990MHz)<br>8(2110~2170MHz)<br>35(3600 MHz)<br>35(4800~5000 MHz)<br>35(7200~7500 MHz) | 2.0         | 50            | 1.40x1.10x0.60  | E         |
| RFBPF1411060A2T    | 2.4~2.5              | 1.5                                 | 30(500~960MHz)<br>25(1500~1650MHz)<br>19(3200~3300MHz)<br>40(4800~5000 MHz)<br>30(7200~7500 MHz)                                    | 2.0         | 50            | 1.40x1.10x0.60  | E         |
| RBBPF1411060A3T    | 2.4~2.5              | 1.1                                 | 20( 50~960MHz)<br>10( 1710~1990MHz)<br>9( 3600 MHz)<br>22( 4800~7200 MHz)   | 2.0         | 50            | 1.40x1.10x0.60  | E         |
| RFBPF1608060AA7M1U | 2.4~2.5              | 0.95max.(25℃)<br>1.25max.(-40~+85℃) | 20(500~960 MHz)<br>23(3200 MHz)<br>30(4800~5000 MHz)<br>32(7200~7500 MHz)   | 2.0         | 50            | 1.60x0.80x0.60  | H         |
| RFBPF1608060ADT    | 2.4~2.5              | 1.8max.(25℃)<br>2.1max.(-40~+85℃)   | 22.5(200~1300MHz)<br>5.5(2000MHz)<br>10.5(3000MHz)<br>23.5(3600~3800MHz)<br>35(4800~5000MHz)<br>35(7200~7500MHz)                    | 2.0         | 50            | 1.60x0.80x0.60  | B         |
| RFBPF1608060AET    | 2.4~2.5              | 1.7max.(25℃)<br>2.0max.(-40~+85℃)   | 25(880 MHz)<br>20(3200 MHz)<br>35(4800~5000 MHz)<br>25(7200~7500 MHz)   | 2.0         | 50            | 1.60x0.80x0.60  | F         |
| RFBPF1608070AFT    | 2.4~2.5              | 2.4max.(25℃)<br>2.7max.(-40~+85℃)   | 24.5(80~960MHz)<br>20(1710~1990 MHz)<br>8.5(2170 MHz)<br>15(4800~5000 MHz)<br>20(7200~7500 MHz)                                     | 2.0         | 50            | 1.60x0.80x0.70  | B         |
| RFBPF1608070AWT    | 2.4~2.5              | 2.0max.(25℃)<br>2.2max.(-40~+85℃)   | 30 (960 MHz)<br>25(1910 MHz)<br>20(1990 MHz)<br>25(4800 MHz)<br>15(7200 MHz)  | 2.0         | 50            | 1.60x0.80x0.70  | B         |
| RFBPF1608050A0T    | 2.4~2.5              | 2.0max.(25℃)<br>2.2max.(-40~+85℃)   | 20(960 MHz)<br>20(1910 MHz)<br>15(1990 MHz)<br>18(4800 MHz)<br>25(7200 MHz)   | 2.0         | 50            | 1.60x0.80x0.50  | B         |
| RFBPF1608060A1T    | 2.4~2.5              | 2.8                                 | 25(695~800MHz)<br>20(1910MHz)<br>35(3200MHz)<br>20(4800~5000MHz)<br>20(7200~7500MHz)  | 2.0         | 50            | 1.60x0.80x0.60  | B         |
| RFBPF1608060A7T    | 2.4~2.5              | 3.0                                 | 25(695~800MHz)<br>20(1910MHz)<br>35(3200MHz)<br>20(4800~5000MHz)<br>20(7200~7500MHz)  | 2.0         | 50            | 1.60x0.80x0.60  | B         |
| RFBPF1608060A8T    | 2.4~2.5              | 1.7                                 | 30(880~915MHz)<br>30(1710~1785MHz)<br>25(1850~1910MHz)<br>25(4800~5000MHz)<br>15(7200~7500MHz)                                      | 2.0         | 50            | 1.60x0.80x0.60  | B         |
| RFBPF1608070A3T    | 2.4~2.5              | 1.8max.(25℃)<br>2.1max.(-40~+85℃)   | 27(800~900 MHz)<br>25(4800~5000 MHz)<br>30(7200~7500 MHz)   | 2.0         | 50            | 1.60x0.80x0.70  | B         |

# HIGH FREQUENCY MULTILAYER BAND PASS FILTER

## 2.4GHz BAND WORKING FREQUENCY

| Part Number        | Frequency Range(GHz) | Insertion Loss (dB)               | Attenuation ( dB min. )   | VSWR (max.) | Impedance (Ω) | Size(mm)       | STRUCTURE |
|--------------------|----------------------|-----------------------------------|---|-------------|---------------|----------------|-----------|
| RFBPF2012080AM0T62 | 2.4~2.5              | 1.8max.(25℃)<br>2.0max.(-40~+85℃) | 30(860~960MHz)<br>30(1545~1605MHz)<br>35(1710~1990MHz)<br>30(2170MHz)<br>30(4800~5000MHz)   | 2.0         | 50            | 2.00x1.20x0.80 | D         |
| RFBPF2012080AC2T00 | 2.4~2.5              | 1.35max.                          | 30(804~828MHz)<br>20(1608~1656MHz)<br>30(3216~3312MHz)<br>40(4020~4140MHz)<br>20(4824~4968MHz)<br>20(5628~5796MHz)<br>20(6432~6624MHz)<br>35(7200~7500MHz)<br>20(7500~10000MHz)   | 2.0         | 50            | 2.00x1.25x0.80 | G         |
| RFBPF2012090AS1T35 | 2.4~2.5              | 0.9max.(25℃)<br>1.1max.(-40~+85℃) | 28(824~960MHz)<br>30(1570~1580MHz)<br>15(1710~1910MHz)<br>9.5(1910~1990MHz)<br>25(4800~5000MHz)<br>25(7200~7500MHz)   | 2.0         | 50            | 2.00x1.25x0.90 | G         |
| RFBPF2012060AAT    | 2.4~2.5              | 1.5max.(25℃)<br>1.8max.(-40~+85℃) | 30(880~960MHz)<br>25(1710~1910MHz)<br>25(4800~5000MHz)<br>30(7200~7500MHz)  | 2.0         | 50            | 2.00x1.20x0.60 | C         |
| RFBPF2012040ABT    | 2.4~2.5              | 2.5                               | 30(824~849MHz)<br>30(880~915MHz)<br>30(1545~1605MHz)<br>30(1565~1585MHz)<br>35(1710~1785MHz)<br>40(1850~1910MHz)<br>32(1920~1980MHz)<br>7(3168~4752MHz)<br>11(3300~3800MHz)<br>35(4800~4967MHz)<br>26(5150~6000MHz)<br>23(7200~7450MHz) | 2.0         | 50            | 2.00x1.20x0.40 | D         |
| RFBPF2012050ACT    | 2.4~2.5              | 2.5                               | 35(824~960MHz)<br>38(1710~1910MHz)<br>25(4880~5000MHz)<br>20(7200~7500MHz)  | 2.0         | 50            | 2.00x1.20x0.55 | C         |
| RFBPF2012080ADT    | 2.4~2.5              | 1.5max.(25℃)<br>1.7max.(-40~+85℃) | 30(860~960MHz)<br>30(1545~1605MHz)<br>30(1710~1990MHz)<br>30(2170MHz)(typical)<br>30(4800~5000MHz)  | 2.0         | 50            | 2.00x1.25x0.80 | D         |
| RFBPF2012080AFT    | 2.4~2.5              | 1.8max.(25℃)<br>2.0max.(-40~+85℃) | 30(824~915MHz)<br>30(1545~1605MHz)<br>35(1710~1990MHz)<br>30(2170MHz)<br>30(4800~4967MHz)<br>25(5150~6000MHz)<br>20(7200~7450.5MHz)   | 2.0         | 50            | 2.00x1.25x0.80 | D         |
| RFBPF2012080AGT    | 2.4~2.5              | 1.8max.(typ.1.5)                  | 35(824~960MHz)<br>28(1545~1605MHz)<br>30(1710~1990MHz)<br>30(2170MHz)<br>6(3200MHz)<br>30(4800~4967MHz)<br>20(5150~6000MHz)<br>18(7200~7450MHz)   | 2.0         | 50            | 2.00x1.25x0.80 | D         |
| RFBPF2012040AHT    | 2.4~2.5              | 2.5                               | 25(746~764MHz)<br>30(824~849MHz)<br>26(869~960MHz)<br>28(1570~1580MHz)<br>28(1710~1785MHz)<br>30(1850~1910MHz)<br>30(1930~1990MHz)<br>30(2110~2170MHz)<br>15(3300~3800MHz)<br>35(4800~5000MHz)<br>20(7200~7450.5MHz)                    | 2.0         | 50            | 2.00x1.25x0.45 | D         |
| RBBPF2012050AHT    | 2.4~2.5              | 2.5max.(typ.2.2)                  | 25(746~764MHz)<br>30(824~849MHz)<br>26(869~960MHz)<br>28(1570~1580MHz)<br>28(1710~1785MHz)<br>30(1850~1910MHz)<br>30(1930~1990MHz)<br>25(2110~2170MHz)<br>15(3300~3800MHz)<br>35(4800~5000MHz)  | 2.0         | 50            | 2.00x1.25x0.45 | D         |

## 2.4GHz BAND WORKING FREQUENCY

| Part Number      | Frequency Range(GHz) | Insertion Loss (dB)               | Attenuation ( dB min. )  | VSWR (max.) | Impedance (Ω) | Size(mm)       | STRUCTURE |
|------------------|----------------------|-----------------------------------|--|-------------|---------------|----------------|-----------|
| RFBPF2012090ALT  | 2.4~2.5              | 1.0max.(25℃)<br>1.2max.(-40~+85℃) | 28(824~960MHz)<br>28(1570~1580MHz)<br>23(1710~1910MHz)<br>17(1920~1990MHz)<br>25(4800~5000MHz)   | 2.0         | 50            | 2.00x1.25x0.90 | G         |
| RFBPF2012090AMT  | 2.4~2.5              | 2.6                               | 40(880~960MHz)<br>38(1710~1990MHz)<br>16(2170MHz)<br>30(4800~5000MHz)<br>25(7200~7500MHz)  | 2.0         | 50            | 2.00x1.20x0.90 | B         |
| RFBPF2012100ANT  | 2.4~2.5              | 2.3max.(25℃)<br>2.6max.(-40~+85℃) | 40(699~960MHz)<br>40(1428~1448MHz)<br>40(1476~1607MHz)<br>40(1710~1785MHz)<br>33(1805~1880MHz)<br>30(1880~1915MHz)<br>30(1920~1990MHz)<br>22(2110~2170MHz)<br>25(4800~5000MHz)<br>35(7200~7500MHz)                   | 2.0         | 50            | 2.00x1.20x1.00 | I         |
| RFBPF2012090AQT  | 2.4~2.5              | 1.2                               | 20(1600MHz)<br>25(3200MHz)<br>20(4800~5000MHz)   | 2.0         | 50            | 2.00x1.20x0.90 | B         |
| RFBPF2012090ART  | 2.4~2.5              | 1.0                               | 20(1600MHz)<br>25(3200MHz)   | 2.0         | 50            | 2.00x1.20x0.90 | B         |
| RFBPF2012100AVT  | 2.4~2.5              | 2.3max.(25℃)<br>2.6max.(-40~+85℃) | 40(699~960MHz)<br>40(1428~1448MHz)<br>40(1476~1607MHz)<br>40(1710~1785MHz)<br>33(1805~1880MHz)<br>30(1880~1915MHz)<br>30(1920~1990MHz)<br>25(4800~5000MHz)<br>30(7200~7500MHz)                                       | 2.0         | 50            | 2.00x1.20x1.00 | I         |
| RBBPF2010A108Q1C | 2.4~2.5              | 1.3                               | 38(50~960MHz)<br>17(1710~1910MHz)<br>5(3200MHz)<br>30(4800~5000MHz)<br>25(7200~7500MHz)  | 2.0         | 50            | 2.00x1.20x0.90 | E         |
| RFBPF2012090A1T  | 2.4~2.5              | 1.7                               | 30(900MHz)<br>20(1850MHz)<br>30(4800MHz)   | 2.0         | 50            | 2.00x1.20x0.90 | B         |
| RFBPF2012090A2T  | 2.4~2.5              | 1.4                               | 30(824~960MHz)<br>30(1710~1910MHz)<br>20(1920~1990MHz)<br>6(2110~2170MHz)<br>20(4800~5000MHz)  | 2.0         | 50            | 2.00x1.20x0.90 | B         |
| RFBPF2012040A3T  | 2.4~2.5              | 2.0max.(25℃)<br>2.2max.(-40~+85℃) | 25(746~764MHz)<br>30(824~849MHz)<br>26(869~960MHz)<br>28(1570~1580MHz)<br>28(1710~1785MHz)<br>30(1850~1910MHz)<br>30(1930~1990MHz)<br>25(2110~2170MHz)<br>15(3300~3800MHz)<br>35(4800~5000MHz)<br>20(7200~7450.5MHz) | 2.0         | 50            | 2.00x1.25x0.45 | D         |
| RFBPF2012080A6T  | 2.4~2.5              | 3.5                               | 30(880~960MHz)<br>30(1710~1990MHz)<br>20(2110~2170MHz)<br>30(4800~5000MHz)<br>30(7200~7500MHz)   | 2.0         | 50            | 2.00x1.20x0.80 | C         |
| RFBPF2012080A7T  | 2.4~2.5              | 2.8<br>(typ.2.5)                  | 40(DC~1600MHz)<br>35(1710MHz)<br>25(1900MHz)<br>12(2100MHz)<br>8(2170MHz)<br>30(3100MHz)<br>40(4800~5000MHz)<br>20(7200~7500MHz)   | 2.0         | 50            | 2.00x1.20x0.80 | B         |
| RFBPF2012060A9T  | 2.4~2.5              | 2.8                               | 30(960MHz)<br>30(1600MHz)<br>20(1990MHz)<br>35(3200MHz)<br>40(4800MHz)<br>25(7200MHz)  | 2.0         | 50            | 2.00x1.20x0.60 | B         |



# HIGH FREQUENCY MULTILAYER BAND PASS FILTER

## 2.4GHz BAND WORKING FREQUENCY

| Part Number     | Frequency Range(GHz) | Insertion Loss (dB)               | Attenuation ( dB min. )   | VSWR (max.) | Impedance (Ω) | Size(mm)       | STRUCTURE |
|-----------------|----------------------|-----------------------------------|---|-------------|---------------|----------------|-----------|
| RFBPF2520090ACT | 2.4~2.5              | 2.1max.(25℃)<br>2.3max.(-40~+85℃) | 43(806~960MHz)<br>43(1570~1580 MHz)<br>43(1710~1990 MHz)<br>20(2110~2170MHz)<br>30(4800~5000 MHz)<br>25(7200~7500MHz)   | 2.0         | 50            | 2.50x2.00x0.90 | G         |
| RFBPF2520070AMT | 2.4~2.5              | 2.0max.(25℃)<br>2.2max.(-40~+85℃) | 45(824~960 MHz)<br>45(1570~1580 MHz)<br>45(1710~1785 MHz)<br>40(1805~1850 MHz)<br>35(1850~1910 MHz)<br>35(1920~1990 MHz)<br>25(2110~2170 MHz)<br>5(2750~3000 MHz)<br>15(3000~4800 MHz)<br>30(4800~5000 MHz)<br>30(5150~5850 MHz)<br>20(7200~7500 MHz) | 2.0         | 50            | 2.50x2.00x0.70 | A         |
| RFBPF2520080AUT | 2.4~2.5              | 2.2                               | 30(900 MHz)<br>30(1850 MHz)<br>33(2170 MHz)<br>35(4800 MHz)<br>25(7200 MHz)   | 2.0         | 50            | 2.50x2.00x0.80 | A         |
| RFBPF2520120A1T | 2.4~2.5              | 1.7                               | 30(900/1850 MHz)<br>20(2100 MHz)<br>40(4800 MHz)<br>25(7200 MHz)  | 2.0         | 50            | 2.50x2.00x1.20 | A         |
| RFBPF2520120A2T | 2.4~2.5              | 2.1                               | 30(900/1850 MHz)<br>30(4800 MHz)  | 2.0         | 50            | 2.50x2.00x1.20 | A         |
| RFBPF2520120A3T | 2.4~2.5              | ≤1.2(25℃)                         | 30(900/1850 MHz)<br>25(4800 MHz)  | 2.0         | 50            | 2.50x2.00x1.20 | A         |
| RFBPF2520120A4T | 2.4~2.5              | ≤1.7(25℃)                         | 30(900/1850 MHz)<br>25(4800 MHz)  | 2.0         | 50            | 2.50x2.00x1.20 | A         |
| RFBPF2520100A5T | 2.4~2.5              | 2.0                               | 40(900 MHz)<br>35(3200 MHz)<br>30(1990 MHz)<br>20(2100 MHz)<br>40(4800 MHz)<br>25(7200 MHz)   | 2.0         | 50            | 2.50x2.00x1.00 | A         |
| RFBPF2520100A6T | 2.4~2.5              | 1.4                               | 35(1900/4800 MHz)   | 2.0         | 50            | 2.50x2.00x1.00 | A         |
| RFBPF3225150A3T | 2.4~2.5              | 2.5                               | 40(1500 MHz)<br>30(2100 MHz)<br>30(4800 MHz)  | 1.7         | -             | 3.20x2.50x1.50 | A         |
| RFBPF3225150A4T | 2.4~2.5              | 2.0                               | 30(900 MHz)<br>30(1850 MHz)<br>20(2100 MHz)<br>30(4800 MHz)   | 2.0         | 50            | 3.20x2.50x1.50 | A         |
| RFBPF3225150A5T | 2.4~2.5              | 1.8                               | 30(900 MHz)<br>30(1850MHz)<br>20(2100 MHz)<br>30(4800 MHz)  | 2.0         | 50            | 3.20x2.50x1.50 | A         |

## 1558 ~ 1606 MHz GNSS Band Applications

| Part Number     | Frequency Range (MHz) | Insertion Loss (dB) | Attenuation ( dB min. )  | VSWR (max.) | Impedance (Ω) | Size(mm)       | STRUCTURE |
|-----------------|-----------------------|---------------------|--|-------------|---------------|----------------|-----------|
| RFBPF1109060E0T | 1550~1610             | 1.9max.             | 25(960MHz)<br>8(1850MHz)<br>15(1990MHz)<br>20(2170MHz)<br>35(2400~2500MHz)<br>35(3400~3800MHz) | 2.0         | 50            | 1.10x0.90x0.60 | E         |
| RFBPF1411070E0T | 1558~1606             | 1.8max.             | 30(824~849 MHz)<br>30(880~915 MHz)<br>22(1850~1910 MHz)<br>22(1920~1980 MHz)<br>30(2400MHz)    | 2.0         | 50            | 1.40x1.10x0.70 | E         |

## 860~960MHz/1805~2025 MHz Band Application

| Part Number        | Frequency Range (MHz) | Insertion Loss (dB)                | Attenuation ( dB min. )   | VSWR (max.) | Impedance (Ω) | Size(mm)       | STRUCTURE |
|--------------------|-----------------------|------------------------------------|---|-------------|---------------|----------------|-----------|
| RFBPF2520090B08Q1C | 869~960               | 0.7max.(25℃)<br>0.75max.(-40~+85℃) | 25(430~490MHz)<br>10(1700~1900MHz)<br>20(2400~2500MHz)<br>20(4905~5845MHz)  | 1.9         | 50            | 2.50x2.00x0.90 | J         |
|                    | 1805~2025             | 1.1max.(25℃)<br>1.2max.(-40~+85℃)  | 25(900~1015MHz)<br>15(2400~2500MHz)<br>15(3610~3980MHz)<br>20(4905~5845MHz) | 2.0         |               |                |           |

## 5GHz BAND WORKING FREQUENCY

| Part Number        | Frequency Range(GHz) | Insertion Loss (dB)                          | Attenuation (dB min. )  | VSWR (max.) | Impedance (Ω) | Size(mm)       | STRUCTURE |
|--------------------|----------------------|--|---|-------------|---------------|----------------|-----------|
| RFBPF1608060K2T    | 4.9~5.84             | 1.5max.(25°C)<br>1.7max.(-40~+85°C)          | 33(100~2170 MHz)<br>29(2170~2500 MHz)<br>32(9800~12000 MHz)   | 2.0         | 50            | 1.60x0.80x0.70 | B         |
| RFBPF1608060K68Q1C | 4.9~5.9              | 1.3  | 38(30~2700MHz)<br>16(3453~3547MHz)<br>33(3667~3883MHz)<br>9(6900~7093MHz)<br>32(7333~7750MHz)<br>40(10600~11650MHz)<br>18(15540~17760MHz) | 2.0         | 50            | 1.60x0.80x0.60 | D         |
| RFBPF1608060K78D1T | 5.15~5.95            | 0.8  | 40(30~2700MHz)<br>45(3400~3800MHz)<br>20(7250~7800MHz)<br>20(10300~11700MHz)  | 1.67        | 50            | 1.60x0.80x0.60 | D         |
| RFBPF1608060K88Q1C | 5.15~5.95            | 0.7<br>(typ.0.6)                             | 35(30~2700MHz)<br>30(3400~3800MHz)<br>12(7250~7800MHz)<br>20(10300~11700MHz)  | 1.5         | 50            | 1.60x0.80x0.60 | D         |
| RFBPF1608060KG8D1T | 5.15~5.95            | 0.8  | 40(30~2700MHz)<br>45(3400~3800MHz)<br>20(6900MHz)<br>20(7250~7800MHz)<br>20(10300~11700MHz)   | 1.67        | 50            | 1.60x0.80x0.60 | D         |
| RFBPF2012100KST    | 4.9~5.9              | 1.5(4.90GHz)<br>1.5(5.25GHz)<br>1.5(5.85GHz) | 30(3450 MHz)<br>20(11000 MHz)   | 2.0         | 50            | 2.00x1.20x1.00 | B         |
| RFBPF2012100K0T    | 4.9~5.9              | 1.7(4.90GHz)<br>1.5(5.25GHz)<br>1.5(5.85GHz) | 30(3450 MHz)<br>20(11000 MHz)   | 2.0         | 50            | 2.00x1.20x1.00 | B         |
| RFBPF2012100K1T    | 5.15~5.9             | 3.0<br>(typ.2.5)                             | 35(4000MHz)<br>35(4500MHz)<br>40(4600MHz)   | 2.0         | 50            | 2.00x1.20x1.00 | B         |
| RFBPF2012090K5T    | 4.9~5.85             | 2.2  | 35(340~1195 MHz)<br>19(2140~3580 MHz)<br>25(6855~7150 MHz)<br>20(8570~8930 MHz)   | 2.0         | 50            | 2.00x1.20x0.90 | B         |
| RFBPF2012100K3T    | 4.9~5.85             | 1.8max.(25°C)<br>2.1max.(-40~+85°C)          | 30(500 MHz)<br>35(3450 MHz)<br>30(4000 MHz)<br>20(4200 MHz)<br>15(9800 MHz)<br>15(11700 MHz)  | 2.0         | 50            | 2.00x1.20x0.95 | B         |
| RFBPF2012100K6T    | 5.15~5.85            | 1.6max.(25°C)<br>1.8max.(-40~+85°C)          | 30(500 MHz)<br>40(2000 MHz)<br>35(3450 MHz)<br>30(4000 MHz)<br>20(4200 MHz)   | 2.0         | 50            | 2.00x1.20x0.95 | B         |
| RFBPF2012090K9T    | 5.725~5.85           | 2.0  | 30(500 MHz)<br>30(4000 MHz)<br>20(4200 MHz)<br>32(5000 MHz)<br>15(9800 MHz)<br>15(11750 MHz)  | 2.0         | 50            | 2.00x1.20x0.95 | B         |
| RFBPF2520090K1T    | 4.9~5.85             | 1.2  | 47(824 MHz)<br>47(1500 MHz)<br>47(1910 MHz)<br>15(9800 MHz)   | 2.0         | 50            | 2.50x2.00x0.90 | A         |

## WiMAX BAND WORKING FREQUENCY

| Part Number     | Frequency Range(GHz) | Insertion Loss (dB) | Attenuation (dB min. )   | VSWR (max.) | Impedance (Ω) | Size(mm)       | STRUCTURE |
|-----------------|----------------------|---------------------|--|-------------|---------------|----------------|-----------|
| RFBPF16082G3W0T | 2.3~2.39             | 2.0                 | 29(880~915 MHz)<br>29(1710~1785 MHz)<br>21(1850~1910 MHz)<br>15(1920~1980 MHz)<br>18(4600~4780 MHz)<br>23(6900~7170 MHz) | 2.0         | 50            | 1.60x0.80x0.70 | B         |

# HIGH FREQUENCY MULTILAYER BAND PASS FILTER

## MoCA / Docsis Application

| Part Number        | Frequency Range(MHz) | Insertion Loss (dB)                 | Attenuation (dB min. )  | VSWR (max.) | Impedance ( $\Omega$ ) | Size(mm)       | STRUCTURE |
|--------------------|----------------------|-------------------------------------|---|-------------|------------------------|----------------|-----------|
| RFBPF3225180Y1T    | 975~1025             | 3.0                                 | 30(54~870 MHz)<br>30(1125~1675 MHz)<br>30(2300 MHz)   | 2.0         | 75                     | 3.20x2.50x1.80 | K         |
| RFBPF3225200Y07B1U | 475~675              | 2.5max.(25°C)<br>2.7max.(-40~+85°C) | 60(2.5 MHz)<br>40(2.5~100 MHz)<br>35(100~200 MHz)<br>35(200~300 MHz)<br>8(300~400 MHz)<br>57(950 MHz)<br>47(950~2025 MHz)<br>41(2025~2500 MHz)<br>35(2500~3000 MHz) | 2.0         | 75                     | 3.20x2.50x1.80 | K         |
| RBBPF3225180Y27B1U | 400~700              | 2.0                                 | 42(1~200 MHz)<br>30(950~2150 MHz)<br>35(2150~3000 MHz)<br>27(3000~5900 MHz)   | 2.0         | 50                     | 3.20x2.50x1.80 | K         |
| RFBPF3225180C07B1U | 1125~1675            | 1.8max.(25°C)<br>2.0max.(-40~+85°C) | 30(5~864 MHz)<br>34(864~1002 MHz)<br>32(2300~3000 MHz)  | 2.0         | 75                     | 3.20x2.50x1.80 | K         |
| RBBPF3225180C67B1U | 1125~1675            | 2.0                                 | 40(1~900 MHz)<br>25(900~1002 MHz)<br>35(2000~2500 MHz)<br>27(2500~5900 MHz)   | 2.0         | 50                     | 3.20x2.50x1.80 | K         |
| RBBPF3225180C77B1U | 1125~1225            | 2.0                                 | 33(1~900 MHz)<br>25(900~1002 MHz)<br>25(1350~1675 MHz)<br>35(2000~2500 MHz)<br>27(2500~5900 MHz)  | 2.0         | 50                     | 3.20x2.50x1.80 | K         |

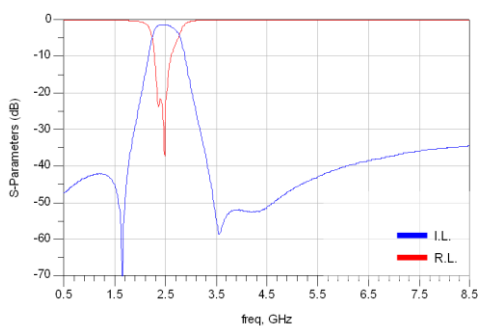
## LTE Band Application

| Part Number    | Frequency Range(MHz) | Band | Insertion Loss (dB) | Attenuation (dB min. ) | VSWR (max.) | Impedance ( $\Omega$ ) | Size(mm)       | STRUCTURE |
|----------------|----------------------|------|---------------------|------------------------|-------------|------------------------|----------------|-----------|
| RFBPF1109B101T | 2110~2170            | B1   | 1.7                 | 25(4280MHz)            | 2           | 50                     | 1.10x0.90x0.60 | E         |
| RFBPF1109B201T | 1930~1990            | B2   | 1.7                 | 25(3920MHz)            | 2           | 50                     | 1.10x0.90x0.60 | E         |
| RFBPF1109B301T | 1805~1880            | B3   | 1.4                 | 25(3685MHz)            | 2           | 50                     | 1.10x0.90x0.60 | E         |
| RFBPF1109B501T | 869~894              | B5   | 0.9                 | 12(1763MHz)            | 2           | 50                     | 1.10x0.90x0.60 | E         |
| RFBPF1109B701T | 2620~2690            | B7   | 1.2                 | 25(5310MHz)            | 2           | 50                     | 1.10x0.90x0.60 | E         |
| RFBPF1109B801T | 925~960              | B8   | 0.9                 | 12(1885MHz)            | 2           | 50                     | 1.10x0.90x0.60 | E         |

## ■ TYPICAL ELECTRICAL CHARACTERISTICS



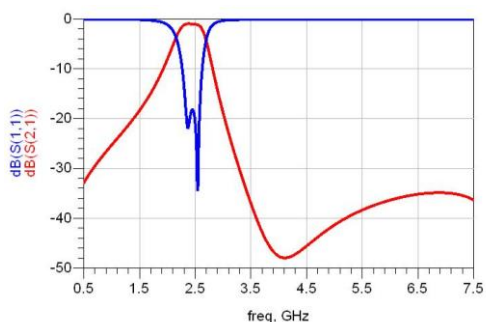
RFBPF1411060A2T



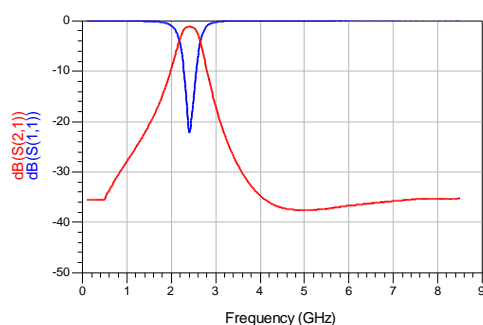
RBBPF1411060A3T



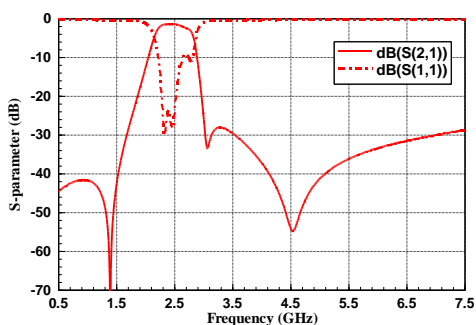
RFBPF1608060AA7M1U



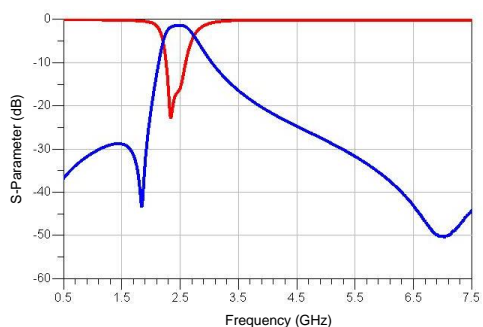
RFBPF1608060ADT



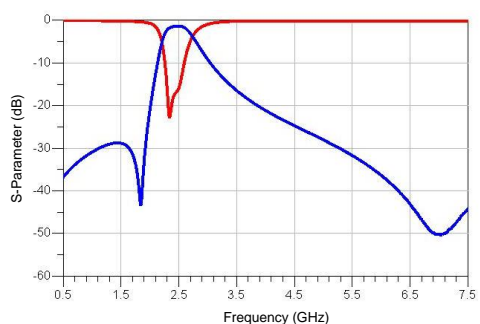
RFBPF1608060AET



RFBPF1608070AFT



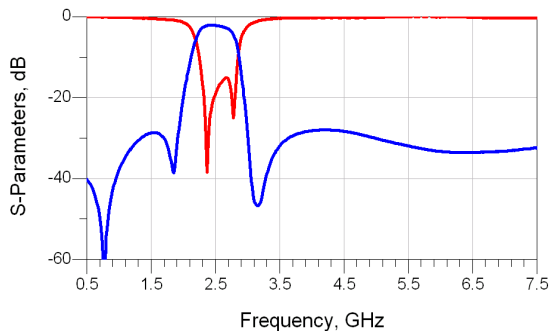
RFBPF1608070AWT



RFBPF1608050A0T



RFBPF1608060A1T

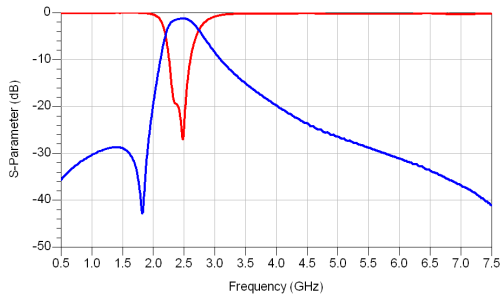


RFBPF1608060A7T

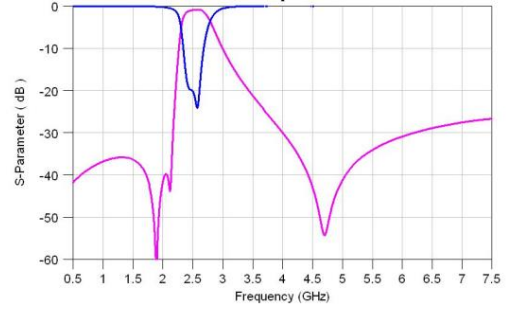


# HIGH FREQUENCY MULTILAYER BAND PASS FILTER

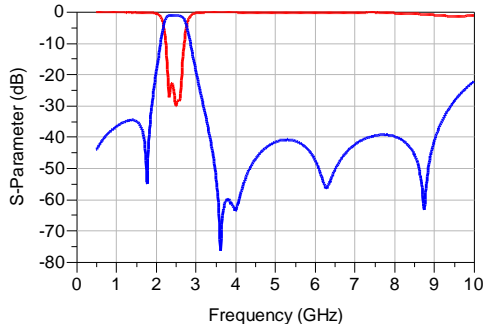
RFBPF1608060A8T



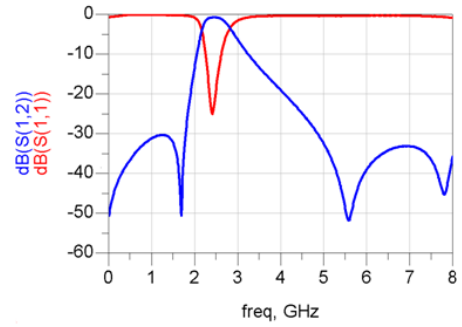
RFBPF2012080AM0T62



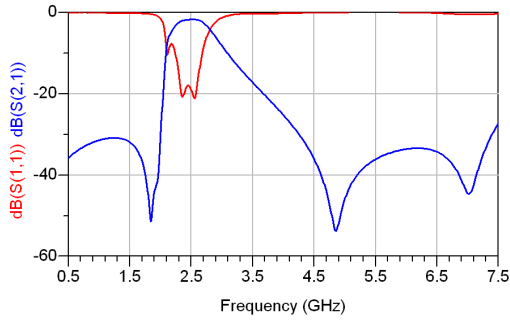
RFBPF2012080AC2T00



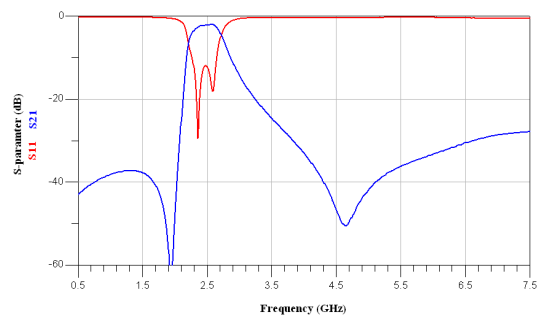
RFBPF2012090AS1T35



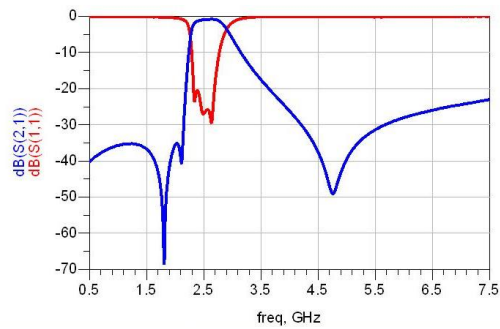
RFBPF2012040ABT



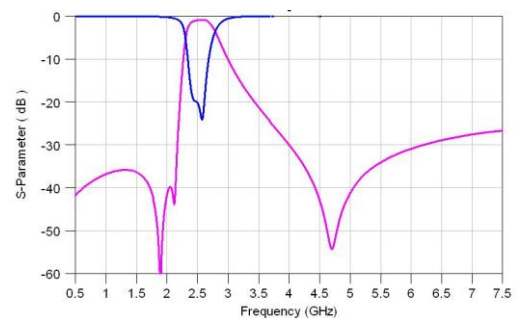
RFBPF2012050ACT



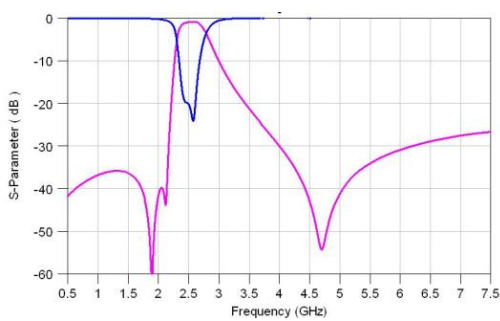
RFBPF2012080ADT



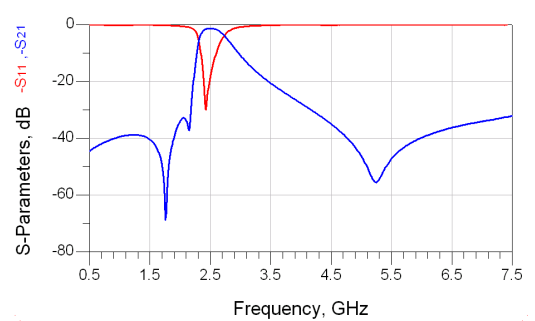
RFBPF2012080AFT

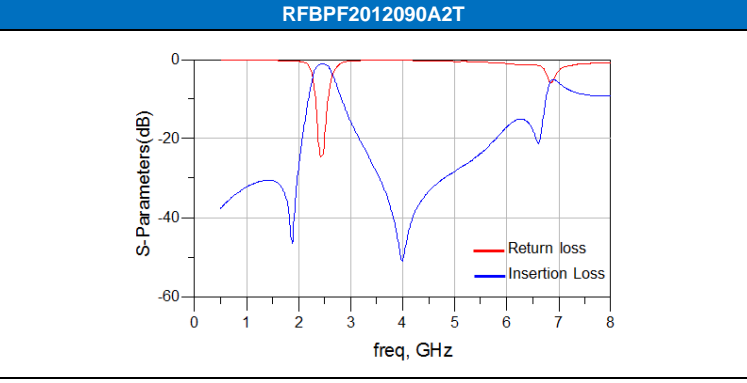
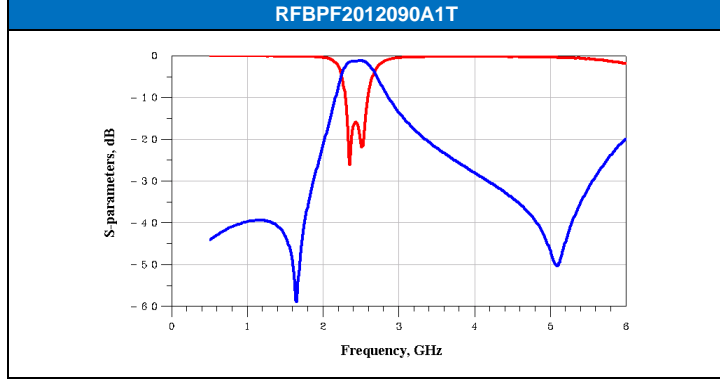
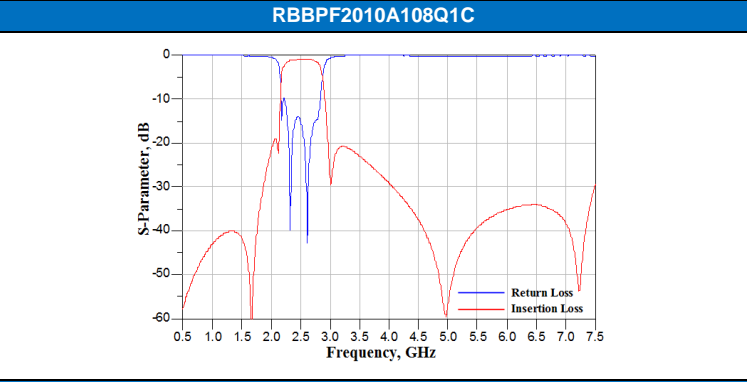
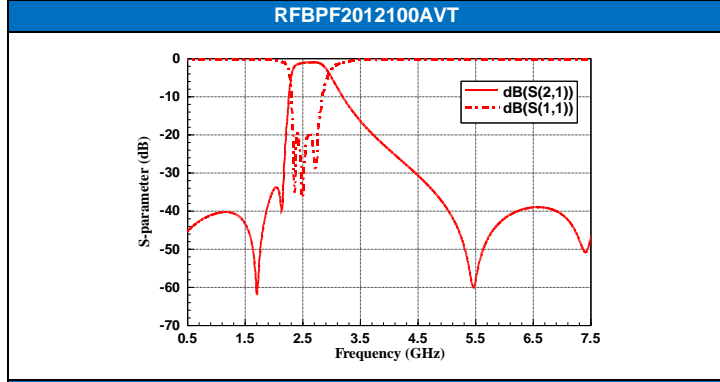
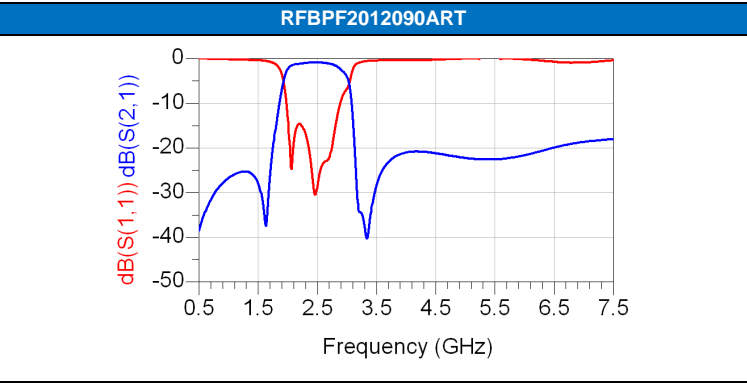
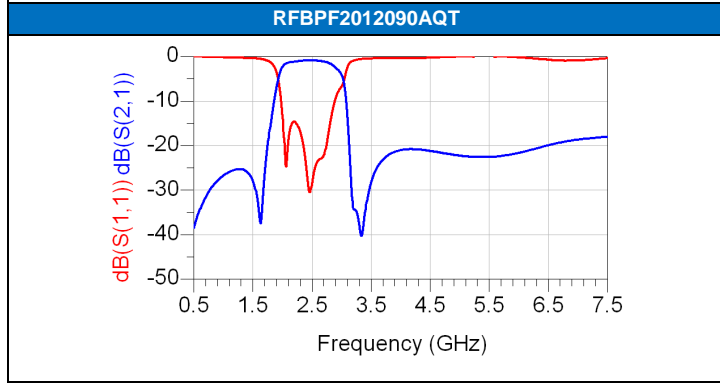
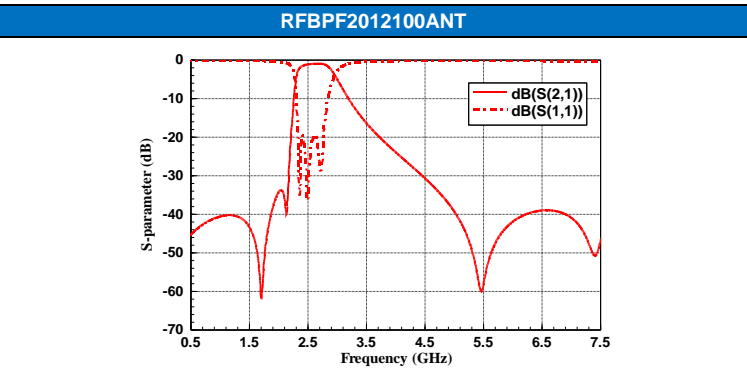
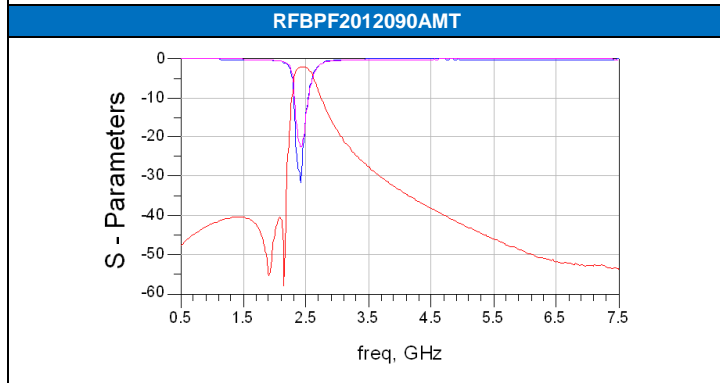
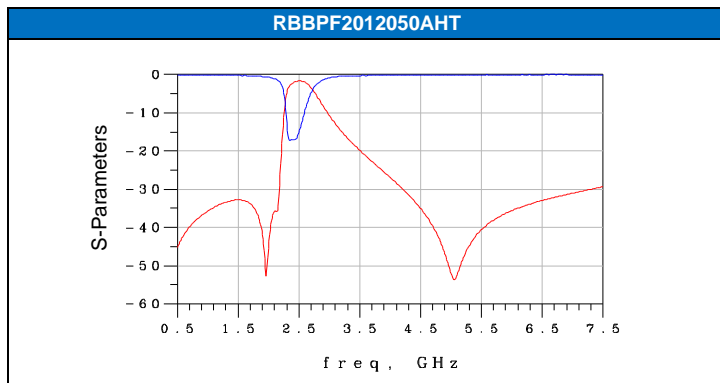


RFBPF2012080AGT



RFBPF2012040AHT





# HIGH FREQUENCY MULTILAYER BAND PASS FILTER

RFBPF2012040A3T



RFBPF2012080A7T



RFBPF2520090ACT



RFBPF2520070AMT



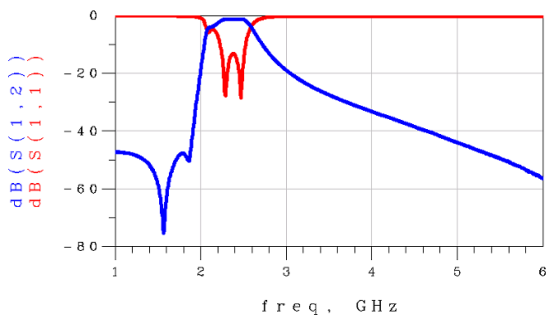
RFBPF2520080AUT



RFBPF2520100A5T



RFBPF2520100A6T



RFBPF1608060K2T

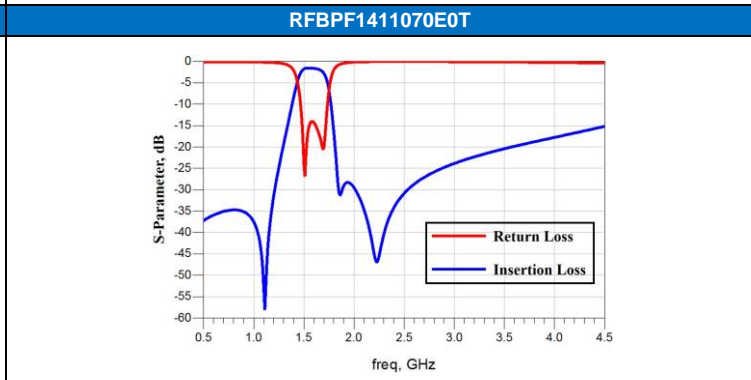
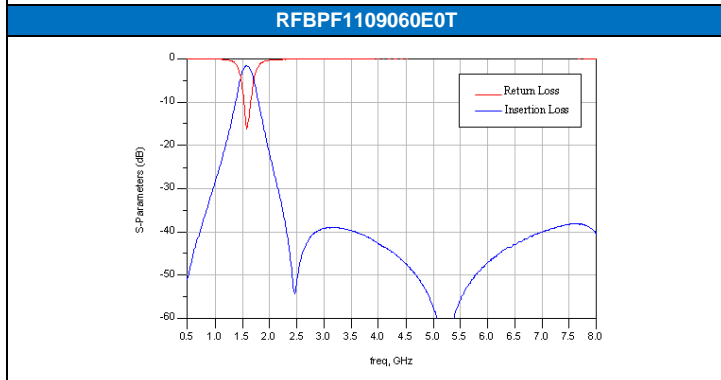
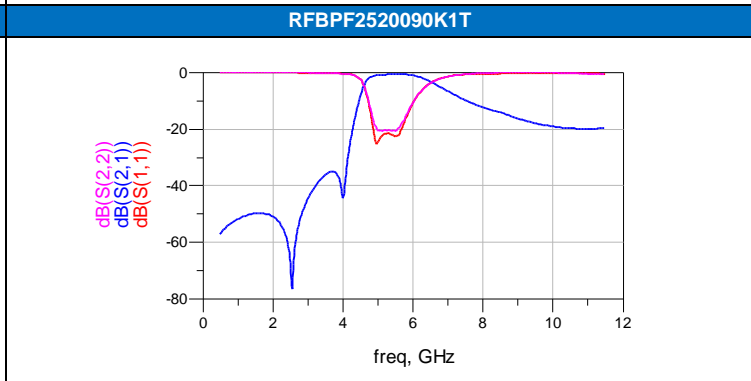
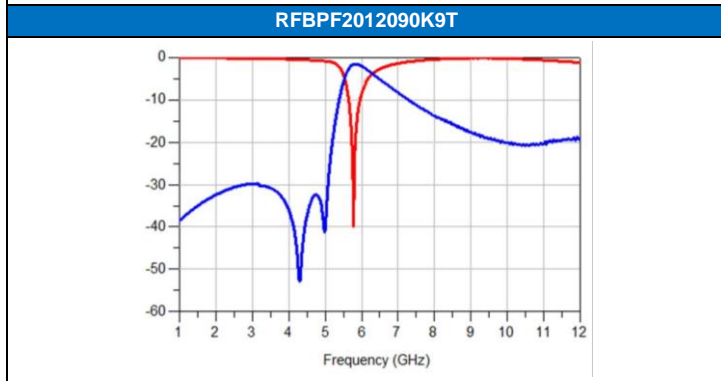
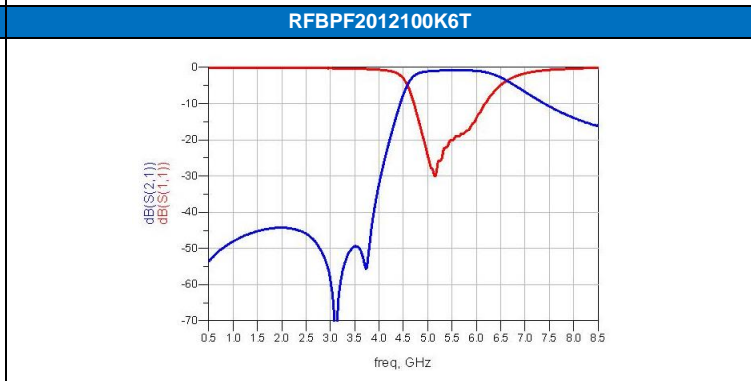
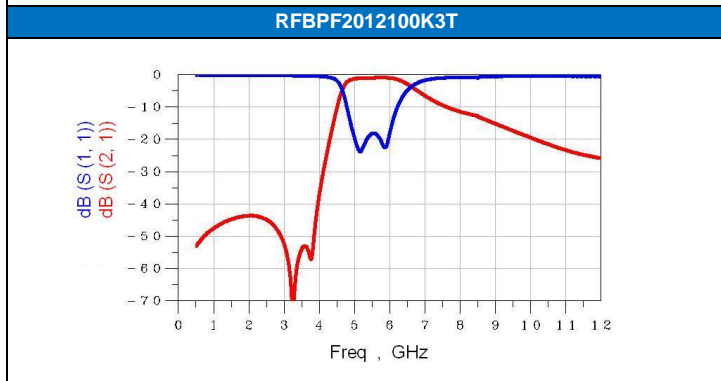
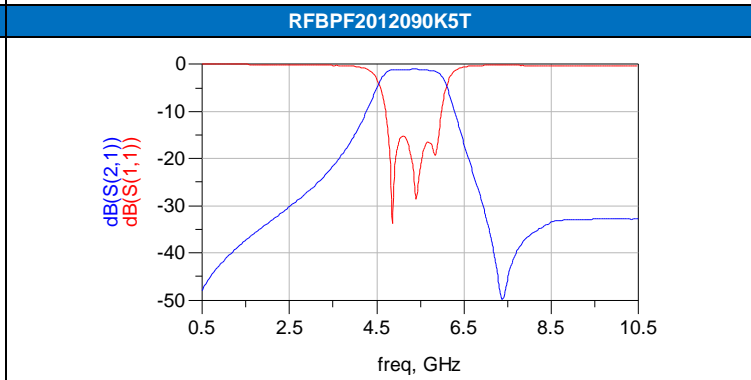
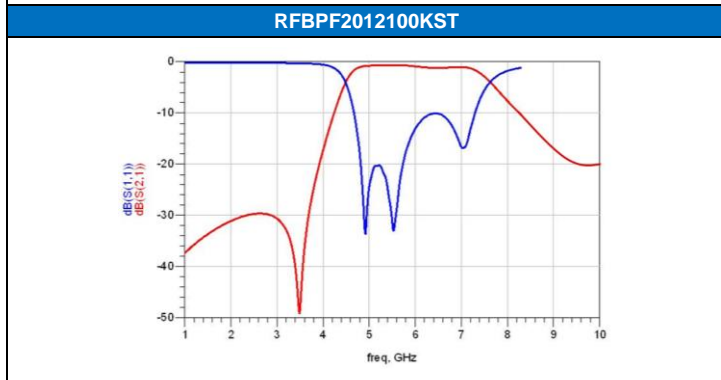
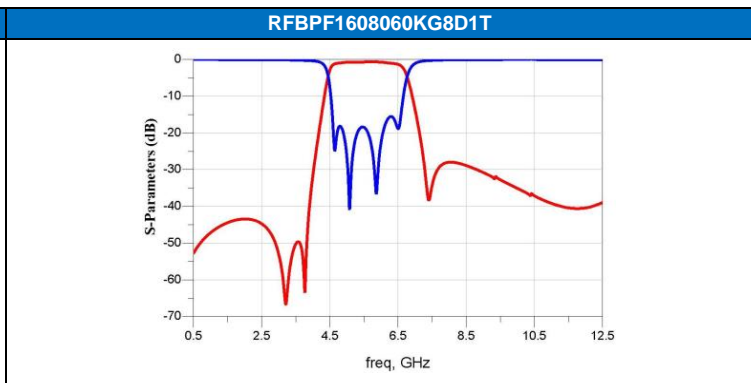
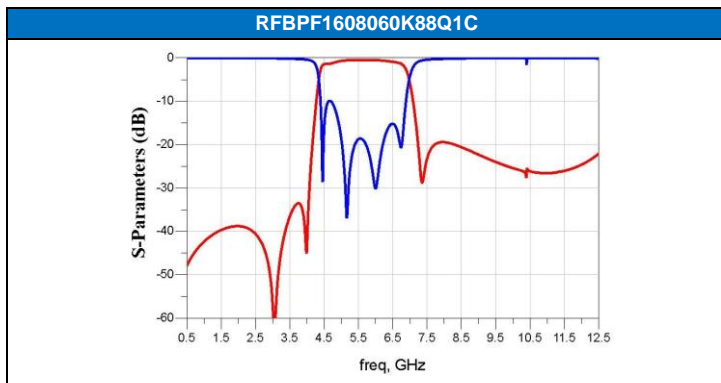


RFBPF1608060K68Q1C



RFBPF1608060K788Q1C







# HIGH FREQUENCY MULTILAYER BAND PASS FILTER

RFBPF2520090B08Q1C

Low Band



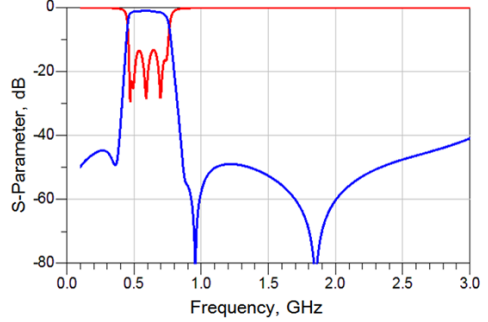
High Band



RFBPF3225180Y1T



RFBPF3225200Y07B1U



RBBPF3225180Y27B1U



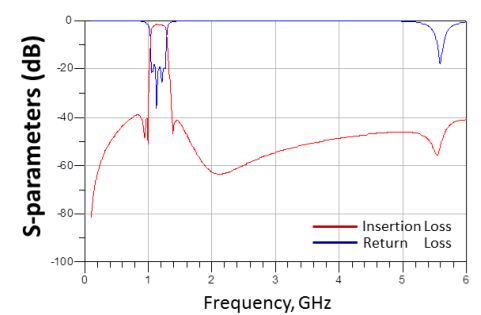
RFBPF3225180C07B1U



RBBPF3225180C67B1U



RBBPF3225180C77B1U



RFBPF1109B101T



RFBPF1109B201T





- For more information, please contact with local sales representative
- All specifications are subject to change without notice

# HIGH FREQUENCY MULTILAYER BALANCED FILTER

## HIGH FREQUENCY MULTILAYER BALANCED FILTER

### ■ STRUCTURE AND PIN ASSOCIATED



### ■ STRUCTURE AND DIMENSION

Unit: mm

| Structure/<br>Dimension | L         | W         | T         | A          | B         | C         | D             | E             | F         | G         |
|-------------------------|-----------|-----------|-----------|------------|-----------|-----------|---------------|---------------|-----------|-----------|
| A                       | 1.60±0.15 | 0.80±0.15 | 0.60±0.10 | 0.175±0.15 | 0.25±0.15 | 0.25±0.15 | 0.50±0.15     | 0.20±0.15     | 0.20±0.15 | 0.30±0.15 |
|                         | 2.00±0.15 | 1.25±0.15 | 0.40±0.10 | 0.175±0.10 | 0.35±0.15 | 0.30±0.15 | 0.65±0.10     | 0.20±0.10     | 0.20±0.15 | 0.50±0.10 |
|                         |           |           | 0.50±0.10 | 0.20±0.15  | 0.30±0.15 | 0.35±0.15 | 0.65±0.15     | 0.20±0.15     | 0.20±0.15 | 0.30±0.15 |
|                         |           |           | 0.60±0.10 | 0.20±0.15  | 0.30±0.10 | 0.35±0.10 | 0.65±0.10     | 0.20±0.15     | 0.20±0.15 | 0.50±0.10 |
|                         |           |           | 0.90±0.10 | 0.20±0.15  | 0.30±0.10 | 0.35±0.10 | 0.65±0.10     | 0.20±0.15     | 0.20±0.15 | 0.30±0.10 |
|                         |           |           | 1.00±0.10 | 0.20±0.15  | 0.30±0.10 | 0.35±0.10 | 0.65±0.10     | 0.20±0.10     | 0.20±0.15 | 0.50±0.10 |
|                         |           |           | 1.10±0.10 | 0.20±0.15  | 0.30±0.10 | 0.35±0.10 | 0.65±0.10     | 0.20±0.15     | 0.20±0.15 | 0.55±0.10 |
|                         | 0.50±0.10 | 0.35±0.10 | 0.65±0.10 | 0.20±0.15  | 0.20±0.15 | 0.50±0.10 |               |               |           |           |
| 2.50±0.20               | 2.00±0.20 | 0.85±0.10 | 0.35±0.20 | 0.40±0.10  | 0.30±0.10 | 0.70±0.20 | 0.15(Typical) | 0.15(Typical) | 1.20±0.20 |           |
| B                       | 2.00±0.15 | 1.25±0.10 | 0.60±0.10 | 0.20±0.10  | 0.30±0.15 | 0.25±0.15 | 0.65±0.10     | 0.25±0.10     | -         | -         |

## Данный компонент на территории Российской Федерации

### Вы можете приобрести в компании MosChip.

Для оперативного оформления запроса Вам необходимо перейти по данной ссылке:

<http://moschip.ru/get-element>

Вы можете разместить у нас заказ для любого Вашего проекта, будь то серийное производство или разработка единичного прибора.

В нашем ассортименте представлены ведущие мировые производители активных и пассивных электронных компонентов.

Нашей специализацией является поставка электронной компонентной базы двойного назначения, продукции таких производителей как XILINX, Intel (ex.ALTERA), Vicor, Microchip, Texas Instruments, Analog Devices, Mini-Circuits, Amphenol, Glenair.

Сотрудничество с глобальными дистрибьюторами электронных компонентов, предоставляет возможность заказывать и получать с международных складов практически любой перечень компонентов в оптимальные для Вас сроки.

На всех этапах разработки и производства наши партнеры могут получить квалифицированную поддержку опытных инженеров.

Система менеджмента качества компании отвечает требованиям в соответствии с ГОСТ Р ИСО 9001, ГОСТ РВ 0015-002 и ЭС РД 009

### Офис по работе с юридическими лицами:

105318, г.Москва, ул.Щербаковская д.3, офис 1107, 1118, ДЦ «Щербаковский»

Телефон: +7 495 668-12-70 (многоканальный)

Факс: +7 495 668-12-70 (доб.304)

E-mail: [info@moschip.ru](mailto:info@moschip.ru)

Skype отдела продаж:

moschip.ru

moschip.ru\_4

moschip.ru\_6

moschip.ru\_9