# Printed-circuit board connector - SPC 5/10-STCL-7,62 - 1718562

Please be informed that the data shown in this PDF Document is generated from our Online Catalog. Please find the complete data in the user's documentation. Our General Terms of Use for Downloads are valid
(http://download.phoenixcontact.com)

Plug component, Nominal current: 41 A, Rated voltage (III/2): 1000 V, Number of positions: 10, Pitch: 7.62 mm, Connection method: Spring-cage connection, Color: green, Contact surface: Tin



The figure shows a 5-pos. version of the product

## Product Features

- Fast connection technology thanks to tool-free direct plug-in principle
- Automatic, tool-free snap-lock mechanism using the Click and Lock system (-STCL); high level of safety even in the event of vibrations
- Unlimited 600 V UL approval
- Maximum contact reliability due to integrated double steel spring
- CP-PC RD coding profile
- Push-in spring-cage plug with a current carrying capacity of 41 A

## Key commercial data

| | |
|---|---|
| Packing unit | 1 pc |
| Minimum order quantity | 50 pc |
| Weight per Piece (excluding packing) | 20.97 GRM |
| Custom tariff number | 85366990 |
| Country of origin | Bulgaria |

## Technical data

### Dimensions

| | |
|---|---|
| Pitch | 7.62 mm |
| Dimension a | 68.58 mm |

### General

| | |
|---|---|
| Range of articles | SPC 5/..-STCL |
| Insulating material group | I |
| Rated surge voltage (III/3) | 8 kV |

# Printed-circuit board connector - SPC 5/10-STCL-7,62 - 1718562

## Technical data

### General

| | |
|---|---|
| Rated surge voltage (III/2) | 8 kV |
| Rated surge voltage (II/2) | 6 kV |
| Rated voltage (III/3) | 1000 V |
| Rated voltage (III/2) | 1000 V |
| Rated voltage (II/2) | 1000 V |
| Connection in acc. with standard | EN-VDE |
| Nominal current $I_N$ | 41 A |
| Nominal cross section | 6 mm² |
| Maximum load current | 41 A |
| Insulating material | PA |
| Inflammability class according to UL 94 | V0 |
| Stripping length | 15 mm |
| Number of positions | 10 |

### Connection data

| | |
|---|---|
| Conductor cross section solid min. | 0.2 mm² |
| Conductor cross section solid max. | 10 mm² |
| Conductor cross section stranded min. | 0.2 mm² |
| Conductor cross section stranded max. | 6 mm² |
| Conductor cross section stranded, with ferrule without plastic sleeve min. | 0.25 mm² |
| Conductor cross section stranded, with ferrule without plastic sleeve max. | 6 mm² |
| Conductor cross section stranded, with ferrule with plastic sleeve min. | 0.25 mm² |
| Conductor cross section stranded, with ferrule with plastic sleeve max. | 4 mm² |
| Conductor cross section AWG/kcmil min. | 24 |
| Conductor cross section AWG/kcmil max | 8 |
| 2 conductors with same cross section, stranded, TWIN ferrules with plastic sleeve, min. | 0.25 mm² |
| 2 conductors with same cross section, stranded, TWIN ferrules with plastic sleeve, max. | 1.5 mm² |
| Minimum AWG according to UL/CUL | 24 |
| Maximum AWG according to UL/CUL | 8 |

## Classifications

### eCl@ss

| | |
|---|---|
| eCl@ss 4.0 | 272607xx |
| eCl@ss 4.1 | 27260701 |
| eCl@ss 5.0 | 27260701 |

# Printed-circuit board connector - SPC 5/10-STCL-7,62 - 1718562

## Classifications

### eCl@ss

| | |
|---|---|
| eCl@ss 5.1 | 27260701 |
| eCl@ss 6.0 | 27260704 |
| eCl@ss 7.0 | 27440402 |
| eCl@ss 8.0 | 27440402 |

### ETIM

| | |
|---|---|
| ETIM 3.0 | EC001121 |
| ETIM 4.0 | EC002638 |
| ETIM 5.0 | EC002638 |

### UNSPSC

| | |
|---|---|
| UNSPSC 6.01 | 30211810 |
| UNSPSC 7.0901 | 39121409 |
| UNSPSC 11 | 39121409 |
| UNSPSC 12.01 | 39121409 |
| UNSPSC 13.2 | 39121409 |

## Approvals

### Approvals

Approvals

UL Recognized / cUL Recognized / GOST / GOST / cULus Recognized

Ex Approvals

Approvals submitted

### Approval details

UL Recognized

| | B | C |
|---|---|---|
| mm²/AWG/kcmil | 24-8 | 24-8 |
| Nominal current IN | 35 A | 35 A |

# Printed-circuit board connector - SPC 5/10-STCL-7,62 - 1718562

## Approvals

| | B | C |
|---|---|---|
| Nominal voltage UN | 600 V | 600 V |

cUL Recognized

| | B | C |
|---|---|---|
| mm²/AWG/kcmil | 24-8 | 24-8 |
| Nominal current IN | 35 A | 35 A |
| Nominal voltage UN | 600 V | 600 V |

GOST

GOST

cULus Recognized

## Drawings

Diagram

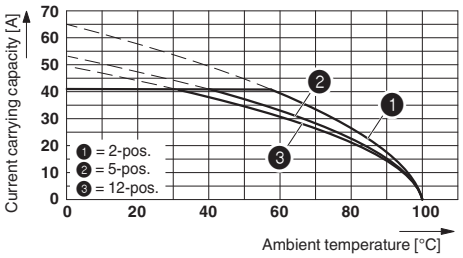


Derating curve for: SPC 5/...-ST-7,62 with PC 5/...-G-7,62

Diagram

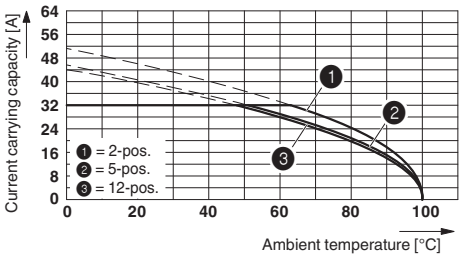


Derating curve for: SPC 5/...-ST-7,62 with PC 5/...-G-7,62
Conductor cross section: 6 mm²

# Printed-circuit board connector - SPC 5/10-STCL-7,62 - 1718562

Dimensioned drawing

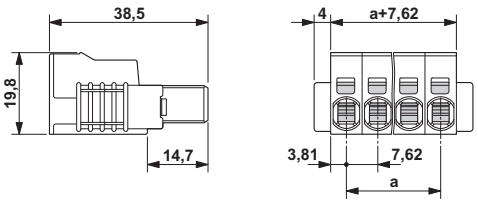


Phoenix Contact 2014 © - all rights reserved
http://www.phoenixcontact.com

Общество с ограниченной ответственностью «МосЧип» ИНН 7719860671 / КПП 771901001
Адрес: 105318, г.Москва, ул.Щербаковская д.3, офис 1107

**Данный компонент на территории Российской Федерации**

**Вы можете приобрести в компании MosChip.**

Для оперативного оформления запроса Вам необходимо перейти по данной ссылке:

http://moschip.ru/get-element

Вы можете разместить у нас заказ для любого Вашего проекта, будь то серийное производство или разработка единичного прибора.

В нашем ассортименте представлены ведущие мировые производители активных и пассивных электронных компонентов.

Нашей специализацией является поставка электронной компонентной базы двойного назначения, продукции таких производителей как XILINX, Intel (ex.ALTERA), Vicor, Microchip, Texas Instruments, Analog Devices, Mini-Circuits, Amphenol, Glenair.

Сотрудничество с глобальными дистрибьюторами электронных компонентов, предоставляет возможность заказывать и получать с международных складов практически любой перечень компонентов в оптимальные для Вас сроки.

На всех этапах разработки и производства наши партнеры могут получить квалифицированную поддержку опытных инженеров.

Система менеджмента качества компании отвечает требованиям в соответствии с ГОСТ Р ИСО 9001, ГОСТ РВ 0015-002 и ЭС РД 009

**Офис по работе с юридическими лицами:**

105318, г.Москва, ул.Щербаковская д.3, офис 1107, 1118, ДЦ «Щербаковский»

Телефон: +7 495 668-12-70 (многоканальный)

Факс: +7 495 668-12-70 (доб.304)

E-mail: info@moschip.ru

Skype отдела продаж:
moschip.ru
moschip.ru_4
moschip.ru_6
moschip.ru_9