


280-018P pin connectors with standard M24308 type mounting flange, crimp termination

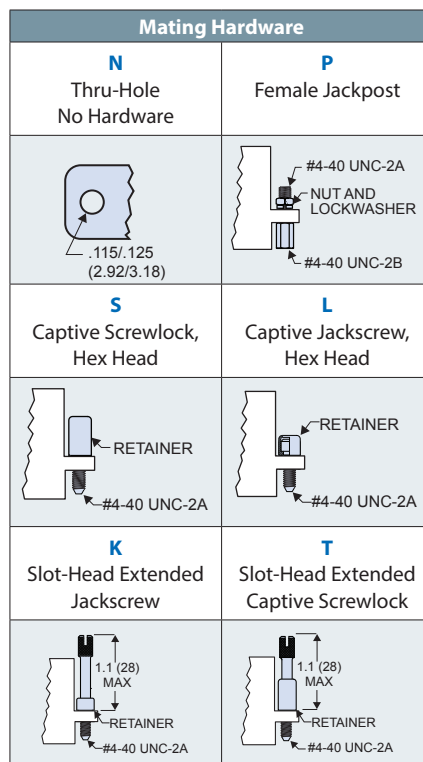


HiPer-D® pin connectors feature crimp, rear-releaseable size #20 or #22 contacts. Intermateable with standard M24308-type D-Subminiature connectors, the HiPer-D® features a rugged machined aluminum shell, waterproof sealing and optional ground springs for improved resistance to electromagnetic interference. Gold-plated size #20 contacts conform to M39029/64-369 and accept #20 to #24 AWG wire. Gold-plated size #22 contacts conform to M39029/58-360 and accept #22 to #28 AWG wire. Contacts are packaged with connector. Terminate contacts with crimp tools purchased separately. Glass-reinforced thermoset epoxy insulators, copper alloy retention clips. Fluorosilicone face seal and rear grommet meet IP67 immersion requirement. 1000 VAC, 5 Amps (#22) or 7.5 Amps (#20).

B

Ordering Information					
Sample Part Number	280-018P	3S25	ME	G	P
Basic Part Number	280-018P				
Shell Size-Contact Arrangement	See Shell Size - Contact Arrangements Table				
Shell Finish	ME = Electroless Nickel (RoHS) JF = Cadmium with Yellow Chromate Z1 = Passivated Stainless Steel (RoHS)		MT = Nickel-PTFE (RoHS) Z2 = Gold (RoHS)		
Ground Spring	G = Supplied with EMI Ground Spring		N = No Ground Spring		
Mating Hardware	N = No Hardware (Through-Hole) L = Jackscrew, Hex Head, Low Profile S = Screwlock, Male, Hex Head, Low Profile		P = #4-40 Female Jackpost K = Jackscrew, Slot Head, Extended Length T = Screwlock, Male, Slot Head, Extended Length		

Shell Size - Contact Arrangements		
Shell Size-Contact Arr.	Contact Size and Qty	
	#20	#22
Standard Density		
1S9	9	
2S15	15	
3S25	25	
4S37	37	
5S50	50	
High Density		
1H15		15
2H26		26
3H44		44
4H62		62
5H78		78
6H104		104

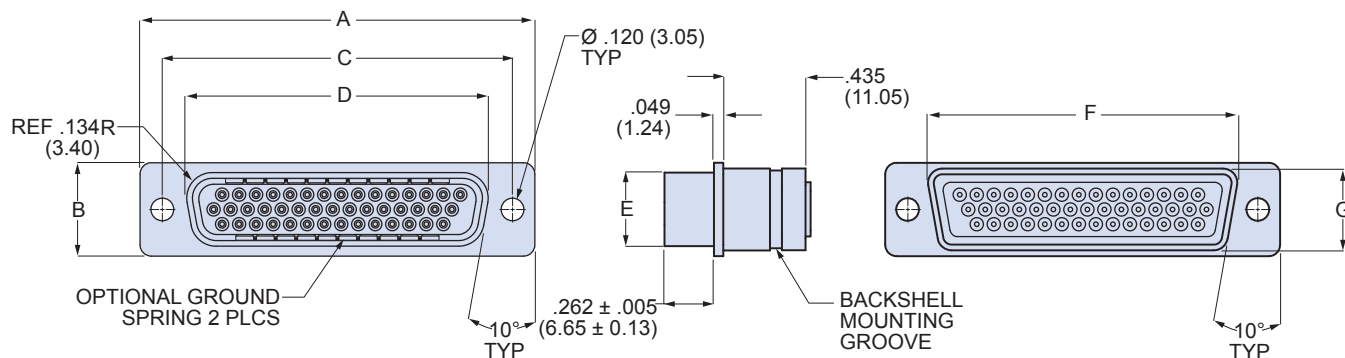


Materials and Finishes	
Shell	Aluminum alloy
Contacts	Copper alloy, 50 micron. gold plated
Insulators	Thermoset epoxy
Retention Clips	Copper alloy
Grommet and Seal	Fluorosilicone rubber
EMI Spring	Copper alloy, nickel plated
Hardware	300 series stainless steel

Specifications	
Current Rating	#22 5 AMPS, #20 7.5 AMPS
Test Voltage	1000 VAC RMS
Insulation Resistance	5000 megohms minimum
Operating Temperature	-65° C. to +200° C.
Ingress Protection	IP 67
Shock	300 g.
Vibration, Random	43.92 g.

280-018P pin connectors with standard M24308 type mounting flange, crimp termination

280-018P DIMENSIONS



Shell Size	A		B		C Basic		D		E		F Max.		G Max.	
	in	mm	in	mm	in.	mm	in	mm	in	mm	in.	mm	in.	mm
1	1.213	30.81	.494	12.55	.984	24.99	.726	18.44	.389	9.88	.769	19.53	.432	10.97
2	1.541	39.14	.494	12.55	1.312	33.32	1.054	26.77	.389	9.88	1.093	27.76	.432	10.97
3	2.088	53.04	.494	12.55	1.852	47.04	1.594	40.49	.389	9.88	1.635	41.53	.432	10.97
4	2.729	69.32	.494	12.55	2.500	63.50	2.242	56.95	.389	9.88	2.282	57.96	.432	10.97
5	2.635	66.93	.605	15.37	2.406	61.11	2.139	54.33	.501	12.73	2.188	55.58	.544	13.82
6	2.729	69.32	.668	16.97	2.500	63.50	2.272	57.71	.563	14.30	2.312	58.72	.606	15.39

NOTES

- HiPer-D® connectors are available with a wide variety of materials and finishes. See [About Series 28 HiPer-D® Shell Plating Options](#) for additional choices. Glenair offers the industry's widest selection of plating and material choices with no setup charge, no minimum order quantity and no schedule impact.
- For panel cutout dimensions, refer to [Panel Cutouts and Printed Circuit Board Footprints](#).
- Connectors are supplied with crimp contacts per M39029. Contacts are not installed. Refer to [HiPer-D® Contacts and Crimp Tools](#) for contact part numbers, specifications, crimp tool information, and insertion/extraction tools.
- HiPer-D® connectors meet the requirements of MIL-DTL-24308 and are intermateable with standard M24308-type D-Subminiature connectors with corresponding contact arrangements and type.
- Additional electrical, mechanical and environmental specifications are listed in [HiPer-D® Product Specification](#).

Данный компонент на территории Российской Федерации

Вы можете приобрести в компании MosChip.

Для оперативного оформления запроса Вам необходимо перейти по данной ссылке:

<http://moschip.ru/get-element>

Вы можете разместить у нас заказ для любого Вашего проекта, будь то серийное производство или разработка единичного прибора.

В нашем ассортименте представлены ведущие мировые производители активных и пассивных электронных компонентов.

Нашей специализацией является поставка электронной компонентной базы двойного назначения, продукции таких производителей как XILINX, Intel (ex.ALTERA), Vicor, Microchip, Texas Instruments, Analog Devices, Mini-Circuits, Amphenol, Glenair.

Сотрудничество с глобальными дистрибьюторами электронных компонентов, предоставляет возможность заказывать и получать с международных складов практически любой перечень компонентов в оптимальные для Вас сроки.

На всех этапах разработки и производства наши партнеры могут получить квалифицированную поддержку опытных инженеров.

Система менеджмента качества компании отвечает требованиям в соответствии с ГОСТ Р ИСО 9001, ГОСТ РВ 0015-002 и ЭС РД 009

Офис по работе с юридическими лицами:

105318, г.Москва, ул.Щербаковская д.3, офис 1107, 1118, ДЦ «Щербаковский»

Телефон: +7 495 668-12-70 (многоканальный)

Факс: +7 495 668-12-70 (доб.304)

E-mail: info@moschip.ru

Skype отдела продаж:

moschip.ru

moschip.ru_4

moschip.ru_6

moschip.ru_9