

SCP Series, 30 Watt; Single, Dual and Triple





 E137632

These switchers are compact, rugged power supplies designed to power many of your industrial control and instrumentation devices and equipment, with high reliability and tight regulation through the most difficult factory-floor conditions around the globe. "User friendly" applies to these unique power supplies that feature easy-to-install DIN Rail and chassis mounting. Terminations are also easy to access (AC and DC terminations are well separated) and simple to wire. Safety is another aspect where the SCP distinguishes itself. The encapsulated design meets IP20 specifications, and the wide range of voltages will reliably support almost any low-power device in your cabinet or system for years to come.

Features

- International approvals for global use
- DIN Rail or Chassis Mount
- Rugged, encapsulated design to resist environment
- IP20 protection
- Many output voltages, 3.3-48 Volts; single, dual, triple
- Five year limited warranty

Packaging and Mounting Specifications

- Simple snap-on for DIN Rail TS35/7.5 or TS35/15
- M3 screw clamp terminations
- Chassis mounting possible on -DN Low-Profile versions by removing DIN clips (simply unscrew at the back of the unit).

Selection Table

| Low Profile Catalog Number | Description | Output Voltages | | | | | | Min Load V1 A | Efficiency % |
|----------------------------|----------------------|-----------------|-----|-----|-----|-----|-----|---------------|--------------|
| | | V1 | | V2 | | V3 | | | |
| | | Vdc | A | Vdc | A | Vdc | A | | |
| SCP 30S3.3-DN | 3.3 V | 3.3 | 6.0 | - | - | - | - | 0 | ≥ 62 |
| SCP 30S5-DN | 5 V | 5 | 6.0 | - | - | - | - | 0 | ≥ 70 |
| SCP 30S12-DN | 12 V | 12 | 2.5 | - | - | - | - | 0 | ≥ 75 |
| SCP 30S15-DN | 15 V | 15 | 2.0 | - | - | - | - | 0 | ≥ 75 |
| SCP 30S24-DN | 24 V | 24 | 1.3 | - | - | - | - | 0 | ≥ 77 |
| SCP 30S48-DN | 48 V | 48 | 0.6 | - | - | - | - | 0 | ≥ 77 |
| SCP 30D12-DN | Dual O/P +/- 12 V | 12 | 1.2 | -12 | 1.2 | - | - | 0.12 | ≥ 68 |
| SCP 30D15-DN | Dual O/P +/- 15 V | 15 | 1.0 | -15 | 1.0 | - | - | 0.15 | ≥ 68 |
| SCP 30D512-DN | Dual O/P 5 V & 12 V | 5 | 3.0 | 12 | 1.2 | - | - | 0.3 | ≥ 68 |
| SCP 30D524-DN | Dual O/P 5 V & 24 V | 5 | 3.0 | 24 | 0.6 | - | - | 0.3 | ≥ 68 |
| SCP 30T512-DN | Triple O/P 5/12/12 V | 5 | 3.0 | -12 | 0.6 | 12 | 0.6 | 0.3 | ≥ 68 |
| SCP 30T515-DN | Triple O/P 5/15/15 V | 5 | 3.0 | -15 | 0.5 | 15 | 0.5 | 0.3 | ≥ 68 |

Please order using the following model number suffixes:

-DN: Low Profile – DIN Rail or Chassis Mount
(ie: SCP30S3.3-DN).



B-DN: Slim Line – DIN Rail Mount Availability Only
(ie: SCP30S3.3B-DN).

Note: Slim line version not available on SCP30D512-DN

Options and Accessories

- SCP-MDC – Pair of metal DIN clips
- SCP-PDC – 1 plastic DIN clip with lever for removal from rail

Certifications and Compliances

-  UL Recognized Component, ITE, E137632
-  - IEC/EN 60950-1, 2nd Edition
- IP20

Specifications

| Parameter | Condition | Value |
|------------------------------------|---------------------------------------------------------------------------------------------------------|------------------------------------------------------------|
| Input | | |
| AC Input Voltage | — | 85 - 264 Vac |
| DC Input Voltage | — | 100 - 375 Vdc |
| Input Frequency | — | 50/60 HZ |
| Filtering EMI/RFI | — | EN 55011/B, 55022/B |
| Switching Frequency | — | Typ. 100 kHz |
| Input Fusing Required | — | Use 2.0 A Slow Fuse |
| Output | | |
| Output Voltage Accuracy | $V_{in} = 230V, I_{out} = \text{max}, 25^{\circ}C$ | $V1 \leq \pm 1\%, V2/3 \leq \pm 3\%$ |
| Ripple | $V_{in} = \text{min}, I_{out} = \text{max}, 25^{\circ}C$ | $\leq 1\%, V_{out}$ |
| Noise | $V_{in} = \text{min}, I_{out} = \text{max}, 25^{\circ}C$ | $\leq 2\%, V_{out}$ |
| Line Regulation | $V_{in} = \text{min/max } 25^{\circ}C$ $I_{out} = \text{max}, 25^{\circ}C$ | $\leq +0.5\%, V_{out}$ |
| Load Regulation | $I_{out} = 10 \text{ to } 90 \text{ to } 10\%$, $25^{\circ}C V_{in} = 230 \text{ Vac}, 25^{\circ}C$ | $\leq +0.5\%, V_{out}$ |
| Overcurrent Protection | — | 105 to 130% I_{nom} |
| Load Regulation Timing | 10 to 90 to 10%, 25°C | <4 ms |
| Temperature Coefficient | $T_{amb} = -25 \text{ to } +65^{\circ}C$ | 0.01%/K |
| Overload/Short Circuit | Continuous | |
| Derating Single/Dual/Triple | $T_{amb} > 50^{\circ}C$ | 2/3/5%/K max |
| General | | |
| Holdup Time | $V_{in} = 230 \text{ Vac}$ | >50 ms |
| Operating Temperature | — | -25 to +65°C |
| Storage Temperature | $T_{amb} = 25^{\circ}C$ | 45 to +85°C |
| Case Temperature Rise at Full Load | — | 45 K max |
| MTBF at 25°C (input/output) | acc. MIL-HDBK-217F | 800,000 hrs |
| Transient Protection | — | EN61000-4-2, 3, 4, 5 |
| Cooling | — | Convection |
| Weight – lbs (kg) | 0.7 lbs (.34 kg) | 0.8 lbs (.38 kg) |
| Case Material/Potting | — | UL94-VO |
| Protection | — | IP20 |
| Visual Indicators | — | Green LED indicates DC OK for B-DN Slim Line versions only |

Dimensions (H x W x D)

- Low Profile “-DN”**
 4.72 x 2.55 x 1.29 inches (120.0 x 65.0 x 33.0 mm)
 (Takes up 2.55 inches or 65.0 mm on DIN Rail)
- Slim Line “B-DN”**
 4.72 x 1.29 x 2.68 inches (120.0 x 33.0 x 68.0 mm)
 (Takes up 1.29 inches or 33.0 mm on DIN Rail)

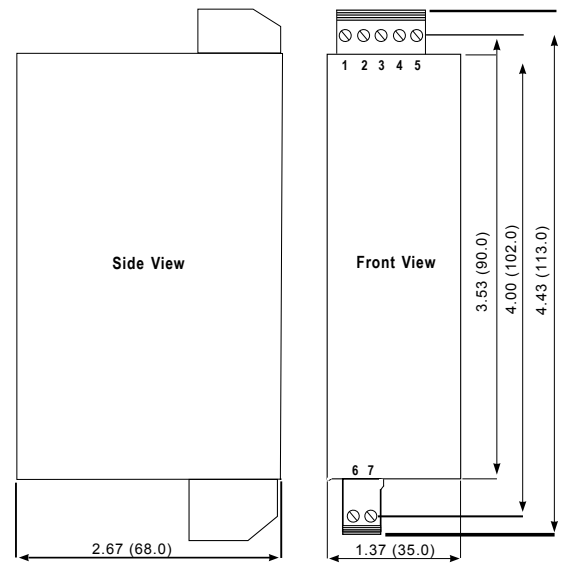
Dimensional Diagram – in (mm)

Low Profile DIN Rail (-DN) or Chassis Mount *



* Unscrew DIN connector for chassis mounting.

Slim Line DIN Rail Mount only (B-DN)



Pin-Out

| SCP 30 | 1 | 2 | 3 | 4 | 5 | 6 | 7 |
|-----------|-----|----------|------------|--------|-----|----|----|
| Single | | | | RETURN | +V1 | IN | IN |
| Dual sym | | | -V2 | COM | +V1 | IN | IN |
| Dual asym | | COM (V1) | +V1 | COM V3 | +V3 | IN | IN |
| Triple | -V2 | COM (V1) | COM (V2/3) | +V1 | +V3 | IN | IN |

Данный компонент на территории Российской Федерации

Вы можете приобрести в компании MosChip.

Для оперативного оформления запроса Вам необходимо перейти по данной ссылке:

<http://moschip.ru/get-element>

Вы можете разместить у нас заказ для любого Вашего проекта, будь то серийное производство или разработка единичного прибора.

В нашем ассортименте представлены ведущие мировые производители активных и пассивных электронных компонентов.

Нашей специализацией является поставка электронной компонентной базы двойного назначения, продукции таких производителей как XILINX, Intel (ex.ALTERA), Vicor, Microchip, Texas Instruments, Analog Devices, Mini-Circuits, Amphenol, Glenair.

Сотрудничество с глобальными дистрибьюторами электронных компонентов, предоставляет возможность заказывать и получать с международных складов практически любой перечень компонентов в оптимальные для Вас сроки.

На всех этапах разработки и производства наши партнеры могут получить квалифицированную поддержку опытных инженеров.

Система менеджмента качества компании отвечает требованиям в соответствии с ГОСТ Р ИСО 9001, ГОСТ РВ 0015-002 и ЭС РД 009

Офис по работе с юридическими лицами:

105318, г.Москва, ул.Щербаковская д.3, офис 1107, 1118, ДЦ «Щербаковский»

Телефон: +7 495 668-12-70 (многоканальный)

Факс: +7 495 668-12-70 (доб.304)

E-mail: info@moschip.ru

Skype отдела продаж:

moschip.ru

moschip.ru_4

moschip.ru_6

moschip.ru_9