


3M™ Pleated Foil Shielded Cable

.025" 30 AWG Stranded, TPE Primary, Thin TPE Cover

90202 Series



- Can be used with IDC mass termination connectors
- Pleated copper foil provides flexibility and 35db average shielding effectiveness
- See Regulatory Information Appendix (RIA) for chemical compliance information (RIA E1 & C1 apply)

Date Modified: September 3, 2013

TS-0730-E
Sheet 1 of 2

Physical

Insulation Material: Thermoplastic Elastomer (TPE)

Color: Gray

Primary Material: Thermoplastic Elastomer (TPE)

Color: Gray

Marking Standard: None

Canadian Option: **UL** AWM 20297 105C 150V VW1 3M NU C **UL** AWM IA 105C 150V FT1 EU <50V

Conductors: 30 AWG, 7 × 38 AWG [7 × Ø 0.102] Tinned Stranded Copper

Shielding: Solid, Pleated, Copper Foil

Electrical

Voltage Rating: USA: 150V Canada: 150V EU: <50V

Insulation Resistance: (Primary) > 1 × 10¹⁰ Ω/10 ft. [3 m]

Characteristic Impedance:	Unbalanced	Balanced
	46.1 Ω	88.5 Ω

Capacitance:	35.3 pF/ft [116 pF/m]	18.3 pF/ft [60 pF/m]
---------------------	-------------------------	------------------------

Inductance:	0.08 μH/ft [0.25 μH/m]	0.14 μH/ft [0.47 μH/m]
--------------------	--------------------------	--------------------------

Propagation Delay:	1.63 ns/ft [5.35 ns/m]	1.62 ns/ft [5.31 ns/m]
---------------------------	--------------------------	--------------------------

Velocity of Propagation:	62%	62%
---------------------------------	-----	-----

Note: Unbalanced is measured between ground-signal-ground conductors with shield grounded. Balanced is measured between signal conductors within a pair with the shield floating.

Environmental

Temperature Rating: -20°C to +105°C

Flammability Rating: USA: VW-1 Canada: FT1

Regulatory Classification: EU: Not compliant, see RIA note E4

CN: , see RIA note C1

Regulatory Information Appendix (RIA) attached

UL File No.: E118773, Power Limited Circuit Cable: CL2

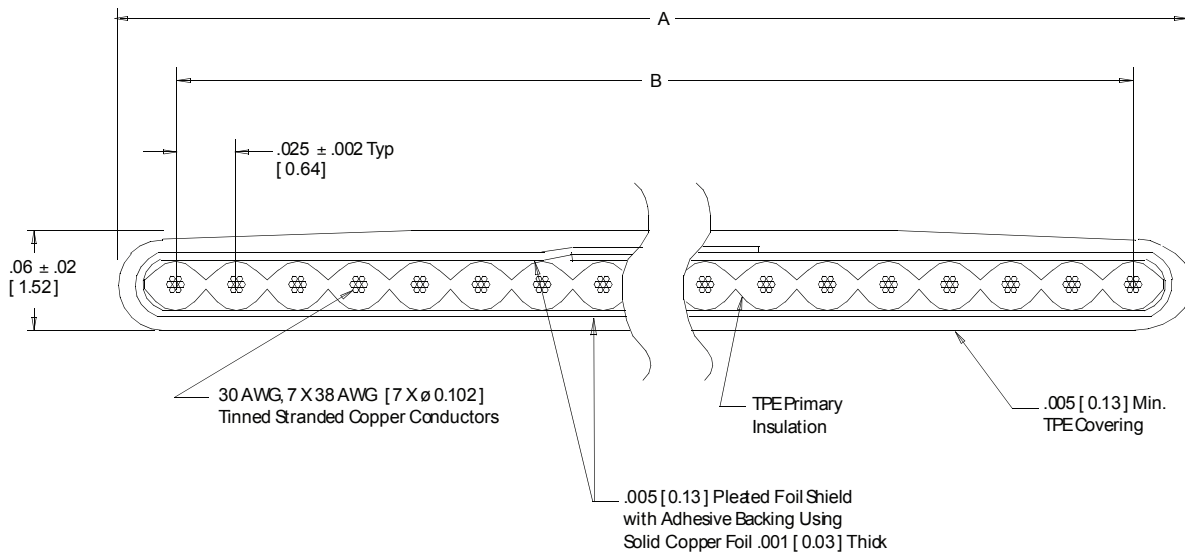
3M™ Pleated Foil Shielded Cable

.025" 30 AWG Stranded, TPE Primary, Thin TPE Cover

90202 Series



Number of Conductors	3M Part Number	Dimension A	Dimension B
20	90202/20	0.54 [13.7]	0.475 ± .006 [12.06]
26	90202/26	0.69 [17.5]	0.625 ± .006 [15.88]
36	90202/36	0.94 [23.9]	0.875 ± .009 [22.23]
40	90202/40	1.04 [26.4]	0.975 ± .009 [24.77]
50	90202/50	1.29 [32.8]	1.225 ± .009 [31.11]
60	90202/60	1.54 [39.1]	1.475 ± .012 [37.47]
68	90202/68	1.74 [44.2]	1.675 ± .012 [42.55]
80	90202/80	2.04 [51.8]	1.975 ± .015 [50.17]
100	90202/100	2.54 [64.5]	2.475 ± .017 [62.87]

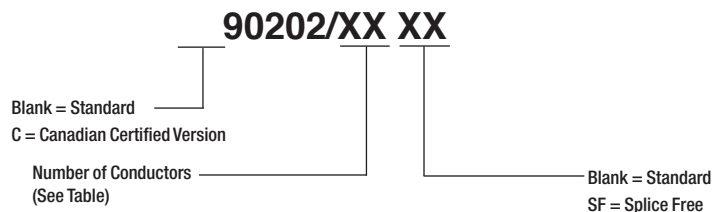


Tolerance Unless Noted			
	Inch [mm]		
	.0	.00	.000
Inch	±.1	±.05	±.010

Note: Blue marking on edge of primary cable designates wire #1.

[] Dimensions for Reference Only

Ordering Information



Note: Available in standard 100 ft or 300 ft rolls, please specify when ordering. Contact 3M for availability of additional conductor counts and/or custom roll lengths.

TS-0730-E
Sheet 2 of 2

Important Notice

All statements, technical information, and recommendations related to 3M's products are based on information believed to be reliable, but the accuracy or completeness is not guaranteed. Before using this product, you must evaluate it and determine if it is suitable for your intended application. You assume all risks and liability associated with such use. Any statements related to the product which are not contained in 3M's current publications, or any contrary statements contained on your purchase order shall have no force or effect unless expressly agreed upon, in writing, by an authorized officer of 3M.

Warranty; Limited Remedy; Limited Liability.

This product will be free from defects in material and manufacture for a period of one (1) year from the time of purchase. **3M MAKES NO OTHER WARRANTIES INCLUDING, BUT NOT LIMITED TO, ANY IMPLIED WARRANTY OF MERCHANTABILITY OR FITNESS FOR A PARTICULAR PURPOSE.** If this product is defective within the warranty period stated above, your exclusive remedy shall be, at 3M's option, to replace or repair the 3M product or refund the purchase price of the 3M product. **Except where prohibited by law, 3M will not be liable for any indirect, special, incidental or consequential loss or damage arising from this 3M product, regardless of the legal theory asserted.**

**3M Electronics Solutions Division**

6801 River Place Blvd.
Austin, TX 78726-9000
U.S.A.
1-800-225-5373
www.3Mconnectors.com

Please recycle. Printed in USA.
© 3M 2012. All rights reserved.
RIA-2217B-F

3M is a trademark of 3M Company.

Данный компонент на территории Российской Федерации

Вы можете приобрести в компании MosChip.

Для оперативного оформления запроса Вам необходимо перейти по данной ссылке:

<http://moschip.ru/get-element>

Вы можете разместить у нас заказ для любого Вашего проекта, будь то серийное производство или разработка единичного прибора.

В нашем ассортименте представлены ведущие мировые производители активных и пассивных электронных компонентов.

Нашей специализацией является поставка электронной компонентной базы двойного назначения, продукции таких производителей как XILINX, Intel (ex.ALTERA), Vicor, Microchip, Texas Instruments, Analog Devices, Mini-Circuits, Amphenol, Glenair.

Сотрудничество с глобальными дистрибьюторами электронных компонентов, предоставляет возможность заказывать и получать с международных складов практически любой перечень компонентов в оптимальные для Вас сроки.

На всех этапах разработки и производства наши партнеры могут получить квалифицированную поддержку опытных инженеров.

Система менеджмента качества компании отвечает требованиям в соответствии с ГОСТ Р ИСО 9001, ГОСТ РВ 0015-002 и ЭС РД 009

Офис по работе с юридическими лицами:

105318, г.Москва, ул.Щербаковская д.3, офис 1107, 1118, ДЦ «Щербаковский»

Телефон: +7 495 668-12-70 (многоканальный)

Факс: +7 495 668-12-70 (доб.304)

E-mail: info@moschip.ru

Skype отдела продаж:

moschip.ru

moschip.ru_4

moschip.ru_6

moschip.ru_9