

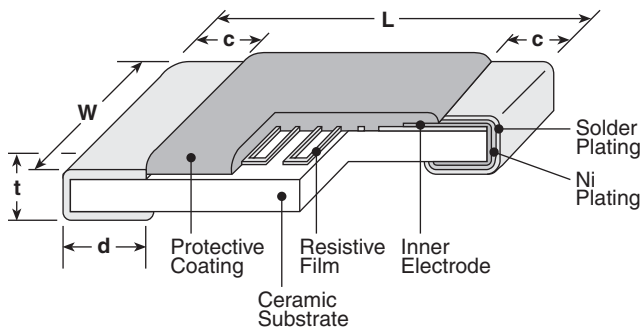


features

- Anti-leaching nickel barrier terminations
- Twenty-five specifiable temperature characteristics
- SMD thin film resistor with thermo-perceptivity
- Marking: Black four-digit on bronze body color
- Products with lead-free terminations meet EU RoHS and China RoHS requirements

thermal protection

dimensions and construction



| Type (Inch Size Code) | Dimensions inches (mm) | | | | |
|--------------------------|------------------------|-------------------------|------------------------|---|------------------------|
| | L | W | c | d | t |
| 2A (0805) | .079±.008 (2.0±0.2) | .049±.008 (1.25±0.2) | .016±.008 (0.4±0.2) | .012 ^{+0.008} _{-.004} (0.3 ^{+0.2} _{-.01}) | .02±.004 (0.5±0.1) |
| 2B (1206) | .126±.008 (3.2±0.2) | .063±.008 (1.6±0.2) | .02±.008 (0.5±0.3) | .016 ^{+0.008} _{-.004} (0.4 ^{+0.2} _{-.01}) | .024±.004 (0.6±0.1) |

ordering information

| | | | | | | | |
|------------|-------------|----------------------|--|--|--------------------------------------|------------------|-------------|
| New Part # | LT73 | 2B | T | TD | 101 | J | 1000 |
| | Type | Size Code | Termination Material | Packaging | Resistance Value | Tolerance | T.C.R. |
| | | 2A: 0805 2B: 1206 | T: Sn (Other termination styles available, contact factory for options) | TD: 7" paper taping (5,000 pieces/reel) TE: 7" embossed plastic (4,000 pieces/reel) | 2 significant figures + 1 multiplier | G: ±2% J: ±5% | |

applications and ratings

| Part Designation | Power Rating | Maximum Working Voltage | Maximum Overload Voltage | Thermal Time Constant | Thermal Dissipation Constant | Rated Ambient Temperature | Operating Temperature Range |
|------------------|--------------|-------------------------|--------------------------|-----------------------|------------------------------|---------------------------|-----------------------------|
| LT732A | 0.1W | 50V | 100V | 1.0s | 1.37mW/°C | +70°C | -40°C to +125°C |
| LT322B | 0.125W | 75V | 150V | 1.5s | 1.47mW/°C | | |

Thermal time constant and dissipation constant are reference values, which are values of elements and vary with connecting or fixing methods.

For further information on packaging, please refer to Appendix A.

Specifications given herein may be changed at any time without prior notice. Please confirm technical specifications before you order and/or use.

12/19/12

applications and ratings

thermal protection

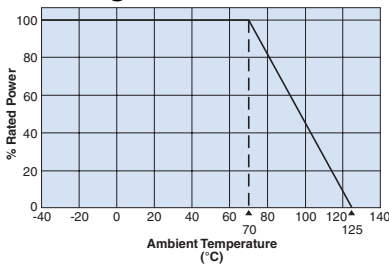
| T.C.R. (x10 ⁻⁶ /K) | T.C.R. Tolerance | Resistance Range E-24 | | Resistance Tolerance |
|----------------------------------|--------------------------|--------------------------|--------------|-------------------------|
| | | LT732A | LT732B | |
| 150, 250, 350, 450, 500 | ±100x10 ⁻⁶ /K | 2kΩ - 24kΩ | 2kΩ - 51kΩ | G: ±2% |
| 600, 700, 800, 900 | ±150x10 ⁻⁶ /K | 1kΩ - 20kΩ | 1kΩ - 43kΩ | J: ±5% |
| 1000, 1200, 1400 | ±15% | 1kΩ - 13kΩ | 1kΩ - 27kΩ | |
| 1600, 1800 | | 510Ω - 4.7kΩ | 1kΩ - 20kΩ | |
| 2000, 2200, 2400 | ±10% | 510Ω - 4.7kΩ | 510Ω - 9.1kΩ | |
| 2600, 2800, 3000 | | 510Ω - 3.0kΩ | 510Ω - 6.2kΩ | |
| 3300, 3600, 3900 | | 510Ω - 3.0kΩ | 510Ω - 6.2kΩ | |
| 4200 | | 100Ω - 1kΩ | 100Ω - 2kΩ | |
| 4500 | | 51Ω - 510Ω | 51Ω - 510Ω | |

T.C.R. Measuring Temperature: +25°C ~ +75°C

Rated voltage = √(Power Rating x Resistance value) or Max. working voltage, whichever is lower.

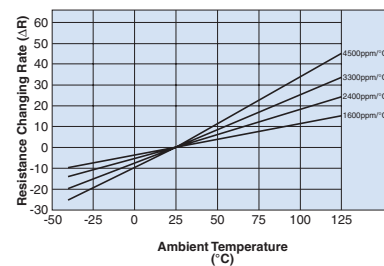
environmental applications

Derating Curve



For resistors operated at an ambient temperature of 70°C or above, a power rating shall be derated in accordance with the above derating curve.

Examples of Temperature Characteristics of Resistance



Approximate Expression for Resistance-Temperature Characteristics

| T.C.R. (x10 ⁻⁶ /K) | C ₀ | C ₁ | C ₂ |
|----------------------------------|----------------|----------------|---------------------------|
| 3000 | 0.9288 | 0.0028 | 1.9983 x 10 ⁻⁶ |
| 3300 | 0.9232 | 0.0030 | 2.9980 x 10 ⁻⁶ |
| 3600 | 0.9175 | 0.0032 | 4.0000 x 10 ⁻⁶ |
| 3900 | 0.9099 | 0.0035 | 4.0064 x 10 ⁻⁶ |
| 4200 | 0.9026 | 0.0038 | 3.9964 x 10 ⁻⁶ |
| 4500 | 0.8948 | 0.0041 | 4.0064 x 10 ⁻⁶ |

Performance Characteristics

| Parameter | Requirement Δ R ±(% + 0.05Ω) | | Test Method |
|-----------------------------|------------------------------|---------|--|
| | Limit | Typical | |
| Resistance | Within specified tolerance | — | 25°C |
| T.C.R. | Within specified T.C.R. | — | +25°C/+75°C |
| Overload (Short time) | ±1.0% | ±0.23% | Rated voltage x 2.5 or maximum overload volume for 5 seconds, whichever is lower |
| Resistance to Solder Heat | ±1.0% | ±0.1% | 260°C ± 5°C, 10 seconds ± 1 second |
| Rapid Change of Temperature | ±1.0% | ±0.1% | -40°C (30 minutes)/ +125°C (30 minutes), 5 cycles |
| Moisture Resistance | ±3.0% | ±0.54% | 40°C ± 2°C, 90 - 95% RH, 1000 hours, 1.5 hr ON, 0.5 hr OFF cycle |
| Endurance at 70°C | ±3.0% | ±0.62% | 70°C ± 2°C, 1000 hours, 1.5 hr ON, 0.5 hr OFF cycle |

Confirming resistance drift is recommended since this product has a tendency to have bigger resistance change than general flat chip over 70°C. Please pay attention not to be applied ESD, it may cause of resistance change.

Actual Value (Out of Guarantee)

| Test Items | Reference | Test Method |
|---------------------------|-----------|---------------------------------|
| Low Temperature Exposure | ±0.05% | -40°C, 45 minutes |
| High Temperature Exposure | ±0.6% | 125°C, 1000 hours |
| ESD | 500V | Human Body Model, 100 pF 1.5 kΩ |

Specifications given herein may be changed at any time without prior notice. Please confirm technical specifications before you order and/or use.

11/20/14

Данный компонент на территории Российской Федерации

Вы можете приобрести в компании MosChip.

Для оперативного оформления запроса Вам необходимо перейти по данной ссылке:

<http://moschip.ru/get-element>

Вы можете разместить у нас заказ для любого Вашего проекта, будь то серийное производство или разработка единичного прибора.

В нашем ассортименте представлены ведущие мировые производители активных и пассивных электронных компонентов.

Нашей специализацией является поставка электронной компонентной базы двойного назначения, продукции таких производителей как XILINX, Intel (ex.ALTERA), Vicor, Microchip, Texas Instruments, Analog Devices, Mini-Circuits, Amphenol, Glenair.

Сотрудничество с глобальными дистрибьюторами электронных компонентов, предоставляет возможность заказывать и получать с международных складов практически любой перечень компонентов в оптимальные для Вас сроки.

На всех этапах разработки и производства наши партнеры могут получить квалифицированную поддержку опытных инженеров.

Система менеджмента качества компании отвечает требованиям в соответствии с ГОСТ Р ИСО 9001, ГОСТ РВ 0015-002 и ЭС РД 009

Офис по работе с юридическими лицами:

105318, г.Москва, ул.Щербаковская д.3, офис 1107, 1118, ДЦ «Щербаковский»

Телефон: +7 495 668-12-70 (многоканальный)

Факс: +7 495 668-12-70 (доб.304)

E-mail: info@moschip.ru

Skype отдела продаж:

moschip.ru

moschip.ru_4

moschip.ru_6

moschip.ru_9