

3M™ CF Card Ejector and Latching Retainer

for CompactFlash™ Header, Type II, Long Guides

7E50 Series



- Mounts to 3M's CompactFlash™ Type II, Long Guide, Surface Mount Headers
- Modular "snap on" design and multiple button types for design flexibility
- Can be used with either top or bottom mount (normal or inverse polarization) headers
- Latching retainer is used with normal polarization 3M's Compact Flash™ Type II headers
- Latching Retainer can be also use with 3M™ Connector for CFast™ Card
- Latching Retainer provides enhanced retaining strength to the card and keeps it in place under high vibration environment
- Can be preassembled to connector to reduce handling and assembly time
- Meets CFA standards for known compatibility and reliability
- RoHS Compliant. See the Regulatory Information Appendix (RIA) in the "RoHS Compliance" section of www.3Mconnector.com for compliance information (RIA E1 and C1 apply)

Date Modified: June15, 2010

TS-2154-D
Sheet 1 of 3

Physical

Button

Material: Glass-filled high temperature thermoplastic

Flammability: UL 94V-0

Color: Black

Frame

Material: Stainless steel

Environmental

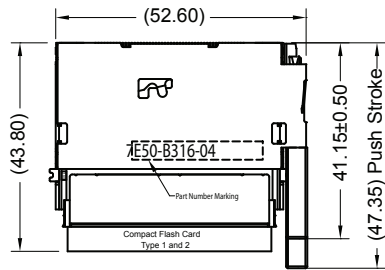
Process Rating: 260°C (per J-STD-020C)

CompactFlash is a registered trademark of Sandisk Corporation.

3M™ CF Card Ejector and Latching Retainer

for CompactFlash™ Header, Type II, Long Guides

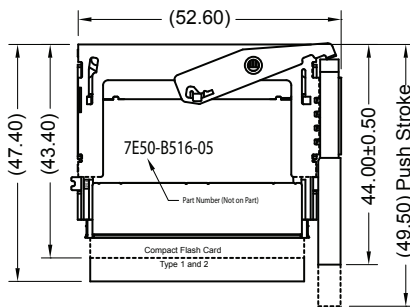
7E50 Series



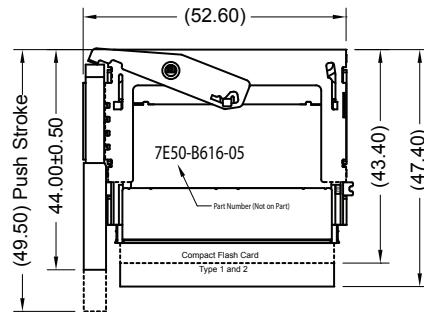
HEADER WITH EJECTOR (RIGHT)



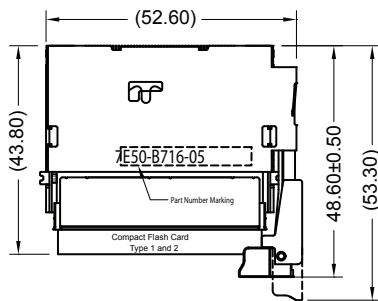
HEADER WITH EJECTOR (LEFT)



HEADER WITH DUAL PUSH EJECTOR (RIGHT)



HEADER WITH DUAL PUSH EJECTOR (LEFT)



HEADER WITH LATCHING EJECTOR (RIGHT)

mm

| Tolerance Unless Noted | | |
|------------------------|------|------|
| | .0 | .00 |
| mm | ±.30 | ±.20 |

Notes:

1. Used in combination with N7E50-M516XX-40 Type II Compact Flash Header. See TS-2083
2. See TS-2083 for board footprint information
3. Can be used with normal or inverse mounting/polarization.

TS-2154-D
Sheet 2 of 3

3M™ CF Card Ejector and Latching Retainer

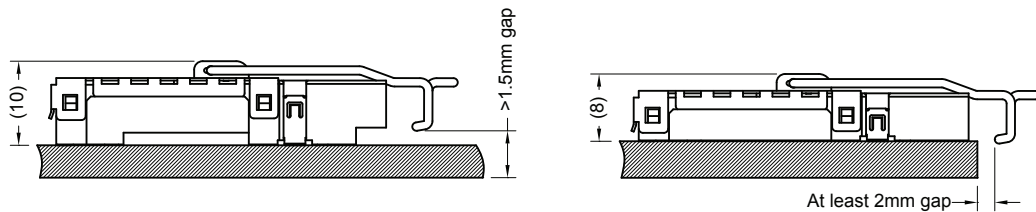
for CompactFlash™ Header, Type II, Long Guides

7E50 Series



LATCHING RETAINER

APPLICATION OF LATCHING RETAINER WITH RESPECT TO CONNECTOR HEIGHTS



NO RESTRICTION FOR STAND-OFF CONNECTOR POSITION ON PCB

NO STAND-OFF CONNECTOR POSITIONED ON PCB EDGE

Notes:

1. Only used with normal polarization

| mm | | | |
|------------------------|------|------|------|
| Tolerance Unless Noted | | | |
| | .0 | .00 | .000 |
| mm | ±.25 | ±.15 | ±.05 |

Ordering Information

- Right Hand Eject = 7E50-B316-04 (RIA E1 & C1 apply)
- Left Hand Eject = 7E50-B416-04 (RIA E1 & C1 apply)
- Dual Push Right Eject = 7E50-B516-05 (RIA E1 & C1 apply)
- Dual Push Left Eject = 7E50-B616-05 (RIA E1 & C1 apply)
- Latching Ejector Right = 7E50-B716-05 (RIA E1 & C1 apply)
- Latching Retainer = 7E50-C016-00-HT (RIA E1 & C1 apply)

Packaging option:
HT = Hard Tray

TS-2154-D
Sheet 3 of 3

Important Notice

All statements, technical information, and recommendations related to 3M's products are based on information believed to be reliable, but the accuracy or completeness is not guaranteed. Before using this product, you must evaluate it and determine if it is suitable for your intended application. You assume all risks and liability associated with such use. Any statements related to the product which are not contained in 3M's current publications, or any contrary statements contained on your purchase order shall have no force or effect unless expressly agreed upon, in writing, by an authorized officer of 3M.

Warranty; Limited Remedy; Limited Liability.

This product will be free from defects in material and manufacture for a period of one (1) year from the time of purchase. **3M MAKES NO OTHER WARRANTIES INCLUDING, BUT NOT LIMITED TO, ANY IMPLIED WARRANTY OF MERCHANTABILITY OR FITNESS FOR A PARTICULAR PURPOSE.** If this product is defective within the warranty period stated above, your exclusive remedy shall be, at 3M's option, to replace or repair the 3M product or refund the purchase price of the 3M product. **Except where prohibited by law, 3M will not be liable for any indirect, special, incidental or consequential loss or damage arising from this 3M product, regardless of the legal theory asserted.**

**3M Electronics Solutions Division**

6801 River Place Blvd.
Austin, TX 78726-9000
U.S.A.
1-800-225-5373
www.3Mconnector.com

Please recycle. Printed in USA.
© 3M 2010. All rights reserved.
RIA-2217B-E

3M is a trademark of 3M Company.

Данный компонент на территории Российской Федерации

Вы можете приобрести в компании MosChip.

Для оперативного оформления запроса Вам необходимо перейти по данной ссылке:

<http://moschip.ru/get-element>

Вы можете разместить у нас заказ для любого Вашего проекта, будь то серийное производство или разработка единичного прибора.

В нашем ассортименте представлены ведущие мировые производители активных и пассивных электронных компонентов.

Нашей специализацией является поставка электронной компонентной базы двойного назначения, продукции таких производителей как XILINX, Intel (ex.ALTERA), Vicor, Microchip, Texas Instruments, Analog Devices, Mini-Circuits, Amphenol, Glenair.

Сотрудничество с глобальными дистрибьюторами электронных компонентов, предоставляет возможность заказывать и получать с международных складов практически любой перечень компонентов в оптимальные для Вас сроки.

На всех этапах разработки и производства наши партнеры могут получить квалифицированную поддержку опытных инженеров.

Система менеджмента качества компании отвечает требованиям в соответствии с ГОСТ Р ИСО 9001, ГОСТ РВ 0015-002 и ЭС РД 009

Офис по работе с юридическими лицами:

105318, г.Москва, ул.Щербаковская д.3, офис 1107, 1118, ДЦ «Щербаковский»

Телефон: +7 495 668-12-70 (многоканальный)

Факс: +7 495 668-12-70 (доб.304)

E-mail: info@moschip.ru

Skype отдела продаж:

moschip.ru

moschip.ru_4

moschip.ru_6

moschip.ru_9