


**SERIES 39**  
SPST, 150 mA to 1/2 Amp

**FEATURES**

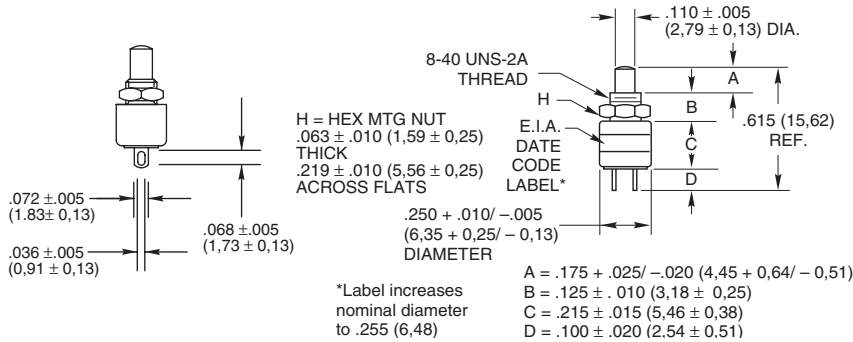
- Requires an Absolute Minimum of Space
- Molded-In Terminals in SPST-N.O.
- Solder Lug Terminals



**DIMENSIONS** in inches (and millimeters)

**Normally Open-SPST Economy and Standard Version**

39-1  
39-3  
39-601\*



**Economy Version**

Electrical Ratings	Operations at Rated Load	*Complete Part Number	Button Color
At 5 Vdc 150 mA	At 20 Vdc 20 mA	1,000,000	39-601 RED 39-601 BLK

Action	Total Travel	Actuating Force (oz.)	Mtg. Hole
Momentary	.035 ± .015 (0,89 ± 0,38)	4 + 4 - 2	11/64" (4,37) DIA.

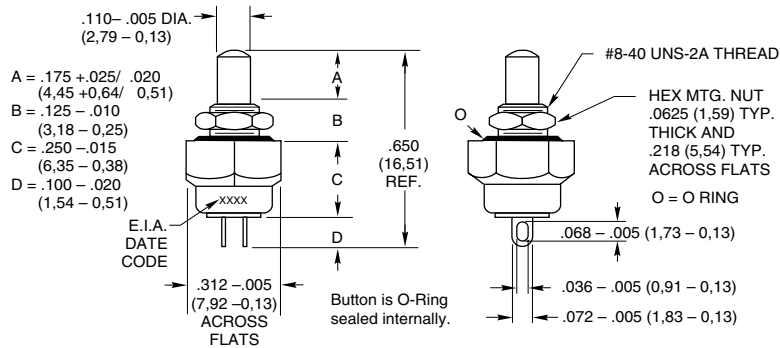
**Standard**

Electrical Ratings	Operations at Rated Load	Complete Part Number	Button Color
At 115 Vac 1/2 Amp Res.	At 220 Vac 1/4 Amp Res.	1,000,000	39-1 39-3

Action	Total Travel	Actuating Force (oz.)	Mtg. Hole
Momentary	.035 ± .015 (0,89 ± 0,38)	4 + 4 - 2	11/64" (4,37) DIA.

**Normally Open-SPST with Sealed Bushing and Button**

39-351\*

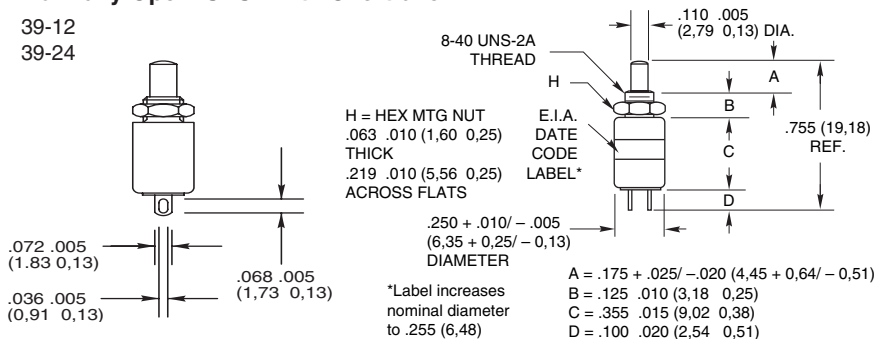


Rating at 115 Vac Resistive	Rating at 220 Vac Resistive	Operations at Rated Load	*Complete Part Number	Button Color
1/2 Amp	1/4 Amp	250,000	39-351 RED 39-351 BLK	Red Black

Action	Total Travel	Actuating Force (oz.)
Momentary	.035 ± .015 (0,89 ± 0,38)	16 ± 8

**Normally Open-SPST with Overtravel**

39-12  
39-24



Rating at 115 Vac Resistive	Rating at 220 Vac Resistive	Operations at Rated Load	Complete Part Number	Button Color
1/2 Amp	1/4 Amp	100,000	39-12 39-24	Red Black

Action	Total Travel	Over Travel	Actuating Force (oz.)	Mtg. Hole
Momentary	.130 ± .025 (3,30 ± 0,64)	.015 (0,38) Min.	5 ± 3	11/64" (4,37) DIA.

Pushbutton Switches

## DIMENSIONS in inches (and millimeters)

### Normally Closed-SPST

39-2

H = HEX MTG NUT  
.063 - .010 (1,60 - 0,25)  
THICK  
.219 - .010 (5,56 - 0,25)  
ACROSS FLATS

8-40 UNS-2A  
THREAD

E.I.A. DATE  
CODE  
LABEL\*

.105 - .005  
(2,67 - 0,13) DIA.

.780 (19,81)  
REF.

.100 ± .010  
(2,54 ± 0,25)

.250 + .010 / .005  
(6,35 + 0,25 / 0,13)  
DIAMETER

\*Label increases nominal diameter to .255 (6,48)

A = .175 - .025 (4,45 - 0,64)  
B = .125 - .010 (3,18 - 0,25)  
C = .390 - .010 (9,91 - 0,25)  
D = .100 (2,54) MAX.

Rating at 115 Vac Resistive	Rating at 220 Vac Resistive	Operations at Rated Load	Part Number	Cap Color
1/4 Amp	1/8 Amp	250,000	39-2	Black

Action	Total Travel	Actuating Force (oz.)	Mtg. Hole
Momentary	.042 ± .010 (1,07 ± 0,25)	+ 4 - 2	.172 (4,37) DIA.

### Normally Closed-SPST with Sealed Bushing and Button

39-352\*

.110 - .005 DIA.  
(2,79 - 0,13)

A = .165 + .035 / .015  
(4,19 + 0,89 / 0,38)

B = .125 - .007  
(3,18 - 0,18)

C = .429 - .015  
(10,90 - 0,38)

D = .100 (2,54) MAX.

E = 10 TO 40  
APPROX.

#8-40 UNS-2A  
THREAD

H = HEX MTG. NUT  
.0625 (1,59) TYP.  
THICK AND  
.218 (5,56) TYP.  
ACROSS FLATS

O-RING

E.I.A. DATE  
CODE  
LABEL\*

.819  
(20,80)  
REF.

.100 (2,54) MAX.

.250 + .010 / .005  
(6,35 + 0,25 / 0,13)

.312 - .005  
(7,92 - 0,13)  
ACROSS FLATS

Button is o-ring sealed internally.

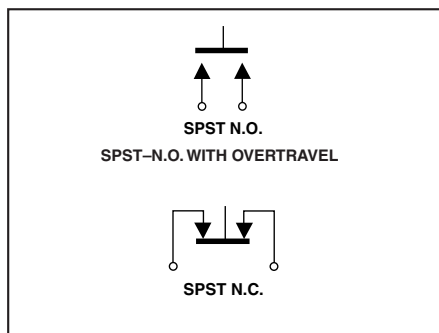
\*Label increases nominal diameter to .255 (6,48)

Rating at 115 Vac Resistive	Rating at 220 Vac Resistive	Operations at Rated Load	*Complete Part Number	Button Color
1/4 Amp	1/8 Amp	100,000	39-352 RED 39-352 BLK	Red Black

Action	Total Travel	Actuating Force (oz.)
Momentary	.042 ± .010 (0,17 ± 0,25)	8 ± 4

Pushbutton Switches

## CIRCUITRY



## SPECIFICATIONS

### Rating Criteria

**Contact Resistance:** 25 milliohms maximum on a new switch

**Voltage Breakdown:** 1,000 Vac between mutually insulated parts

**Insulation Resistance:** 1,000 megohms minimum

**Operating Temperature:** -40°C to +85°C

**Mounting Torque:** 2 inch-pounds

### Materials and Finishes

**Mounting Nut:** Brass, tin zinc

**Housing:** Aluminum, clear anodized for 39-351 and 39-352; Brass, zinc trivalent chromate-plated for others

**Button:** Thermoset plastic

**Base:** Thermoset plastic

**Shorting Bar:** Fine silver for 39-2 and 39-352; brass, gold-plated over nickel plate for 39-601; fine silver, gold-plated for others

**Terminals:** Fine silver for 39-2 and 39-352; commercial bronze with gold-plated fine silver contact surface for others

**Spring:** Tinned music wire

**O-Rings:** (39-351 and 39-352) Internal ring is silicone; external ring is buna 'N'

### ACCESSORY

**Button Cap**  
Part No. 30B1012  
For use with part numbers 39-351 and 39-352.  
(Fasten to button with Cyanoacrylate Adhesive)

## ORDERING INFORMATION

Part Number	Description
39-1	N.O., Red Button
39-2	N.C., Black Button
39-3	N.O., Black Button
39-12	N.O., Overtravel Red Button
39-24	N.O., Overtravel Black Button
39-351 RED	N.O., Sealed, Red Button
39-351 BLK	N.O., Sealed, Black Button
39-352 RED	N.C., Sealed, Red Button
39-352 BLK	N.C., Sealed, Black Button
39-601 RED	N.O., Economy, Red Button
39-601 BLK	N.O., Economy, Black Button

Accessory cap may be used with all switches shown except 39-2.

Accessory Part Number	Description
30B1012-5	Red Button Cap
30B1012-9	Black Button Cap
30B1012-8	White Button Cap

## Данный компонент на территории Российской Федерации

### Вы можете приобрести в компании MosChip.

Для оперативного оформления запроса Вам необходимо перейти по данной ссылке:

<http://moschip.ru/get-element>

Вы можете разместить у нас заказ для любого Вашего проекта, будь то серийное производство или разработка единичного прибора.

В нашем ассортименте представлены ведущие мировые производители активных и пассивных электронных компонентов.

Нашей специализацией является поставка электронной компонентной базы двойного назначения, продукции таких производителей как XILINX, Intel (ex.ALTERA), Vicor, Microchip, Texas Instruments, Analog Devices, Mini-Circuits, Amphenol, Glenair.

Сотрудничество с глобальными дистрибьюторами электронных компонентов, предоставляет возможность заказывать и получать с международных складов практически любой перечень компонентов в оптимальные для Вас сроки.

На всех этапах разработки и производства наши партнеры могут получить квалифицированную поддержку опытных инженеров.

Система менеджмента качества компании отвечает требованиям в соответствии с ГОСТ Р ИСО 9001, ГОСТ РВ 0015-002 и ЭС РД 009

### Офис по работе с юридическими лицами:

105318, г.Москва, ул.Щербаковская д.3, офис 1107, 1118, ДЦ «Щербаковский»

Телефон: +7 495 668-12-70 (многоканальный)

Факс: +7 495 668-12-70 (доб.304)

E-mail: [info@moschip.ru](mailto:info@moschip.ru)

Skype отдела продаж:

moschip.ru

moschip.ru\_4

moschip.ru\_6

moschip.ru\_9