


## High Current Relay 150

- Limiting continuous current 130A at 85°C
- Current switching ability up to 300A
- Suitable for voltage levels up to 24VDC
- Heat, moisture and vibration resistant
- Minimal contact resistance
- Dustproof and sealed versions

### Typical applications

Engine control, glow plug, heated front screen, preheating systems (e.g. for diesel engines, catalytic converters), switches for loading ramps, start/stop.



F132\_fw2b

### Contact Data

Contact arrangement	1 form A, 1 NO 1 form B, 1 NC 1 form C, 1 CO 1 form X, 1 NO DM
Rated voltage	12VDC/24VDC
Max. switching voltage	depends on load parameters <sup>A)</sup>
Rated current, cable 25mm <sup>2</sup>	130A at 85°C
Limiting continuous current	
23°C, load cable 16mm <sup>2</sup>	130A
85°C, load cable 16mm <sup>2</sup>	120A
125°C, load cable 16mm <sup>2</sup>	60A
23°C, load cable 25mm <sup>2</sup>	180A
85°C, load cable 25mm <sup>2</sup>	130A
125°C, load cable 25mm <sup>2</sup>	70A
Limiting making current, load current max. 3s on, make/break ratio 1:10	300A
Limiting breaking current	300A
Contact material	AgSnO <sub>2</sub>
Min. recommended contact load <sup>4)</sup>	1A at 5VDC
Initial voltage drop, typ. at 100A	70mV
Frequency of operation, with/without load	6 ops./min
Operate/release time typ. at nominal voltage	25/8ms
Electrical endurance	
form A contact (NO), resistive load, cyclic temperature: +23°C	>5x10 <sup>4</sup> cycles at 300A, 13.5VDC
Mechanical endurance	>10 <sup>7</sup> ops.

A) Please contact TE relay application engineer.

### Coil Data

Rated coil voltage	12/24VDC
Rated coil power	3.3W <sup>1)</sup>
Max. coil temperature	155°C

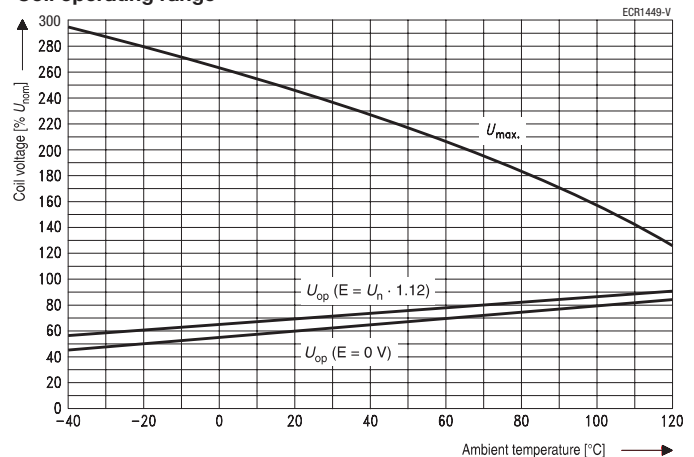
### Coil versions, DC coil<sup>1)</sup>

Coil code	Rated voltage VDC	Operate voltage VDC	Release voltage VDC	Coil resistance Ω±10%	Rated coil power W
001	12	7.2	1.2	37	3.9
002	24	14.4	2.4	141	4.1

1) With resistor.

All figures are given for coil without preenergization, at ambient temperature +23°C.

### Coil operating range



Does not take into account the temperature rise due to the contact current  
E = pre-energization

### Insulation Data

Initial dielectric strength	
between contact and coil	1000VAC <sub>rms</sub>
Load dump test	
ISO 7637-1 (12VDC), test pulse 5	Vs=+86.5VDC
ISO 7637-2 (24VDC), test pulse 5	Vs=+200VDC

**High Current Relay 150** (Continued)

**Other Data**

EU RoHS/ELV compliance	compliant
Ambient temperature	-40°C to +125°C
Dry heat, IEC 60068-2-2	500h at 100°C
Damp heat constant, IEC 60068-2-3 (78), Ca	500h, 40°C, 93% RH
Degree of protection	
dustproof:	IP54 (IEC 60529), RT I (IEC 61810)
sealed:	sealing in accordance with IEC 68
immersion cleanable:	IP67 (IEC 60529), RT III (IEC 61810)
Corrosive gas	
IEC 60068-2-42	10 days
IEC 60068-2-43	10 days
Vibration resistance (functional)	
IEC 60068-2-6 (sine sweep)	10 to 200Hz >5g <sup>2</sup>
Shock resistance (functional)	
IEC 60068-2-27 (half sine)	6ms >20g <sup>2</sup>
Drop test, free fall	
IEC 60068-2-32	1m onto concrete

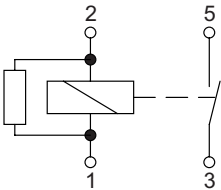
**Other Data** (continued)

Terminal type	screw
Cover retention	
pull force	500N
push force	500N
Terminal retention	
pull force	150N
push force	150N
resistance to bending	20N
force applied to side	20N
torque	5Nm
Weight	approx. 220g (7.8oz)
Packaging unit	50 pcs.

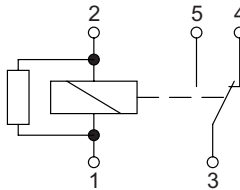
2) No change in the switching state >10µs.

**Terminal Assignment**

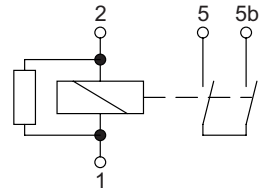
NOR  
1 form A, 1 NO with resistor



COR  
1 form C, 1 CO with resistor



NOBRR  
1 form X, 1 NO DM with resistor



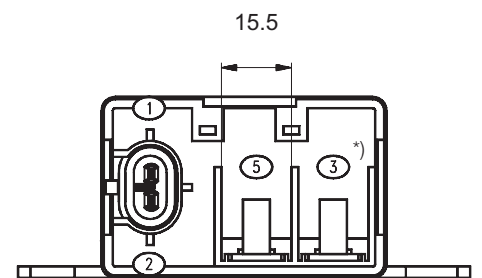
**Dimensions**

NO and NO DM version



**View of the terminals**

Bottom view



TE1667-61

\*) Alternatively 5b for form X, 1 NO DM with resistor.

**Connector Information**

AMP SUPERSEAL 1.5 SERIES

Coil side

- Receptacle connector 282080-1

- Single wire seal 281934-2

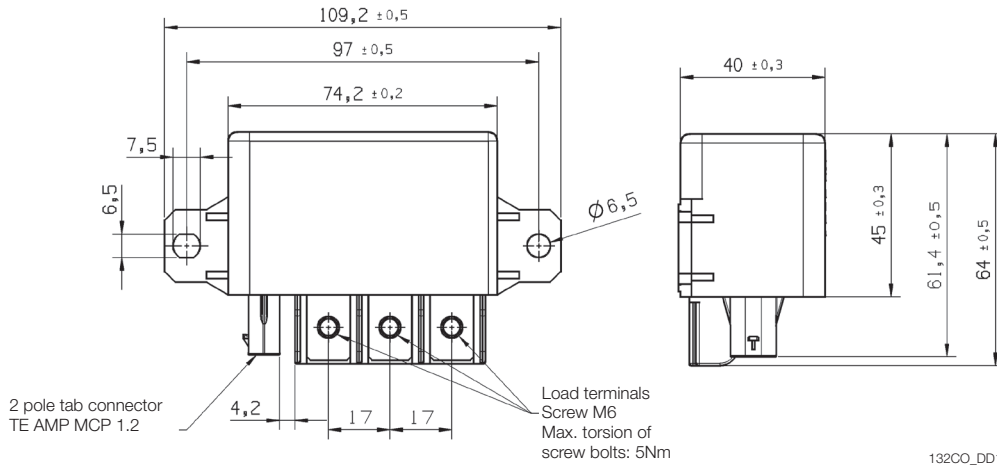
- Contact 282110-1

Load side

Cable lug M6, maximum cable section 25 mm<sup>2</sup>

**High Current Relay 150** (Continued)

**Dimensions**  
CO version



132CO\_DD1

**View of the terminals**



**Product code structure**

Typical product code **V23132 -A2 001 -A 2 00**

<b>Type</b>	<b>V23132</b> High Current Relay 150					
<b>Contact arrangement</b>	<b>A2</b> 1 form A, 1 NO	<b>D2</b> 1 form B, 1 NC	<b>B2</b> 1 form X, 1 NO DM	<b>E2</b> 1 form C, 1 CO		
<b>Coil</b>	<b>001</b> 12VDC	<b>002</b> 24VDC				
<b>Protection class</b>	<b>A</b> IP54	<b>B</b> IP67				
<b>Contact material</b>	<b>2</b> AgSnO <sub>2</sub>					
<b>Standard version</b>	<b>00</b> Standard					

Product code	Arrangement	Coil	Circuit	Coil suppr.	Protect.	Contact mat.	Terminals	Part number
V23132-A2001-A200	1 form A, 1 NO	12VDC	NOR	Resistor	IP54	AgSnO <sub>2</sub>	Screw	1393315-2
V23132-A2001-A200-EV-USBX*)					IP67			7-1414968-8*)
V23132-A2001-B200								1416010-1
V23132-A2001-B200-EV-USBX*)								2-1414939-2*)
V23132-B2002-A200	1 form X, 1 NO DM	24VDC	NOBRR		IP54			1393315-9
V23132-B2002-B200					IP67			1-1393315-1
V23132-B2002-B200-EV-USBX*)								5-1414968-1*)
V23132-D2001-B200	1 form B, 1 NC	12VDC	NCR					on request
V23132-E2001-A200	1 form C, 1 CO	12VDC	COR		IP54			9-1415001-5

Other types on request.

This list represents the most common types and does not show all variants covered by this datasheet.

\*) Americas market only.

## Данный компонент на территории Российской Федерации

### Вы можете приобрести в компании MosChip.

Для оперативного оформления запроса Вам необходимо перейти по данной ссылке:

<http://moschip.ru/get-element>

Вы можете разместить у нас заказ для любого Вашего проекта, будь то серийное производство или разработка единичного прибора.

В нашем ассортименте представлены ведущие мировые производители активных и пассивных электронных компонентов.

Нашей специализацией является поставка электронной компонентной базы двойного назначения, продукции таких производителей как XILINX, Intel (ex.ALTERA), Vicor, Microchip, Texas Instruments, Analog Devices, Mini-Circuits, Amphenol, Glenair.

Сотрудничество с глобальными дистрибьюторами электронных компонентов, предоставляет возможность заказывать и получать с международных складов практически любой перечень компонентов в оптимальные для Вас сроки.

На всех этапах разработки и производства наши партнеры могут получить квалифицированную поддержку опытных инженеров.

Система менеджмента качества компании отвечает требованиям в соответствии с ГОСТ Р ИСО 9001, ГОСТ РВ 0015-002 и ЭС РД 009

### Офис по работе с юридическими лицами:

105318, г.Москва, ул.Щербаковская д.3, офис 1107, 1118, ДЦ «Щербаковский»

Телефон: +7 495 668-12-70 (многоканальный)

Факс: +7 495 668-12-70 (доб.304)

E-mail: [info@moschip.ru](mailto:info@moschip.ru)

Skype отдела продаж:

moschip.ru

moschip.ru\_4

moschip.ru\_6

moschip.ru\_9