


## TLP150 Series

### Single output

**Total Power:** 150 W  
**Input Voltage:** 85 - 264 VAC  
**# of Outputs:** Single



### Special Features

- 150 W on main channel with only 200 LFM
- Low profile fits 1U applications
- Active PFC and EN61000-3-2 compliant
- Integrated Or-ing diode
- Active current sharing
- Integrated control and monitoring features
- Overcurrent, overvoltage and overtemperature protection
- Compliance to EN55022-B conducted noise standard
- 12 V fan output
- 5 V standby output (optional)
- RoHS compliant
- 2 year warranty

### Safety

- VDE EN60950-1/IEC60950-1
- UL60950-1/CSA22.2 No. 60950-1

## Electrical Specifications

Output		
Adjustment range:		± 10%
Total regulation: (line and load)	Main output Auxiliary outputs Fan output	± 3% ± 5% ± 10%
Turn-on delay	@120 Vac input	2.0 s max.
Transient response	Main output 25% to 75% step at 0.5 A/μs	5% max. dev., 1 ms max. recovery to 1%
Temperature coefficient		±0.02%/°C
Overvoltage protection	Main outputs	125% ± 5%
Short circuit protection	Current limited	Continuous
Minimum output current	Singles	0 A
Fan voltage output	See Note 9	12 V @ 0.5 A
Standby output	See Note 9	5 V @ 1.0 A
Input		
Input voltage range:	Universal input	85-264 Vac
Input frequency range:		47-63 Hz
Input surge current:	264 Vac (cold start)	40 A max.
Safety ground leakage current:	264 Vac, 50 Hz	1 mA
Input current:	120 Vac @ 250 W 230 Vac @ 250 W	1.8 A rms 0.8 A rms
Input fuse:	UL/iEC127	T 3.15 A, 250 Vac

EMC Characteristics		
Conducted emissions:	EN55022, FCC part 15	Level B
harmonic current correction:	EN61000-3-2	Compliant
ESD air:	EN61000-4-2	Level 3
ESD contact:	EN61000-4-2	Level 3
Fast transients:	EN61000-4-4	Level 4
Surge:	EN61000-4-5	Level 4
Conducted immunity:	EN61000-4-6	Level 3
General Specifications		
Hold-up time:	85 Vac @ 60 Hz	20 ms @ 150 W
Efficiency:	115 Vac @ 150 W 230 Vac @ 150 W	81% typ. 84% typ.
Isolation voltage:	Input/output Input/chassis	3000 Vac 1500 Vac
Safety approvals: (see note 6)	UL/cUL UL60950-1/CSA22.2 No. 60950-1 VDE EN60950-1/IEC60950-1	
Weight:	260g (9.2 oz)	
MTBF (@25 °C)	Telcordia SR-332 MIL-HDBK-217F	900,000 hours min. 350,000 hours min.

## Environmental Specifications

Thermal performance:	Operating ambient, (See derating curve)	0 °C to +70 °C
	Non-operating	-40 °C to +85 °C
	0 °C to 50 °C ambient, 200 LFM forced air	150 W
	0 °C to 50 °C ambient, convection cooled	100 W
	50 °C to 70 °C ambient,	Derate linearly to 50% load
Relative humidity:	Non-condensing	5 - 95% RH
Altitude:	Operating	10,000 feet max.
	Non-operating	30,000 feet max.
Vibration (See Note 7):	5 - 500 Hz	2.4 G rms peak
Shock:	per MIL-STD-810E	516.4 Part IV

### Ordering Information

Output Voltage	Output Currents		Ripple <sup>(3)</sup>	Total Regulation	Model Numbers <sup>(9, 10)</sup>
	Min	Max (free air) <sup>(1,4)</sup> Max (forced air) <sup>(2,4)</sup>			
12 V	0 A	8.4 A	120 mV	± 3.0%	TLP150R-96S12J
24 V	0 A	4.2 A	240 mV	± 3.0%	TLP150R-96S24J
36 V	0 A	2.7 A	360 mV	± 3.0%	TLP150R-96S36J
48 V	0 A	2.1 A	480 mV	± 3.0%	TLP150R-96S48J

### Notes

- Free air convection. Maximum continuous output power not to exceed 100 W. Refer to Figure 1 for the derating curve.
- 200 LFM forced air cooling from the ac input side. Maximum continuous output power not to exceed 150 W.
- Figure is peak-to-peak for room temperature rating. Output noise measurements are made across a 20 MHz bandwidth using a 6 inch twisted pair, terminated with a 10  $\mu$ F tantalum capacitor and a 0.1  $\mu$ F ceramic capacitor.
- CAUTION: Allow a minimum of 1 second after disconnecting line power when making thermal measurements. For optimum reliability no part of the heatsink should exceed 115 °C and no semi-conductor case temperature should exceed 120 °C.
- No external filtering required during conducted emissions testing but some applications may require additional filtering to achieve system compliance. Compliance with radiated EMI specifications may require mounting in a suitable enclosure.
- This product is only for inclusion by professional installers within other equipment and must not be operated as a stand alone product.
- Three orthogonal axes, random vibration 10 minutes for each axes, 2.4 G
- Replace the 'J' at the end of the model number with 'FJ' when the optional standby output and/or remote ON/OFF control is required e.g. TLP150R-96S12FJ.
- 12 V (fan) present when main output is present. An optional 5 Vsb (standby) output is available whenever ac input is present, regardless of remote ON/OFF signal status.
- The 'J' suffix indicates that these parts are Pb-free (RoHS 6/6) compliant. The 'Y' suffix indicates TSE RoHS 5/6 (non Pb-free) compliant versions may be available on special request, please contact your local sales representative for details.
- NOTICE: Some models do not support all options. Please contact your local Emerson Network Power representative or use the on-line model number search tool at <http://www.PowerConversion.com>.
- Power good signal required 100 mA load on the main output (check with engineering on all models).

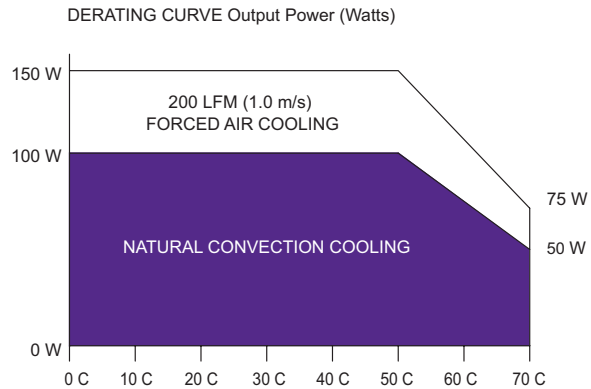
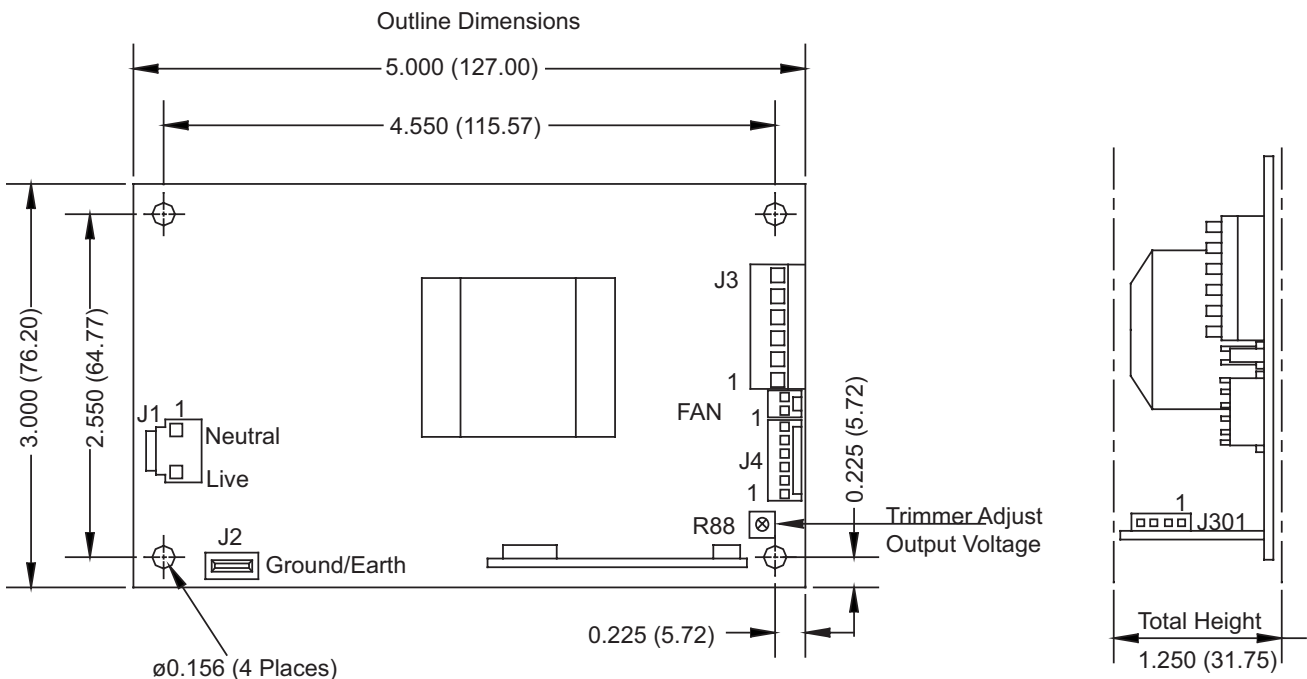


Figure 1: Derating Curve



Dimensions in Inches (mm)

Figure 2: Mechanical Drawing

## Connector and Mating Connector Types

Connector	Type	Mating Connector Type
J1	Molex 09-65-2038 (5273 series) void pin 2 or equivalent	Molex 09-52-4034 (5239 series) or equivalent with Molex 08-52-0072 (2478 series) or equivalent crimp terminals
J2	AMP 63849-1 or equivalent (6.35 mm straight)	AMP 2-520263-4 or equivalent (straight spade for 22-18 AWG wire)
J3	Molex 09-65-2068 (5273 series) or equivalent	Molex 09-52-4064 (5239 series) or equivalent with Molex 08-52-0072 (2478 series) or equivalent crimp terminals
J4	Molex 22-23-2061(6373 series) or equivalent	Molex 22-01-3067 (2695 series) or equivalent with Molex 08-50-0113 (2759 series) or equivalent crimp terminals
J301 (Optional)	Leoco 2421P04H000 (2421 series) or equivalent	Leoco 2420S04000 (2420 series) or equivalent with Leoco 2453TPH00V1 (2453T series) or equivalent crimp terminals or JST EHR-4 (EH series) or equivalent with JST SEH-001T-P0.6 (EH series) or equivalent crimp terminals
Fan	Molex 22-23-2021(6373 series) or equivalent	Molex 22-01-3027 (2695 series) or equivalent with Molex 08-50-0113 (2759 series) or equivalent crimp terminals

## Pin Connections

J1 Pin Connections		J3 Pin Connections		
Pin 1	Neutral	Pin 1	RTN	Main Return
Pin 2	Live	Pin 2	RTN	Main Return
J2 Tab Connections		Pin 3	RTN	Main Return
Tab	Ground/Earth	Pin 4	Vo	+Main Output
		Pin 5	Vo	+Main Output
		Pin 6	Vo	+Main Output
J4 Pin Connections				
Pin 1		-S		-Vo Remote Sense
Pin 2		DC OK		DC Power Good Signal
Pin 3		PW OK		Power Good*
Pin 4		LS		Load Share Signal
Pin 5		+S		+Vo Remote Sense
Pin 6		SGND		Signal Common
J301 Pin Connections (Optional)				
Pin 1		5 Vsn		Standby Voltage
Pin 2		SGND		Signal Common
Pin 3		Reserved		Do Not Connect
Pin 4		PS OFF		Remote ON/OFF Signal
Fan Pin Connections				
Pin 1		+ 12 V		Fan Voltage
Pin 2		+SGND		Return

**Americas**  
5810 Van Allen Way  
Carlsbad, CA 92008  
USA  
Telephone: +1 760 930 4600  
Facsimile: +1 760 930 0698

**Europe (UK)**  
Waterfront Business Park  
Merry Hill, Dudley  
West Midlands, DY5 1LX  
United Kingdom  
Telephone: +44 (0) 1384 842 211  
Facsimile: +44 (0) 1384 843 355

**Asia (HK)**  
14/F, Lu Plaza  
2 Wing Yip Street  
Kwun Tong, Kowloon  
Hong Kong  
Telephone: +852 2176 3333  
Facsimile: +852 2176 3888

For global contact, visit:  
[www.PowerConversion.com](http://www.PowerConversion.com)  
[techsupport.embeddedpower@emerson.com](mailto:techsupport.embeddedpower@emerson.com)

While every precaution has been taken to ensure accuracy and completeness in this literature, Emerson Network Power assumes no responsibility, and disclaims all liability for damages resulting from use of this information or for any errors or omissions.

Emerson Network Power.  
The global leader in enabling  
business-critical continuity.

- AC Power
- Connectivity
- DC Power
- Embedded Computing
- Embedded Power
- Monitoring
- Outside Plant
- Power Switching & Controls
- Precision Cooling
- Racks & Integrated Cabinets
- Services
- Surge Protection

[EmersonNetworkPower.com](http://EmersonNetworkPower.com)

Emerson Network Power and the Emerson Network Power logo are trademarks and service marks of Emerson Electric Co.  
©2009 Emerson Electric Co.

## Данный компонент на территории Российской Федерации

### Вы можете приобрести в компании MosChip.

Для оперативного оформления запроса Вам необходимо перейти по данной ссылке:

<http://moschip.ru/get-element>

Вы можете разместить у нас заказ для любого Вашего проекта, будь то серийное производство или разработка единичного прибора.

В нашем ассортименте представлены ведущие мировые производители активных и пассивных электронных компонентов.

Нашей специализацией является поставка электронной компонентной базы двойного назначения, продукции таких производителей как XILINX, Intel (ex.ALTERA), Vicor, Microchip, Texas Instruments, Analog Devices, Mini-Circuits, Amphenol, Glenair.

Сотрудничество с глобальными дистрибьюторами электронных компонентов, предоставляет возможность заказывать и получать с международных складов практически любой перечень компонентов в оптимальные для Вас сроки.

На всех этапах разработки и производства наши партнеры могут получить квалифицированную поддержку опытных инженеров.

Система менеджмента качества компании отвечает требованиям в соответствии с ГОСТ Р ИСО 9001, ГОСТ РВ 0015-002 и ЭС РД 009

### Офис по работе с юридическими лицами:

105318, г.Москва, ул.Щербаковская д.3, офис 1107, 1118, ДЦ «Щербаковский»

Телефон: +7 495 668-12-70 (многоканальный)

Факс: +7 495 668-12-70 (доб.304)

E-mail: [info@moschip.ru](mailto:info@moschip.ru)

Skype отдела продаж:

moschip.ru

moschip.ru\_4

moschip.ru\_6

moschip.ru\_9