

Features

- Low Conversion Loss
- 1 dB Compression: +21 dBm
- LO Drive Level: +11 to +23 dBm
- DC - 100 MHz IF Bandwidth
- Lead-Free SOIC-8 Package
- 100% Matte Tin Plating over Copper
- Halogen-Free "Green" Mold Compound
- 260°C Reflow Compatible
- RoHS* Compliant Version of MD54-0004

Description

M/A-COM's MAMXSS0011 is a passive mixer that achieves the performance of a double balanced diode mixer in a lead-free surface mount plastic SOIC-8 package. The MAMXSS0011 is ideally suited for use where high level RF signals and very wide dynamic range are required.

Typical applications include frequency up/down conversion, modulation, demodulation in systems such as cellular receivers and transmitters and 900 MHz ISM band applications.

The MAMXSS0011 uses FETs as mixing elements to achieve very wide dynamic range in a low cost plastic package. The mixer operates with LO drive levels of +11 dBm to +23 dBm. DC bias is not required.

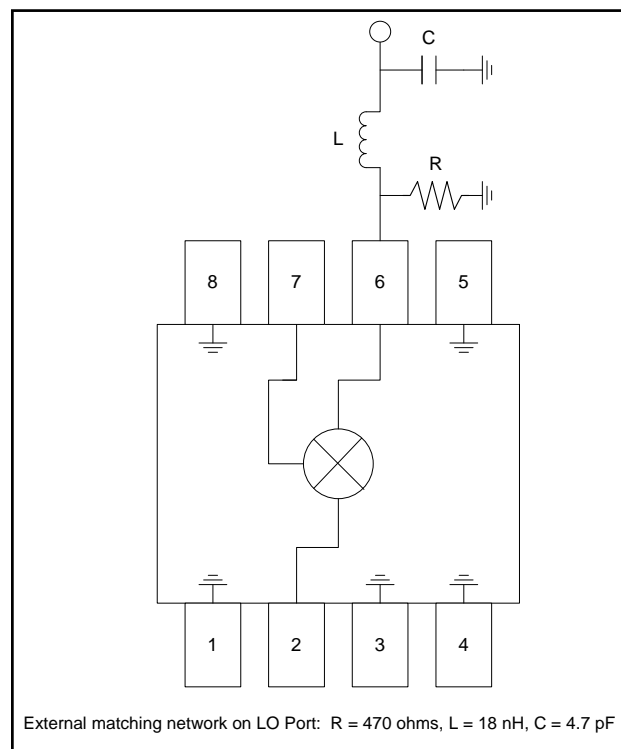
M/A-COM's MAMXSS0011 is fabricated using a mature 1-micron GaAs process. The process features full IC passivation for increased performance and reliability.

Ordering Information ¹

Part Number	Package
MAMXSS0011	Bulk Packaging
MAMXSS0011TR	1000 piece reel
MAMXSS0011SMB	Designer's Kit

1. Reference Application Note M513 for reel size information.

Functional Diagram



Pin Configuration

Pin No.	Function	Pin No.	Function
1	Ground	5	Ground
2	RF Port	6	LO Port
3	Ground	7	IF Port
4	Ground	8	Ground

* Restrictions on Hazardous Substances, European Union Directive 2002/95/EC.

ADVANCED: Data Sheets contain information regarding a product M/A-COM Technology Solutions is considering for development. Performance is based on target specifications, simulated results, and/or prototype measurements. Commitment to develop is not guaranteed.
PRELIMINARY: Data Sheets contain information regarding a product M/A-COM Technology Solutions has under development. Performance is based on engineering tests. Specifications are typical. Mechanical outline has been fixed. Engineering samples and/or test data may be available. Commitment to produce in volume is not guaranteed.

• **North America** Tel: 800.366.2266 / Fax: 978.366.2266
 • **Europe** Tel: 44.1908.574.200 / Fax: 44.1908.574.300
 • **Asia/Pacific** Tel: 81.44.844.8296 / Fax: 81.44.844.8298
 Visit www.macomtech.com for additional data sheets and product information.
 M/A-COM Technology Solutions Inc. and its affiliates reserve the right to make changes to the product(s) or information contained herein without notice.

Electrical Specifications:

Test Conditions: RF = 900 MHz (-10 dBm), LO = 840 MHz (13 dBm), IF = 60 MHz, T_A = +25°C

Parameter	Test Conditions	Units	Min	Typ	Max
Conversion Loss	—	dB	—	7.5	9.5
Isolation	LO to RF	dB	—	38	—
	LO to IF	dB	—	22	—
	RF to IF	dB	—	12	—
VSWR	LO Port	Ratio	—	2.5:1	—
	RF Port	Ratio	—	2.0:1	—
	IF Port	Ratio	—	2.0:1	—
Input 1 dB Compression	RF Freq. = 900 MHz, LO = +13 dBm	dBm	—	+21	—
Two-Tone IM Ratio ²	Two tones at -10 dBm each, Tone spacing 100 kHz, IF = 60 MHz	dBc	45	60	—

2. IMR vs RF drive level can be calculated by the formula: $IMR = 45 - (1.5 \times P_{IN})$

Absolute Maximum Ratings^{3,4}

Parameter	Absolute Maximum
RF Input Power ⁵	+22 dBm
LO Drive Power ⁵	+23 dBm
Operating Temperature	-40°C to +85°C
Storage Temperature	-65°C to +150°C

- Exceeding any one or combination of these limits may cause permanent damage to this device.
- M/A-COM does not recommend sustained operation near these survivability limits.
- Total combined power for RF and LO ports should not exceed +23 dBm.

Handling Procedures

Please observe the following precautions to avoid damage:

Static Sensitivity

Gallium Arsenide Integrated Circuits are sensitive to electrostatic discharge (ESD) and can be damaged by static electricity. Proper ESD control techniques should be used when handling these devices.

Spurious Table

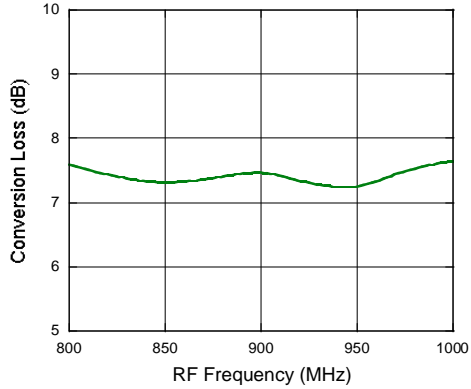
Harmonic of LO	4x	8.9	40.1	70.1	69.9	73.4
		-1.1	39.9	61.6	63.9	64.4
	3x	2.2	34.2	59.8	67.3	73
		-7.7	34.1	63.8	64.5	63
	2x	2.9	23.7	72.8	72.9	71.9
		-7.1	23.8	64.7	63.3	61.9
1x	-2.2	0	61.4	71.3	71.1	
	-12.2	0	63.3	61.8	61.9	
0x	X	4.7	65.1	71.5	72.1	
	X	4.8	61.3	61.9	62.3	
	0x	1x	2x	3x	4x	
Harmonic of RF						

The spurious table shows the spurious signals resulting from the mixing of the RF and LO input signals, assuming down conversion. Mixing products are indicated by the number of dB below the conversion loss. The lower frequency mixing term is shown for two different RF input levels. The top number is for an RF input power of -5 dBm, the lower number is for -15 dBm.

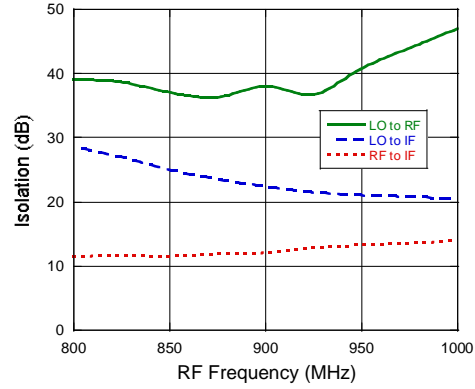
$|mF_{RF} - nF_{LO}|$, RF = -5 dBm
 $|mF_{RF} - nF_{LO}|$, RF = -15 dBm
 RF Frequency = 900 MHz
 LO Frequency = 840 MHz

Typical Performance Curves

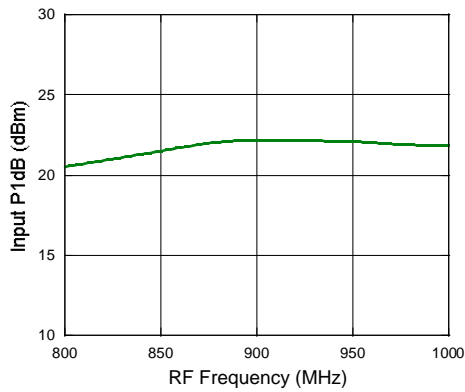
Conversion Loss



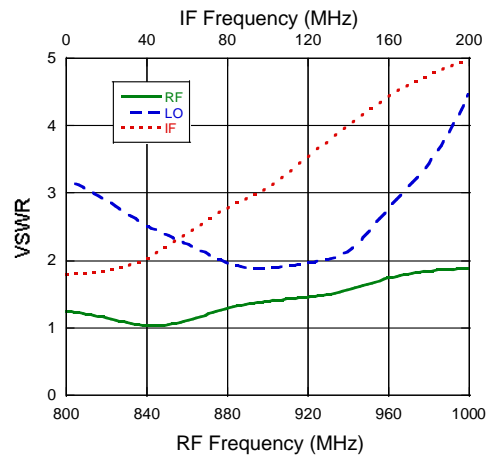
Isolation



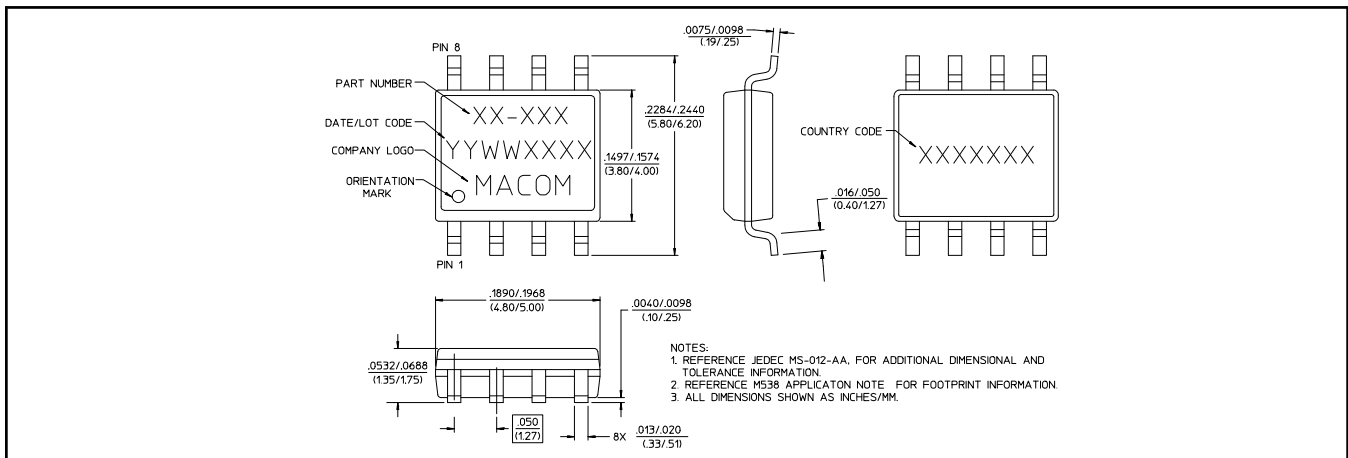
Input P1dB



RF, LO and IF VSWR



Lead-Free SOIC-8†



† Reference Application Note M538 for lead-free solder reflow recommendations.

ADVANCED: Data Sheets contain information regarding a product M/A-COM Technology Solutions is considering for development. Performance is based on target specifications, simulated results, and/or prototype measurements. Commitment to develop is not guaranteed.
PRELIMINARY: Data Sheets contain information regarding a product M/A-COM Technology Solutions has under development. Performance is based on engineering tests. Specifications are typical. Mechanical outline has been fixed. Engineering samples and/or test data may be available. Commitment to produce in volume is not guaranteed.

• **North America** Tel: 800.366.2266 / Fax: 978.366.2266
 • **Europe** Tel: 44.1908.574.200 / Fax: 44.1908.574.300
 • **Asia/Pacific** Tel: 81.44.844.8296 / Fax: 81.44.844.8298
 Visit www.macomtech.com for additional data sheets and product information.

M/A-COM Technology Solutions Inc. and its affiliates reserve the right to make changes to the product(s) or information contained herein without notice.

Данный компонент на территории Российской Федерации

Вы можете приобрести в компании MosChip.

Для оперативного оформления запроса Вам необходимо перейти по данной ссылке:

<http://moschip.ru/get-element>

Вы можете разместить у нас заказ для любого Вашего проекта, будь то серийное производство или разработка единичного прибора.

В нашем ассортименте представлены ведущие мировые производители активных и пассивных электронных компонентов.

Нашей специализацией является поставка электронной компонентной базы двойного назначения, продукции таких производителей как XILINX, Intel (ex.ALTERA), Vicor, Microchip, Texas Instruments, Analog Devices, Mini-Circuits, Amphenol, Glenair.

Сотрудничество с глобальными дистрибьюторами электронных компонентов, предоставляет возможность заказывать и получать с международных складов практически любой перечень компонентов в оптимальные для Вас сроки.

На всех этапах разработки и производства наши партнеры могут получить квалифицированную поддержку опытных инженеров.

Система менеджмента качества компании отвечает требованиям в соответствии с ГОСТ Р ИСО 9001, ГОСТ РВ 0015-002 и ЭС РД 009

Офис по работе с юридическими лицами:

105318, г.Москва, ул.Щербаковская д.3, офис 1107, 1118, ДЦ «Щербаковский»

Телефон: +7 495 668-12-70 (многоканальный)

Факс: +7 495 668-12-70 (доб.304)

E-mail: info@moschip.ru

Skype отдела продаж:

moschip.ru

moschip.ru_4

moschip.ru_6

moschip.ru_9