

# Feed-through terminal block - HDFKV 50-VP - 0708580

Please be informed that the data shown in this PDF Document is generated from our Online Catalog. Please find the complete data in the user's documentation. Our General Terms of Use for Downloads are valid (<http://download.phoenixcontact.com>)



Feed-through terminal block, Connection method: Screw connection, Bolt connection, Load current : 150 A, Cross section: 16 mm<sup>2</sup> - 50 mm<sup>2</sup>, AWG 6 - 1/0, Connection direction of the conductor to plug-in direction: 90 °, Width: 18.8 mm, Color: gray

## Product description


Feed-through terminal block, Connection method: Screw connection, Bolt connection, Load current : 150 A, Cross section: 16 mm<sup>2</sup> - 50 mm<sup>2</sup>, AWG 6 - 1/0, Connection direction of the conductor to plug-in direction: 90 °, Width: 18.8 mm, Color: gray

## Why buy this product

- Easy grouping with engagement pin versions
- Both terminal halves can be easily assembled by simply snapping them together
- Touch-proof insulating housing in a new design
- Molded versions ensure maximum tightness of seal
- Automatic compensation of the panel thickness via the snap principle integrated in the insulation housing
- Universal screw connection with screw locking



## Key commercial data

Packing unit	1
Minimum order quantity	10
Catalog page	Page 673 (CC-2011)
GTIN	 4 017918 004699
Weight per piece (including packing)	0.0 GRM
Weight per Piece (excluding packing)	99.0 GRM
Country of origin	GREECE

## Technical data

### General

Number of levels	1
Number of connections	2
Color	gray
Insulating material	PA
Inflammability class according to UL 94	V0

# Feed-through terminal block - HDFKV 50-VP - 0708580

## Technical data

### Dimensions

Width	18.8 mm
Length	90 mm

### Technical data

Maximum load current	150 A
Rated surge voltage	8 kV
Pollution degree	3
Surge voltage category	III
Insulating material group	I
Connection in acc. with standard	IEC 60947-7-1
Nominal current IN	150 A
Nominal voltage UN	690 V

### Connection data

Note	Note: Product releases, connection cross sections and notes on connecting aluminum cables can be found in the download area.
Conductor cross section solid min.	16 mm <sup>2</sup>
Conductor cross section solid max.	50 mm <sup>2</sup>
Conductor cross section stranded min.	16 mm <sup>2</sup>
Conductor cross section stranded max.	50 mm <sup>2</sup>
Conductor cross section AWG/kcmil min.	6
Conductor cross section AWG/kcmil max	1/0
Conductor cross section stranded, with ferrule without plastic sleeve min.	10 mm <sup>2</sup>
Conductor cross section stranded, with ferrule without plastic sleeve max.	50 mm <sup>2</sup>
Conductor cross section stranded, with ferrule with plastic sleeve min.	10 mm <sup>2</sup>
Conductor cross section stranded, with ferrule with plastic sleeve max.	50 mm <sup>2</sup>
2 conductors with same cross section, solid min.	6 mm <sup>2</sup>
2 conductors with same cross section, solid max.	16 mm <sup>2</sup>
2 conductors with same cross section, stranded min.	10 mm <sup>2</sup>
2 conductors with same cross section, stranded max.	16 mm <sup>2</sup>
2 conductors with same cross section, stranded, ferrules without plastic sleeve, min.	6 mm <sup>2</sup>
2 conductors with same cross section, stranded, ferrules without plastic sleeve, max.	16 mm <sup>2</sup>
2 conductors with same cross section, stranded, TWIN ferrules with plastic sleeve, min.	6 mm <sup>2</sup>
2 conductors with same cross section, stranded, TWIN ferrules with plastic sleeve, max.	10 mm <sup>2</sup>
Connection method	Screw connection
Stripping length	24 mm
Internal cylindrical gage	B10
Screw thread	M6
Tightening torque, min	6 Nm

# Feed-through terminal block - HDFKV 50-VP - 0708580

## Technical data

### Connection data

Tightening torque max	8 Nm
-----------------------	------

## Classifications

### eClass

eClass 4.0	27141131
eClass 4.1	27141131
eClass 5.0	27141134
eClass 5.1	27141134
eClass 6.0	27141134

### etim

ETIM 2.0	EC001283
ETIM 3.0	EC001283
ETIM 4.0	EC001283

### unspsc

UNSPSC 6.01	30211811
UNSPSC 7.0901	39121410
UNSPSC 11	39121410
UNSPSC 12.01	39121410
UNSPSC 13.2	39121410

## Approvals

### Certificates

#### Certification

CSA / UL Recognized / KEMA-KEUR / GOST / PRS / IECCEB Scheme / GOST

#### Certification EX

#### Certification submitted

## Approval details

CSA	
mm <sup>2</sup> /AWG/kcmil	6
Nominal current I <sub>N</sub>	125 A

# Feed-through terminal block - HDFKV 50-VP - 0708580

## Approvals

Nominal voltage UN	600 V
--------------------	-------

UL Recognized		
	B	C
mm <sup>2</sup> /AWG/kcmil	6	6
Nominal current IN	150 A	150 A
Nominal voltage UN	600 V	600 V

KEMA-KEUR	
mm <sup>2</sup> /AWG/kcmil	50
Nominal current IN	150 A
Nominal voltage UN	690 V

GOST
------

PRS
-----

IECEE CB Scheme	
mm <sup>2</sup> /AWG/kcmil	50
Nominal current IN	150 A
Nominal voltage UN	690 V

GOST
------

## Accessories

Accessories

Marking

Zack marker strip - ZB10:SO/CMS - 1050525

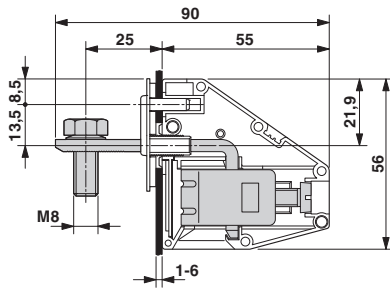


Zack marker strip, white, For terminal block width: 10 mm

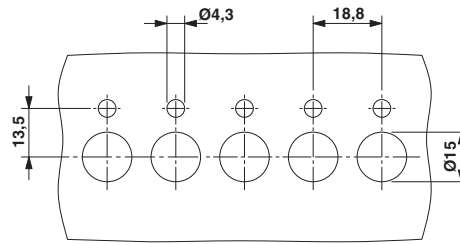
## Drawings

# Feed-through terminal block - HDFKV 50-VP - 0708580

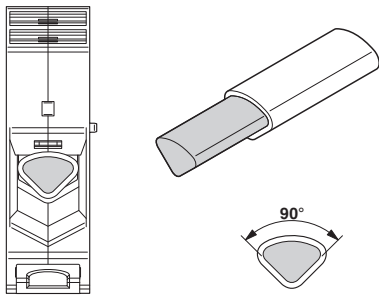
Dimensioned drawing



Dimensioned drawing



Schematic diagram



Connecting aluminum cables. Further notes can be found in the download area

## Данный компонент на территории Российской Федерации

### Вы можете приобрести в компании MosChip.

Для оперативного оформления запроса Вам необходимо перейти по данной ссылке:

<http://moschip.ru/get-element>

Вы можете разместить у нас заказ для любого Вашего проекта, будь то серийное производство или разработка единичного прибора.

В нашем ассортименте представлены ведущие мировые производители активных и пассивных электронных компонентов.

Нашей специализацией является поставка электронной компонентной базы двойного назначения, продукции таких производителей как XILINX, Intel (ex.ALTERA), Vicor, Microchip, Texas Instruments, Analog Devices, Mini-Circuits, Amphenol, Glenair.

Сотрудничество с глобальными дистрибьюторами электронных компонентов, предоставляет возможность заказывать и получать с международных складов практически любой перечень компонентов в оптимальные для Вас сроки.

На всех этапах разработки и производства наши партнеры могут получить квалифицированную поддержку опытных инженеров.

Система менеджмента качества компании отвечает требованиям в соответствии с ГОСТ Р ИСО 9001, ГОСТ РВ 0015-002 и ЭС РД 009

### Офис по работе с юридическими лицами:

105318, г.Москва, ул.Щербаковская д.3, офис 1107, 1118, ДЦ «Щербаковский»

Телефон: +7 495 668-12-70 (многоканальный)

Факс: +7 495 668-12-70 (доб.304)

E-mail: [info@moschip.ru](mailto:info@moschip.ru)

Skype отдела продаж:

moschip.ru

moschip.ru\_4

moschip.ru\_6

moschip.ru\_9