

Type RSTA

Time Lag Radial Lead Micro Fuse Series

HF  RSTA Series

RoHS 2 Compliant

Description

Sub-miniature, time lag type, 63 VDC, 250 VAC (UL rated 277 VAC) rated fuses designed, approved and complied with IEC 60127-3, standard sheet 4.

Features

- Time lag, 63 VDC, 250 VAC (UL rated 277 VAC)
- Meet IEC standard 60127-3, sheet 4
- Wide operating temperature range
- Bulk and Tape & Reel packing available
- AEC-Q Compliant
- RoHS 2 compliant
- Halogen Free and Lead Free
- Meets Bel automotive qualification*
- * - Largely based on internal AEC-Q test plan

Applications



- Provide individual protection for components or internal circuits.
- Power supplies
 - Battery chargers
 - Consumer electronics
 - Adapter
 - Industrial controllers

LEAD FREE = 
 HALOGEN FREE = 



AEC-Q Compliant





Physical Specifications

Materials	Base and Cover : Black thermoplastic, UL 94-V0
	Pins : 100% Matte Tin Plated Copper
Marking	On Fuse :
	"bel", "RSTA", "T", "Current Rating", "250V" & "Appropriate Safety Logos"
	On Label :
	"bel", "RSTA", "Current Rating", "Voltage Rating", "Interrupting Rating", "Appropriate Safety Logos" and "  ", "  " (China RoHS compliant).

Electrical Characteristics (IEC-127-3 STANDARD SHEET 4)

Rated Current	1.5In		2.1In		2.75In		4In		10In	
	Min	Max	Min	Max	Min	Max	Min	Max	Min	Max
1A to 6.3A inclusive	1	2	400	10	150	3	20	150		
Above 6.3A	1	5	1000	20	150	3	20	150		
	hour	min.	ms	sec	ms	sec	ms	ms		

Safety Agency Approvals

Safety Agency	Safety Agency Certificate	Voltage Rating (V)	Ampere Range / Volt @ I.R. ability*
	40039089	1A-10A/250Vac 63Vdc	1A-10A/250V ac @ 100A 1A-10A/63V dc @ 10In
	PSE14020746 PSE14020745		1A-5A/250V ac @ 100A 6.3A/250V ac @ 100A
	E20624		1A-6.3A/277V ac @ 100A 1A-2A/63V dc @ 65A 2.5A-6.3A/63V dc @ 100A
	CQC1401210575		1A-6.3A/250V ac @ 100A 1A-6.3A/63V dc @ 10In 8A-10A/250V ac @ 10In
*I.R.= Interrupting Rating = Short Circuit Rating(Amps)			

Environmental Specifications

Shock Resistance	MIL-STD-202G, Method 213B, Test Condition 1 (100 G's peak for 6 milliseconds; Sawtooth waveform)
Vibration Resistance	MIL-STD-202G, Method 201A (10-55 Hz X 3 axis / no load).
Salt Spray Resistance	MIL-STD-202G, Method 101E, Test Condition B (48 hrs).
Solderability	MIL-STD-202G, Method 208H
Resistance to solder Heat	MIL-STD-202G, Method 210F, Test Condition C. Top Side. (260°C, 20 sec)
Moisture Resistance	MIL-STD-202G, Method 202G, Method 106G
Operating Temperature	-55°C to +125°C

High temperature storage	MIL-STD-202 Method 108
Temperature cycling	JESD22 Method JA-104, Test Condition B
Biased humidity	MIL-STD-202 Method 103, 85°C/85% RH with 10% operating power for 1000 hrs.
Operational life	MIL-STD-202 Method 108, Test Condition D
Resistance to solvents	MIL-STD-202 Method 215
Mechanical shock	MIL-STD-202 Method 213, Test Condition C
Vibration	MIL-STD-202 Method 204
Resistance to soldering heat	MIL-STD-202 Method 210, Test condition B
Thermal shock	MIL-STD-202 Method 107
Solderability	J-STD-002
Board flex(SMD)	AEC-Q200-005
Terminal strength	AEC-Q200-006
Electrical characterization	3 temperature electrical

Electrical Specifications

Part Number	Ampere Rating	Typical Cold Resistance (ohms)	Volt-drop @100% In (Volt) max.	Voltage and Interrupting Ratings	Melting I ² T <10 mSec (A ² Sec)	Melting I ² T @10 In (A ² Sec)	Maximum Power Dissipation (W)	Agency Approvals				
												
0697A1000-XX	1A	0.082	0.115	See Table of Safety Approvals on Page 1 for Voltage and associated Interrupting Ratings	6.6	9.2	0.44	Y	Y	Y	Y	
0697A1250-XX	1.25A	0.064	0.110		10.5	12.0	0.56	Y	Y	Y	Y	
0697A1600-XX	1.6A	0.044	0.100		16	18	0.60	Y	Y	Y	Y	
0697A2000-XX	2A	0.032	0.090		26	30	0.63	Y	Y	Y	Y	
0697A2500-XX	2.5A	0.025	0.087		45	51	0.70	Y	Y	Y	Y	
0697A3150-XX	3.15A	0.018	0.083		66	75	0.88	Y	Y	Y	Y	
0697A4000-XX	4A	0.014	0.080		101	118	0.92	Y	Y	Y	Y	
0697A5000-XX	5A	0.009	0.075		111	117	0.70	Y	Y	Y	Y	
0697A6300-XX	6.3A	0.007	0.075		104	115	0.98	Y	Y	Y	Y	
0697A8000-XX	8A	0.006	0.073		280	350	2.4		Y		Y	
0697A9100-XX	10A	0.0042	0.070		300	400	1.6		Y		Y	

Consult manufacturer for other ratings

XX - Packaging code (see " ordering information")



Specifications subject to change without notice

Bel Fuse Inc.
206 Van Vorst Street
Jersey City, NJ 07302 USA

+1 201.432.0463
Bel.US.CS@belf.com
belfuse.com/circuit-protection

Temperature Derating Curve



Average Time Current Curve



Soldering Parameters

Lead-free Wave Soldering Profile	
Wave Soldering Parameter	
Average ramp-up rate	200°C / second
Heating rate during preheat	typical 1 - 2°C / second Max 4°C / second
Final preheat temperature	within 125°C of soldering temperature
Peak temperature Tp	260°C
Time within +0°C / -5°C of actual peak temperature	10 seconds
Ramp-down rate	5°C / second max.



Fuse FGNO Explanation

0697 A [XXXX] X XX

0697A=RSTA; [XXXX]=Ampere Rating; XX=See Ordering Information as below

Fraction	Decimal	Amps	Bel FGNO[XXXX]
	1.0	1	1000
1-1/4	1.25	1.25	1250
	1.60	1.6	1600
	2.0	2	2000
2-1/2	2.5	2.5	2500
	3.15	3.15	3150
	4.0	4	4000
	5.0	5	5000
	6.3	6.3	6300
	8.0	8	8000
		10	9100

Mechanical Dimensions



Ordering Information



Packaging

Packaging Option	Packaging Specification	Quantity	Packaging Code
Bulk / bag, 1000 / box	N/A	1000	01 , 05
12.7 mm pitch, On Tape / box	IEC-286-2	1000	02

Данный компонент на территории Российской Федерации

Вы можете приобрести в компании MosChip.

Для оперативного оформления запроса Вам необходимо перейти по данной ссылке:

<http://moschip.ru/get-element>

Вы можете разместить у нас заказ для любого Вашего проекта, будь то серийное производство или разработка единичного прибора.

В нашем ассортименте представлены ведущие мировые производители активных и пассивных электронных компонентов.

Нашей специализацией является поставка электронной компонентной базы двойного назначения, продукции таких производителей как XILINX, Intel (ex.ALTERA), Vicor, Microchip, Texas Instruments, Analog Devices, Mini-Circuits, Amphenol, Glenair.

Сотрудничество с глобальными дистрибьюторами электронных компонентов, предоставляет возможность заказывать и получать с международных складов практически любой перечень компонентов в оптимальные для Вас сроки.

На всех этапах разработки и производства наши партнеры могут получить квалифицированную поддержку опытных инженеров.

Система менеджмента качества компании отвечает требованиям в соответствии с ГОСТ Р ИСО 9001, ГОСТ РВ 0015-002 и ЭС РД 009

Офис по работе с юридическими лицами:

105318, г.Москва, ул.Щербаковская д.3, офис 1107, 1118, ДЦ «Щербаковский»

Телефон: +7 495 668-12-70 (многоканальный)

Факс: +7 495 668-12-70 (доб.304)

E-mail: info@moschip.ru

Skype отдела продаж:

moschip.ru

moschip.ru_4

moschip.ru_6

moschip.ru_9