




# BNC Connectors

<b>Content</b>	<b>Page</b>
rearTWIST Cable Connectors .....	104
Cable to Connector Guide .....	106
Connector to Cable Guide .....	108
Bulkhead Jacks .....	110
Technical Data .....	111
Accessories .....	112

## NEUTRIK 75Ω BNC Connectors

Neutrik offers a variety of 75 Ω cable and chassis BNC connectors. The rearTWIST cable connectors are easy to handle in high density applications such as video patchbays and switches, provide a tactile and fast assembly and offer colour coding as a standard. All parts of our BNC series are precisely machined to our high quality standards.



## True 75Ω HDTV Connectors


With the introduction of HD signals the impedance of BNC connectors became more important than ever. Every deviate impedance has a negative influence on the "return loss" / "VSWR" (Voltage Standing Wave Ratio) which are important measurements for reflected signals in a transmission line. Especially on high frequencies - as they occur when transmitting HD signals an impedance mismatch results in a lot of return loss.

Neutrik's BNC connectors feature a true 75 Ω design that meet the stringent requirements of HDTV and sustain a consistent impedance at high frequencies up to 4.5 GHz. To achieve this result every Neutrik BNC connector has been adapted to the measurements of a small group of cables, this guarantees the best possible performance and a little return loss.

The higher the frequencies the more pronounced is the „skin effect“, which means that the energy moves to the outside of the conductor. Therefore the plating of outer and center contact is more important than on audio connectors with low frequencies - both contacts of our BNC connectors are gold plated.

## Neutrik BNCs - enhanced high frequency shielding!


In times of rising frequencies the connector shielding becomes to an important value in order to avoid EMI problems and crosstalking. Neutrik BNC's take this fact into account and has been equipped with an optimized ground contact design for maximum shielding effectiveness.



Bayonet locking



Gold plated contacts



Female cable jack

## rearTWIST (Standard, Large & Tiny) and Cable Jacks



NBTC75BLI4



NBNC75BLP7

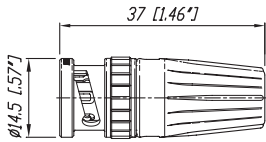


NBNB75GLP9



NBTB75CFI4

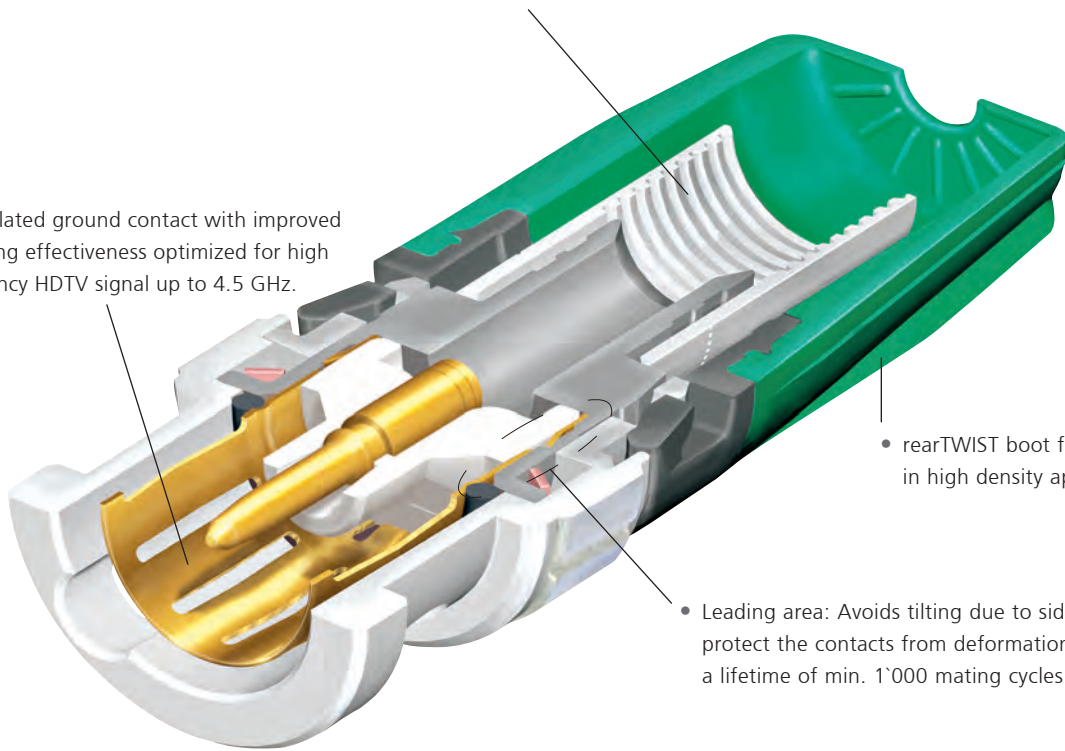
- “rearTWIST Principle” locking/unlocking using the easily accessible soft touch boot (Patent DE 100 48507)
- Ideal for recessed bulkheads where access to the “head” of the connector might be an issue. These connectors turn from the back and not the front.
- True 75  $\Omega$  design meets the stringent HDTV / DVD requirements
- Snug-fit center pin insert provides tactile feedback
- Shield and jacket crimp technology prevents the problem of an exposed grounding braid on cable assemblies
- Excellent cable protection and retention
- Large version for RG 11 cable
- Precise Swiss machined brass parts for outstanding durability
- Accessories include color coded boots in 10 standard colors, crimp tool and dies
- Sleek female cable jack e.g. for Y-cables
- Mountable panel version of cable jack for fixed installations



## Features & Benefits

- Screen and cable jacket crimp instead of screen crimp only.  
Grooved inner surface holds the cable jacket to prevent tearing braids.

- Gold plated ground contact with improved shielding effectiveness optimized for high frequency HDTV signal up to 4.5 GHz.



- rearTWIST boot for easy access in high density applications.

- Leading area: Avoids tilting due to side forces to protect the contacts from deformation. Guarantees a lifetime of min. 1'000 mating cycles!



Neutrik BNC:  
no tilting due to side pull



Other BNC

	rearTWIST	rearTWIST Tiny	Cable Jack Tiny	Cable Jack Panel	Hex Crimp in mm
<b>Belden</b>					
1277R, 1278R, 1279R			NBTC75BNN5		4.53
1406B, 1407B, 1417B			NBTC75BVV5		5.00
1426A, 1505A (ANH)	NBNC75BLP9			NBNB75GLP9	6.47
1505F	NBNC75BJP9				6.47
1506A	NBNC75BIJ9				5.41
1520A, 1521A, 1522A, 179DT		NBTC75BFI4	NBTB75CFI4		4.06
1694A (ANH)	NBNC75BTU11				7.36
1694F	NBNC75BTY11				8.23
1695A	NBNC75BQP11				6.47
1855A	NBNC75BDD6				4.53
1865A		NBTC75BXX6			5.00
1855ENH	NBNC75BFG7				5.00
7731A (ANH)	NBLC75BVZ17				9.73
8218		NBTC75BXX5			5.00
8241	NBNC75BLP7				6.47
8241F	NBNC75BLP9			NBNB75GLP9	6.47
8281	NBNC75BXY9				8.23
8281F	NBNC75BYY9				8.23
9221		NBTC75BLI4			4.06
1764A	NBNC75BZV14				8.23
<b>CANARE</b>					
L-3CFB	NBNC75BHK7				5.41
L-4CFB	NBNC75BLP9			NBNB75GLP9	6.47
L-5CFB	NBNC75BYY11				8.23
LV-61S	NBNC75BLP7				6.47
LV-77S	NBNC75BYY9				8.23
V(3-5)-3C	NBNC75BGG7				5.00
V(3-5)-4CFB	NBNC75BJJ9				5.41
V(3-5)-5C	NBNC75BRS9				7.01
V(3-5)-5CFB	NBNC75BWS11				7.01
L-1.5C2VS		NBTC75BLI4			4.06
<b>COMMSCOPE</b>					
2065V	NBNC75BIJ9				5.41
2279V	NBNC75BQP11				6.47
5563	NBNC75BLP7				6.47
5565	NBNC75BLP9			NBNB75GLP9	6.47
5765	NBNC75BTU11				7.36
7536 (03-05)		NBTC75BXX6			5.00
7538	NBNC75BDD6				4.53
<b>CANFORD</b>					
SDV-M	NBTB75CNN5				4.53
SDV, SDV-X, SDM	NBNC75BFG7				5.00
SDV-L, SDV-F	NBNC75BWS11				7.01
SDV-HD	NBLC75BVZ17				9.73
SDV-F-HD	NBNC75BWU13				7.36
VCS (BBC PSF1/3)	NBNC75BLS7				7.01
<b>DRAKA MULTIMEDIA CABLE</b>					
0.31 / 1.45 AF, 753-1304(2), 755-1302		NBTC75BFI4	NBTB75CFI4		4.06
0.41 / 1.9 AF, 753-1104, 755-1103, 755-1101		NBTC75BNN5	NBTB75CNN5		4.53
0.51 / 2.3 Dz, 757-1001, VADN 7243	NBTC75BVX6				5.00
0.6 / 2.8 AF, 0.6 L / 2.8 AF	NBNC75BFG7				5.00
0.6 / 3.7, 0.6L / 3.7	NBNC75BLP7				6.47
0.6 / 3.7 Dz	NBNC75BLS7				7.01
0.8 / 3.7 AF, 755-801(803, 804)	NBNC75BLP9			NBNB75GLP9	6.47
0.8 / 4.9 Dz	NBNC75BXY9				8.23
1.0 / 4.8 AF, 755-901/5	NBNC75BUU11			NBNB75GUU11	7.36
1.2L / 4.8Dz, 1.2L / 4.95AF	NBNC75BWU13				7.36
1.4 / 6.6 AF	NBLC75BSX14				9.73
1.6 / 7.3AF	NBLC75BVZ17				9.73

	rearTWIST	rearTWIST Tiny	Cable Jack Tiny	Cable Jack Panel	Hex Crimp in mm
<b>SUHNER</b>					
G02233			NBTC75BFI4		4.06
G04233D	NBNC75BLS7				7.01
S02223		NBTC75BLI4			4.06
S04233, S04263	NBNC75BLP9			NBNB75GLP9	6.47
S05133-07	NBNC75BTU11				7.36
S05163-02	NBNC75BTU11				7.36
<b>OTHERS</b>					
AT&T 735		NBTC75BSS5			4.53
COMM-TEC RGBHV		NBTC75BSS5			4.53
Argosy Image 360	NBNC75BFG7				5.00
Argosy Image 720	NBNC75BLP9				6.47
Argosy Image 1000	NBNC75BUU11			NBNB75GUU11	7.36
BBC PSF 1/3*	NBNC75BLS7				7.01
BESCA France - Bengat		NBTC75BNS4			4.53
CAE MC75		NBTC75BLI5	NBTB75CLI5		4.06
CAE MC75.39		NBTC75BVX6			5.00
CAE KX6A	NBNC75BLP7				6.47
CAE VCB75	NBNC75BNP9				6.47
CAE VCB 100	NBNC75BXU13				7.36
Cordial CVI 3-7	NBNC75BFG7				4.53
Cordial CVI 06-28	NBNC75BFG7				5.00
Cordial CVI (CVM) 06-37	NBNC75BLP7				6.47
COVID CVD 1300-1500		NBTC75BLI5	NBTB75CLI5		4.06
Eupen 705 CRT 5V-HS	NBNC75BTS11				7.36
Extron BNC-5HR		NBTC75BNN5	NBTB75CNN5		4.53
Extron BNC-5RC	NBNC75BFG7				5.00
Fuzion SD-1	NBNC75BFG7				5.00
Fuzion SD-1-LL	NBNC75BWS11				7.01
GEPCO VPM2000	NBNC75BLP9			NBNB75GLP9	6.47
GEPCO VSD2001	NBNC75BTU11				7.36
Helix 734	NBNC75BNP9				6.47
Helix 735		NBTC75BSS5			4.53
Hirschmann KOKA 712Cu	NBNC75BTS9				6.47
Kansai 3C-5S	NBNC75BFH6				5.00
KLOTZ V06/28, VMXx75Y	NBNC75BFG7				5.00
KLOTZ V06/37	NBNC75BLP7				6.47
KLOTZ V10/48	NBNC75BUU11			NBNB75GUU11	7.36
KLOTZ V16/72	NBLC75BVZ17				9.73
KROSCHU (341 270, 341 280)			NBTC75BLI4		4.06
Nexans HF 75 0.6/2.9 02YS(ST)CH	NBNC75BFG7				5.00
Nexans HF 75 1.6/7.2 02Y(ST)C(ST)H	NBNC75BVZ17				9.73
Nexans HF 75 0.6/3.7 2YCY	NBNC75BLP7				6.47
Proel HPC 805	NBNC75BLP7				6.47
Proel HPC 810	NBNC75BLP9				6.47
Proel HPC 820	NBNC75BFH6				5.00
RG11	NBLC75BVZ17				9.73
RG59B/U	NBNC75BLP7				6.47
RG179B/U		NBTC75BLI4			4.06
SOMMER 600-0051 (M/L/S)	NBNC75BLP7				6.47
SOMMER 600-0054 (M/L/S)	NBNC75BLP7				6.47
SOMMER 600-0101M	NBNC75BFG7				5.00
SOMMER 600-0104M	NBNC75BFG7				5.00
SOMMER 600-162(F)	NBNC75BLP9				6.47
SOMMER 600-025* -03 (05)		NBTC75BLI5	NBTB75CLI5		4.06
SOMMER 600-0701		NBTC75BLI5	NBTB75CLI5		4.06
SOMMER 600-020* -03 (05)		NBTC75BLI5	NBTB75CLI5		4.06
SOMMER 600-0451	NBNC75BLP9			NBNB75GLP9	6.47
SOMMER 600-0751		NBTC75BVX6			5.00
Wisi MK 99A	NBNC75BWS12				7.01
ZNK CM14B		NBTC75BFI4	NBTB75CFI4		4.06

\* Registered trademark of BBC

	Pin crimp mm (square)	Hex crimp mm	Inner Conductor	Insulator	Cable O.D.
<b>rearTWIST</b>					
NBLC75BVZ17	1.75 (Hex crimp)	9.73	< 1.7	< 8.0	< 10.4
NBLC75BSX14	1.75 (Hex crimp)	9.73	< 1.4	< 6.6	< 9.5
NBNC75BDD6	1.6	4.53	< 0.6	< 2.8	< 4.3
NBNC75BFG7	1.6	5.00	< 0.7	< 3.1	< 4.7
NBNC75BFH6	1.6	5.00	< 0.6	< 3.1	< 4.9
NBNC75BGG7	1.6	5.00	< 0.7	< 3.2	< 4.7
NBNC75BHK7	1.6 (or 1.75 Hex)	5.41	< 0.7	< 3.3	< 5.6
NBNC75BIJ9	1.6	5.41	< 0.9	< 3.6	< 5.3
NBNC75BJJ9	1.6	5.41	< 0.9	< 3.8	< 5.3
NBNC75BJP9	1.6	6.47	< 0.9	< 3.8	< 6.3
NBNC75BLP7	1.6	6.47	< 0.7	< 3.8	< 6.3
NBNC75BLP9	1.6	6.47	< 0.9	< 3.8	< 6.3
NBNC75BLS7	1.6	7.01	< 0.7	< 3.8	< 6.9
NBNC75BNP9	1.6	6.47	< 0.9	< 4.1	< 6.3
NBNC75BQP11	1.6	6.47	< 1.1	< 4.5	< 6.3
NBNC75BRS9	1.6	7.01	< 0.9	< 4.8	< 6.9
NBNC75BTS9	1.6	7.01	< 0.9	< 4.7	< 6.9
NBNC75BTS11	1.6	7.01	< 1.1	< 4.7	< 6.9
NBNC75BTU11	1.6	7.36	< 1.1	< 4.7	< 7.3
NBNC75BUU11	1.6	7.36	< 1.1	< 4.9	< 7.3
NBNC75BTY11	1.6	8.23	< 1.1	< 4.7	< 8.0
NBNC75BWS11	1.6	7.01	< 1.1	< 5.1	< 6.9
NBNC75BWS12	1.6	7.01	< 1.2	< 5.1	< 6.9
NBNC75BWU13	1.6	7.36	< 1.4	< 5.1	< 7.3
NBNC75BXU13	1.6	7.36	< 1.4	< 5.3	< 7.3
NBNC75BXY9	1.6	8.23	< 0.9	< 5.3	< 8.0
NBNC75BYY9	1.6	8.23	< 0.9	< 5.2	< 8.0
NBNC75BYY11	1.6	8.23	< 1.1	< 5.2	< 8.0
NBNC75BZV14	1.6 (or 1.75 Hex)	8.23	< 1.1	< 5.2	< 8.0
<b>rearTWIST TINY</b>					
NBTC75BFI4	1.6	4.06	< 0.4	< 1.6	< 2.9
NBTC75BLI4	1.6	4.06	< 0.4	< 1.8	< 2.9
NBTC75BLI5	1.6	4.06	< 0.5	< 1.8	< 2.9
NBTC75BNN5	1.6	4.53	< 0.5	< 2.0	< 3.1
NBTC75BNS4	1.6	4.53	< 0.4	< 2.0	< 3.5
NBTC75BSS5	1.6	4.53	< 0.5	< 2.3	< 3.4
NBTC75BVV5	1.6	5.00	< 0.5	< 2.5	< 3.8
NBTC75BVX6	1.6	5.00	< 0.6	< 2.5	< 4.0
NBTC75BXX5	1.6	5.00	< 0.5	< 2.6	< 4.0
NBTC75BXX6	1.6	5.00	< 0.6	< 2.6	< 4.0
<b>CABLE JACKS (TINY &amp; PANEL VERSION)</b>					
NBTB75CFI4	1.6	4.06	< 0.4	< 1.6	< 2.9
NBTB75CNN5	1.6	4.53	< 0.5	< 2.0	< 3.1
NBTB75CLI5	1.6	4.06	< 0.5	< 1.8	< 2.9
NBNB75GLP9	1.6	6.47	< 0.9	< 3.8	< 6.3
NBNB75GUU11	1.6	7.36	< 1.1	< 4.9	< 7.3
NBNB75ILP9	1.6	6.47	< 0.9	< 3.8	< 6.3
NBNB75IUU11	1.6	7.36	< 1.1	< 4.9	< 7.3



## Cable Type

Belden 7731A (ANH); Canford SDV-HD; Draka 1.6/7.3AF; KLOTZ V16/72; RG11; Nexans HF 75 1.6/7.2 02Y(ST)C(ST)H  
 Draka 1.4 / 6.6 AF  
 Belden 1855A; CommScope 7538  
 Argosy Image 360; Belden 1855ENH; Canford SDM, SDV, SDV-X, SDV-S-LFH; Cordial CVI 06-28, CVI 3-7; Draka 0.6/2.8 AF, 0.6L/2.8 AF; Extron BNC-5RC;  
 Sommer 600-0101M, 600-0104M; KLOTZ V06/28, VMXx75Y; Nexans HF 75 0.6/2.9 02YS(ST)CH; Fuzion SD-1  
 Kansai 3C-5S; Proel HPC 820  
 Canare V(3-5)-3C  
 Canare L-3CFB  
 Belden 1506A; CommScope 2065V  
 Canare V(3-5)-4CFB  
 Belden 1505F  
 Belden 8241; CAE KX6A; Canare LV-61S; Cordial CVI (CVM) 06-37; CommScope 5563; Draka 0.6/3.7, 0.6L/3.7 ; RG59B/U; Sommer 600-0051 (M,L,S), 600-0054 (M,L,S),  
 KLOTZ V06/37; Nextans HF 75 0.6/3.7 2YCY; Proel HPC 805  
 Argosy Image 720; Belden 1505A (ANH), 8241F; Canare L-4CFB; CommScope 5565; Draka 0.8/3.7 AF, 755-801 (803, 804); Gepco VPM2000; Suhner S0426; Proel HPC 810  
 Sommer 600-0451, 600-162(F)  
 BBC PSF 1/3; Canford VCS; Draka 0.6/3.7 Dz, 755-801 (803, 804); Suhner G04233D (PTT 6010)  
 CAE VCB75; Helix 734  
 Belden 1695A; CommScope 2279V  
 Canare V(3-5)-5C  
 Hirschmann KOKA 712Cu  
 Eupen 705 CRT 5V-HS  
 Belden 1694A (ANH); CommScope 5765; Gepco VSD2001; Suhner S05163-02, 05133-07  
 Argosy Image 1000; Draka 1.0/4.8 AF, 755-901/5; Klotz V10/48  
 Belden 1694F  
 Canare V(3-5)-5CFB; Canford SDV-L, SDV-F; Fuzion SD-1-LL  
 Wisi MK 99A  
 Canford SDV-F-HD; Draka 1.2L/4.8Dz, 1.2L/4.95AF  
 CAE VCB 100  
 Belden 8281; Draka 0.8/4.9Dz  
 Belden 8281F; Canare LV-77S  
 Canare L-5CFB  
 Belden 1794A

Belden 1520A, 1521A, 1522A, 179DT; Draka 0.31/1.45 AF, 753-1304(2), 755-1302; Suhner G02233, ZNK CM14B  
 Canare L-1.5C2VS; Suhner S02223; Kroschu (341 270, 341 280); RG 179 B/U; Sommer 600-025-03 (05)  
 CAE MC75; Procom; Sommer 600-0701, 600-20-03 (05), 600-025-03 (05)  
 Belden 1277R, 1278R, 1279R; Canford SDV-M; Draka 0.41/1.9AF, 753-1104, 755-1103; Extron BNC-5 HR(P) (Bulk), BNC-5RC  
 TESCA France - Bengale  
 AT&T 735; CommTech RGBHV  
 Belden 1406B, 1407B, 1417B  
 CAE NC75.39; Draka 755-1001 (0.51/2.3Dz), 757-1001; Sommer 600-0751; VADN 7243  
 Belden 8218  
 Belden 1865A; CommScope 7536

Belden 1520A, 1521A, 1522A, 179DT; Draka 0.31/1.45 AF, 753-1304(2), 755-1302; Suhner G02233; ZNK CM14B  
 Canford SDV-M; Draka 0.41/1.9 AF, 753-1104, 755-1101; 755-1103; Extron BNC 5 HR(P) (Bulk)  
 CAE MC75; Sommer 600-0701, 600-20-03 (05), 600-025-03 (05)  
 Belden 1505A, 8241F; Canare L-4CFB; CommScope 5565; Draka 0.8/3.7 AF, 755-801 (803, 804); Gepco VPM2000; Suhner S04263; Sommer 600-0451  
 Argosy Image 1000; Draka 1.0/4.8AF, 755-901/5; KLOTZ V10/48  
 Belden 1505A, 8241F; Canare L-4CFB; CommScope 5565; Draka 0.8/3.7 AF, 755-801 (803, 804); Gepco VPM2000; Suhner S04263; Sommer 600-0451  
 Argosy Image 1000; Draka 1.0/4.8AF, 755-901/5; KLOTZ V10/48



D-shape metal housing



Gold plated center pin

## BNC Chassis & Cable Jacks Panel Version



Bulkhead Jacks - NBB75FI



NBB75DFG



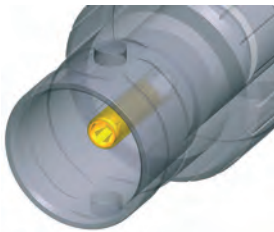
NBB75DFGB



Cable jacks Panel Version - NBB75SI

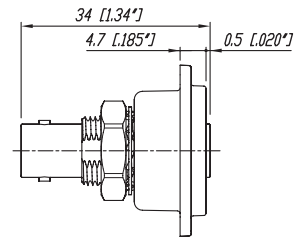
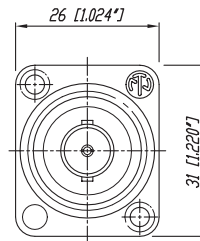
- True 75  $\Omega$  design meets the stringent HDTV / DVD requirements
- Isolated or grounded versions
- "D" shaped housing (provides flush mounting and protection of the jacks from damage) or single feed through mountings
- Gold plated center contact

### New cage type contact on BNC feed through connectors

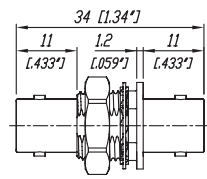


- Closed contact design - extremely rugged
- Gold plated cage type clip - best possible shielding and lowest contact resistance

### NBB75DFG



### NBB75FI



## Ordering Information

	Nickel housing	Black housing
Bulkhead jack, D-shape housing, feed through, grounded	NBB75DFG	NBB75DFGB
Bulkhead jack, D-shape housing, feed through, isolated	NBB75DFI	NBB75DFIB
Bulkhead jack, D-shape housing, solder version, grounded	NBB75DSG	NBB75DSGB
Bulkhead jack, D-shape housing, solder version, isolated	NBB75DSI	NBB75DSIB
Bulkhead jack, feed through, grounded	NBB75FG	
Bulkhead jack, feed through, isolated	NBB75FI	
Bulkhead jack, solder version, including isolation washers	NBB75SI	
Coupler, feed through	NBB75FA	

Specifications	rearTWIST & rearTWIST Large & Cable Jack Panel	rearTWIST Tiny & Cable Jack Tiny	Bulkheads & Coupler
----------------	---	--	---------------------------

### Electrical

Impedance	75 Ω	●	●	●
Rated voltage	500 V ac rms	●	250 V ac rms	●
Insulation resistance	> 5 GΩ	●	●	●
Dielectric withstanding voltage	1500 V ac rms	●	750 V ac rms	●
VSWR / Return Loss	≤ 1.050 / > 32 dB up to 1 GHz	●	≤ 1.10 / > 26 dB up to 1 GHz	≤ 1.03 / > 37 dB up to 1 GHz
	≤ 1.065 / > 30 dB up to 2 GHz	●	≤ 1.14 / > 24 dB up to 2 GHz	≤ 1.05 / > 32 dB up to 2 GHz
	≤ 1.100 / > 26 dB up to 3 GHz	●	≤ 1.22 / > 20 dB up to 3 GHz	≤ 1.08 / > 28 dB up to 3 GHz
Inner contact resistance	≤ 3 mΩ (initial)	●	●	●
Outer contact resistance	≤ 2 mΩ (initial)	●	●	●

### Mechanical

Cable anchoring	Jacket crimping	●	●	N / A
Cable O.D. range	mm	4.0 - 7.7	2.5 - 3.8	N / A
- Rear Twist Large		10.3	-	-
Center contact retention	> 30 N	●	●	-
Engagement force	< 25 N	●	●	●
Lifetime	1'000 mating cycles	●	●	●

### Material

Shell: Brass (CuZn39Pb3), Optalloy coated		●	●	●
PA6 (Push Pull only)		N / A	N / A	N / A
D-Shape housing: Zinc diecast (ZnAl4Cu1) gal Ni or black Cr platin		N / A	N / A	NBB75D*
Ground contact:				
Bronze (CuSn6), 0.2 μm AuCo over 2 μm NiP15		●	●	-
Brass (CuZn39Pb3), OPTALLOY coated		-	-	●
Center contact:				
Brass (CuZn35Pb2), 0.2 μm AuCo or		●	●	-
Brass (CuZn39Pb3), 0.2 μm AuCo		-	-	●
Insulator: Teflon PTFE		●	●	●
Chuck: Polyacetal POM		N / A	N / A	N / A
Insulation Shell: Polyacetal POM		N / A	N / A	●

### Environmental

Temperature range	-30°C to +85°C	●	●	●
Solderability	Complies with IEC 68-2-20	●	●	N / A
Contact crimpability	Complies with IEC 60803 and IEC 60352-2	●	●	N / A

### Center Contact


I.D. in mm	Materials	Plating	Coding Ring (# of rings on base of contact)
0.4	Brass (CuZn39Pb3)	2 μm AuCo	0
0.5	●	●	5
0.6	●	●	1
0.7	●	●	2
0.9	●	●	3
1.1	●	●	6
1.2	●	●	4
1.7	●	●	0
1.4	●	●	5

## Colour Coded Accessories and Seals



BST-BNC-*	Standard boot for the rearTWIST BNCs in black, 9 different colors available
DSS-*	Lettering plate for D Shape bulkheads.
SCF	Rubber sealing cover to protect the connector against dust and moisture
SCDP-*	D-Size sealing gaskets, color coding (*: 0- black, 2- red, 4- yellow, 5- green, 6- blue, 9- white)
SCDX	Hinged cover seals D-size chassis connectors, IP42 rated
NZP1RU-8	Panel 1RU housing for 8 D-shape cutouts
NZP1RU-12	Panel 1RU housing for 12 D-shape cutouts

## Assembly Tools



CAS-BNC-T	BNC tool case equipped with HX-R-BNC, PT-BNC: Plier tool, CS-BNC: Stripping tool Note: Dies have to be ordered separately
CS-BNC	Coax cable stripper for cable O.D. 2.5 - 8 mm
DIE-BNC-*	Crimp tool die for pin and shield for HX-BNC
DIE-R-BNC-*	Crimp tool die for pin and shield for HX-R-BNC
HT-BNC	Spanner tool for the pushPULL BNCs
HX-BNC	Crimp tool, frame (heavy duty)
HX-R-BNC	Crimp tool, frame
PT-BNC	BNC pliers tool

### Crimp die assignment for HX-BNC

### Crimp die assignment for HX-R-BNC

Crimp die	Hex crimp mm		Hex crimp inch		Center pin mm (square crimp)
	A	B	A	B	
DIE-BNC-CS	4.06	7.01	0.160	0.276	1.6
DIE-BNC-JD	5.41	4.53	0.213	0.178	1.6
DIE-BNC-PG	6.47	5.00	0.255	0.197	1.6
DIE-BNC-U	7.36	-	0.290	-	1.6
DIE-BNC-UG	7.36	5.00	0.290	0.197	1.6
DIE-BNC-Y	8.23	-	0.324	-	1.6

Crimp die	Hex crimp mm			Hex crimp inch			Center pin mm (square crimp)
	A	B	C	A	B	C	
DIE-R-BNC-PDC	6.47	4.53	4.06	0.255	0.178	0.160	1.6
DIE-R-BNC-PG	6.47	5.00	-	0.255	0.197	-	1.6
DIE-R-BNC-PJ	6.47	5.41	-	0.255	0.213	-	1.6
DIE-R-BNC-PS	6.47	7.01	-	0.255	0.276	-	1.6
DIE-R-BNC-PU	6.47	7.36	-	0.255	0.290	-	1.6
DIE-R-BNC-PY	6.47	8.23	-	0.255	0.324	-	1.6
DIE-R-BNC-Z	9.73	-	-	0.383	-	-	1.75 (Hex Crimp)
DIE-R-BNC-UG	7.36	5.00	-	0.290	0.197	-	1.6

## Данный компонент на территории Российской Федерации

### Вы можете приобрести в компании MosChip.

Для оперативного оформления запроса Вам необходимо перейти по данной ссылке:

<http://moschip.ru/get-element>

Вы можете разместить у нас заказ для любого Вашего проекта, будь то серийное производство или разработка единичного прибора.

В нашем ассортименте представлены ведущие мировые производители активных и пассивных электронных компонентов.

Нашей специализацией является поставка электронной компонентной базы двойного назначения, продукции таких производителей как XILINX, Intel (ex.ALTERA), Vicor, Microchip, Texas Instruments, Analog Devices, Mini-Circuits, Amphenol, Glenair.

Сотрудничество с глобальными дистрибьюторами электронных компонентов, предоставляет возможность заказывать и получать с международных складов практически любой перечень компонентов в оптимальные для Вас сроки.

На всех этапах разработки и производства наши партнеры могут получить квалифицированную поддержку опытных инженеров.

Система менеджмента качества компании отвечает требованиям в соответствии с ГОСТ Р ИСО 9001, ГОСТ РВ 0015-002 и ЭС РД 009

### Офис по работе с юридическими лицами:

105318, г.Москва, ул.Щербаковская д.3, офис 1107, 1118, ДЦ «Щербаковский»

Телефон: +7 495 668-12-70 (многоканальный)

Факс: +7 495 668-12-70 (доб.304)

E-mail: [info@moschip.ru](mailto:info@moschip.ru)

Skype отдела продаж:

moschip.ru

moschip.ru\_4

moschip.ru\_6

moschip.ru\_9