

RoHS  **233 Series, 5 x 20 mm, Medium-Acting Fuse**


Description

5x20mm medium-acting glass body fuse designed to UL specification.

Features

- Designed to UL/CSA/ANCE 248 Standard
- Available in cartridge and axial lead format
- RoHS compliant and lead-free

Applications

Used as supplementary protection in appliance or utilization equipment to provide individual protection for components or internal circuits.

Agency Approvals

| Agency | Agency File Number | Ampere Range |
|---|---|---------------------|
|  | Cartridge Certificates: NBK190609-JP1021A NBK030609-JP1021B | 1A – 5A 6A – 10A |
| | Leaded Certificates: NBK190609-JP1021B NBK030609-JP1021D | 1A – 5A 6A – 10A |
|  | Certificates: SU05001 – 2010 | 1A – 6.5A |
|  | Listed File: E10480 Guide: JDYX | 1A – 10A |
|  | File: 029862 Acc. Class: LR1422-01 | 1A – 6A 8A – 10A |
|  | | 1A – 10A |

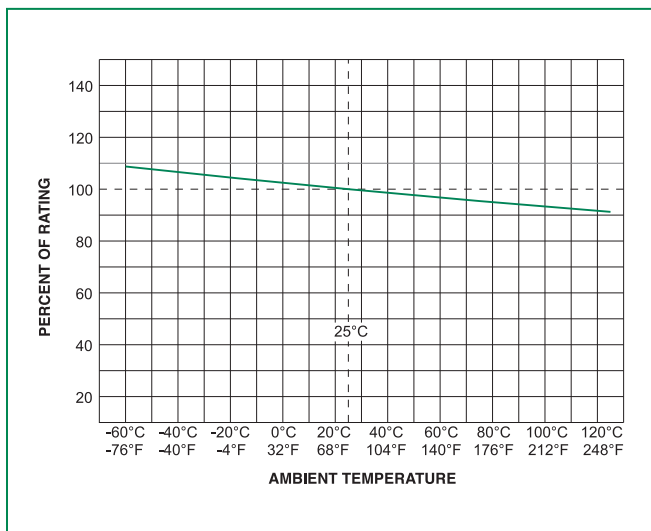
Electrical Characteristics for Series

| % of Ampere Rating | Ampere Rating | Opening Time |
|--------------------|---------------|--------------------------------|
| 100% | 1A – 3.5A | 4 hours, Minimum |
| | 4A – 7A | 1 hour, Minimum |
| | 8A – 10A | 1 hour, Minimum |
| 135% | 1A – 3.5A | 15 sec., Min; 1500 sec., Max. |
| | 4A – 7A | 15 sec., Min; 1500 sec., Max. |
| | 8A – 10A | 3 sec., Min; 3600 sec., Max. |
| 200% | 1A – 3.5A | .60 sec., Min; 3 sec., Max. |
| | 4A – 7A | .60 sec., Min; 3 sec., Max. |
| | 8A – 10A | 0.4 sec., Min; 2.25 sec., Max. |

Electrical Characteristic Specifications by Item

| Amp Code | Amp Rating (A) | Voltage Rating (V) | Interrupting Rating | Nominal Cold Resistance (Ohms) | Nominal Melting I ² t (A ² sec) | Agency Approvals | | | | |
|----------|----------------|--------------------|---------------------|--------------------------------|---|---|---|---|---|---|
| | | | | | |  |  |  |  |  |
| 001. | 1 | 125 | 10,000A @ 125 VAC | 0.1750 | 1.97500 | x | x | x | x | x |
| 1.25 | 1.25 | 125 | | 0.1263 | 3.39000 | x | x | x | x | x |
| 01.6 | 1.6 | 125 | | 0.0880 | 6.14000 | x | x | x | x | x |
| 002. | 2 | 125 | | 0.0684 | 9.97000 | x | x | x | x | x |
| 02.5 | 2.5 | 125 | | 0.0521 | 17.04500 | x | x | x | x | x |
| 003. | 3 | 125 | | 0.0431 | 26.24000 | x | x | x | x | x |
| 3.15 | 3.15 | 125 | | 0.0380 | 29.79500 | x | x | x | x | x |
| 03.5 | 3.5 | 125 | | 0.0322 | 36.27500 | x | x | x | x | x |
| 004. | 4 | 125 | | 0.0293 | 51.61000 | x | x | x | x | x |
| 005. | 5 | 125 | | 0.0217 | 89.97500 | x | x | x | x | x |
| 006. | 6 | 125 | | 0.0179 | 131.45500 | x | x | x | x | x |
| 06.3 | 6.3 | 125 | | 0.0166 | 151.90500 | x | x | x | x | x |
| 007. | 7 | 125 | | 0.0137 | 157.31000 | x | x | | x | |
| 008. | 8 | 125 | | 0.0084 | 169.43500 | x | x | x | x | |
| 010. | 10 | 125 | | 0.0066 | 274.11500 | x | x | x | x | |

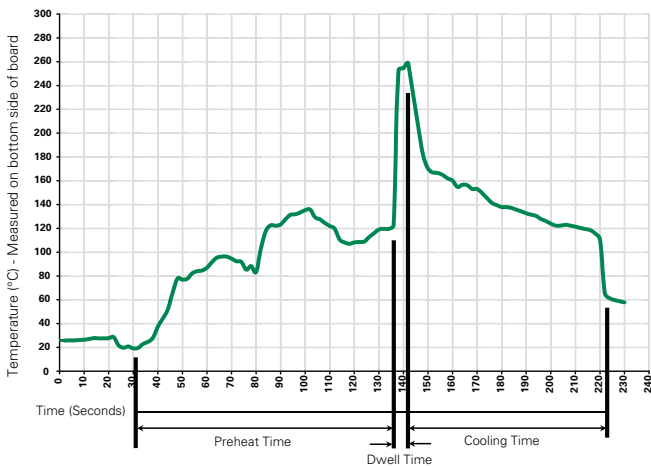
Temperature Derating Curve



Average Time Current Curves



Soldering Parameters - Wave Soldering



Recommended Process Parameters:

| Wave Parameter | Lead-Free Recommendation |
|---|--------------------------|
| Preheat: (Depends on Flux Activation Temperature) (Typical Industry Recommendation) | |
| Temperature Minimum: | 100° C |
| Temperature Maximum: | 150° C |
| Preheat Time: | 60-180 seconds |
| Solder Pot Temperature: | 260° C Maximum |
| Solder Dwell Time: | 2-5 seconds |

Recommended Hand-Solder Parameters:

Solder Iron Temperature: 350° C +/- 5°C
Heating Time: 5 seconds max.

Note: These devices are not recommended for IR or Convection Reflow process.

Product Characteristics

| | |
|--------------------------|---|
| Materials | Body: Glass Cap: Nickel-plated brass Leads: Tin-plated Copper |
| Terminal Strength | MIL-STD-202G, Method 211A, Test Condition A |
| Solderability | Reference IEC 60127 Second Edition 2003-01 Annex A |
| Product Marking | Cap 1: Brand logo, current and voltage rating Cap 2: Series and agency approval markings |
| Packaging | Available in Bulk (M=1000 pcs/pkg) or on Tape/Reel (MRET1=1000 pcs/reel) |

| | |
|------------------------------|---|
| Operating Temperature | -55°C to +125°C |
| Thermal Shock | MIL-STD-202G, Method 107G, Test Condition B: (5 cycles -65°C to +125°C) |
| Vibration | MIL-STD-202G, Method 201A |
| Humidity | MIL-STD-202G, Method 103B, Test Condition A. high RH (95%) and elevated temp (40°C) for 240 hours |
| Salt Spray | MIL-STD-202G, Method 101D, Test Condition B |

Dimensions

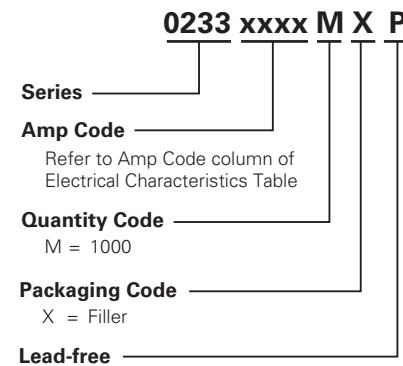


All dimensions in mm

Notes:

* Ratings above 6.3A have 0.8 mm dia lead

Part Numbering System



Packaging

| Packaging Option | Packaging Specification | Quantity | Quantity & Packaging Code | Taping Width |
|-------------------|-------------------------|----------|---------------------------|------------------|
| 233 Series | | | | |
| Bulk | N/A | 1000 | MX | N/A |
| Bulk | N/A | 1000 | MXE | N/A |
| Reel and Tape | EIA 296-E | 1000 | MRET1 | T1=53mm (2.087") |
| Bulk | N/A | 1000 | MXB | N/A |

Данный компонент на территории Российской Федерации

Вы можете приобрести в компании MosChip.

Для оперативного оформления запроса Вам необходимо перейти по данной ссылке:

<http://moschip.ru/get-element>

Вы можете разместить у нас заказ для любого Вашего проекта, будь то серийное производство или разработка единичного прибора.

В нашем ассортименте представлены ведущие мировые производители активных и пассивных электронных компонентов.

Нашей специализацией является поставка электронной компонентной базы двойного назначения, продукции таких производителей как XILINX, Intel (ex.ALTERA), Vicor, Microchip, Texas Instruments, Analog Devices, Mini-Circuits, Amphenol, Glenair.

Сотрудничество с глобальными дистрибьюторами электронных компонентов, предоставляет возможность заказывать и получать с международных складов практически любой перечень компонентов в оптимальные для Вас сроки.

На всех этапах разработки и производства наши партнеры могут получить квалифицированную поддержку опытных инженеров.

Система менеджмента качества компании отвечает требованиям в соответствии с ГОСТ Р ИСО 9001, ГОСТ РВ 0015-002 и ЭС РД 009

Офис по работе с юридическими лицами:

105318, г.Москва, ул.Щербаковская д.3, офис 1107, 1118, ДЦ «Щербаковский»

Телефон: +7 495 668-12-70 (многоканальный)

Факс: +7 495 668-12-70 (доб.304)

E-mail: info@moschip.ru

Skype отдела продаж:

moschip.ru

moschip.ru_4

moschip.ru_6

moschip.ru_9