

Relay Module - PLC-RPT-110UC/21/RW - 2900320

Please be informed that the data shown in this PDF Document is generated from our Online Catalog. Please find the complete data in the user's documentation. Our General Terms of Use for Downloads are valid (<http://phoenixcontact.com/download>)



PLC-INTERFACE for railway applications, consisting of basic terminal block with push-in connection and plug-in miniature relay with power contact, range: $0.7 \times U_N$ to $1.25 \times U_N$, temperature class TX: -40°C to $+70^\circ\text{C}$, 1 PDT, input voltage 110 V DC

The illustration shows the version
PLC-RSP-24UC/21/RW

Product Features

- ✓ Optimum relay operation thanks to wide-range electronics
- ✓ Safe isolation according to DIN EN 50178 between coil and contact
- ✓ Vibration and shock resistance according to EN 50155
- ✓ Certified according to EN 50155
- ✓ Spring-cage and Push-in connection technology
- ✓ Temperature range from -40°C to $+70^\circ\text{C}$ ($+85^\circ\text{C}$ briefly)
- ✓ Input voltage range of 0.7 to $1.25 \times U_N$ ($1.4 \times U_N$ briefly)



Key commercial data

Packing unit	1 pc
Weight per Piece (excluding packing)	99.99 GRM
Custom tariff number	85364900
Country of origin	Germany

Technical data

Note

Utilization restriction	EMC: class A product, see manufacturer's declaration in the download area
-------------------------	---

Dimensions

Width	6.2 mm
Height	80 mm

Relay Module - PLC-RPT-110UC/21/RW - 2900320

Technical data

Dimensions

Depth	94 mm
-------	-------

Ambient conditions

Ambient temperature (operation)	-40 °C ... 70 °C (Temperature class TX)
Ambient temperature (storage/transport)	-40 °C ... 85 °C

Coil side

Nominal input voltage U_N	110 V DC
Input voltage range in reference to U_N	0.7 ... 1.25
Typical input current at U_N	2 mA
Typical response time	4 ms
Typical release time	4 ms
Operating voltage display	Yellow LED
Protective circuit	Bridge rectifier Bridge rectifier
	Free-wheeling diode Damping diode
	Surge protection
	RCZ filter
	Wide-range electronics

Contact side

Contact type	1 PDT
Contact material	AgSnO
Maximum switching voltage	250 V AC/DC (Separating plate PLC-ATP must be installed for voltages larger than 250 V (L1, L2, L3) between identical terminal blocks in adjacent modules.)
Minimum switching voltage	5 V (at 100 mA)
Maximum inrush current	on request
Min. switching current	10 mA (at 12 V)
Limiting continuous current	6 A (see derating curve)
Interrupting rating (ohmic load) max.	140 W (at 24 V DC)
	20 W (at 48 V DC)
	18 W (at 60 V DC)
	23 W (at 110 V DC)
	40 W (at 220 V DC)
	1500 VA (for 250 V AC)
Switching capacity in acc. with DIN VDE 0660/IEC 60947	1 A (at 24 V, DC13)
	0.2 A (at 110 V, DC13)
	0.1 A (at 220 V, DC13)
	3 A (at 24 V, AC15)

Relay Module - PLC-RPT-110UC/21/RW - 2900320

Technical data

Contact side

	3 A (at 120 V, AC15)
	3 A (at 230 V, AC15)

General

Test voltage relay winding/relay contact	4 kV _{rms} (50 Hz, 1 min.)
Operating mode	100% operating factor
Degree of protection	RT III (Relay)
	IP20 (Relay socket)
Mechanical service life	Approx. 2×10^7 cycles
Inflammability class according to UL 94	V0
Standards/regulations	EN 50155 (VDE 0115 part 200)
	EN 50178
	IEC 62103
	EN 61373
	EN 50121
Rated surge voltage / insulation	6 kV
Rated insulation voltage	250 V AC
Pollution degree	2
Surge voltage category	III
Mounting position	any
Assembly instructions	In rows with zero spacing

Connection data

Connection method	Push-in connection
Stripping length	8 mm
Conductor cross section stranded min.	0.14 mm ²
Conductor cross section stranded max.	2.5 mm ²
Conductor cross section solid min.	0.14 mm ²
Conductor cross section solid max.	2.5 mm ²
Conductor cross section AWG/kcmil max	14
Conductor cross section AWG/kcmil min.	26

Classifications

eCl@ss

eCl@ss 4.0	27371001
eCl@ss 4.1	27371001
eCl@ss 5.0	27371001

Relay Module - PLC-RPT-110UC/21/RW - 2900320

Classifications

eCl@ss

eCl@ss 5.1	27371001
eCl@ss 6.0	27371001
eCl@ss 7.0	27371001
eCl@ss 8.0	27371001

ETIM

ETIM 4.0	EC000196
ETIM 5.0	EC000196

UNSPSC

UNSPSC 6.01	30211916
UNSPSC 7.0901	39121515
UNSPSC 11	39121515
UNSPSC 12.01	39121515
UNSPSC 13.2	39121515

Approvals

Approvals

Approvals

UL Listed / cUL Listed / UL Recognized / cUL Recognized / GL / cULus Recognized / cULus Listed

Ex Approvals

Approvals submitted

Approval details

UL Listed

cUL Listed

Relay Module - PLC-RPT-110UC/21/RW - 2900320

Approvals

UL Recognized

cUL Recognized

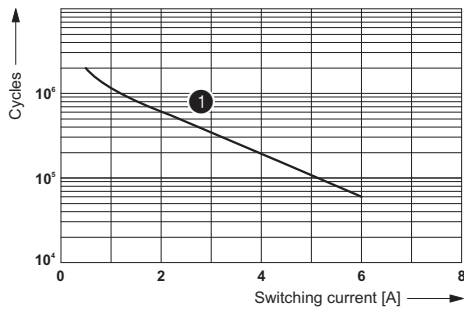
GL

cULus Recognized

cULus Listed

Drawings

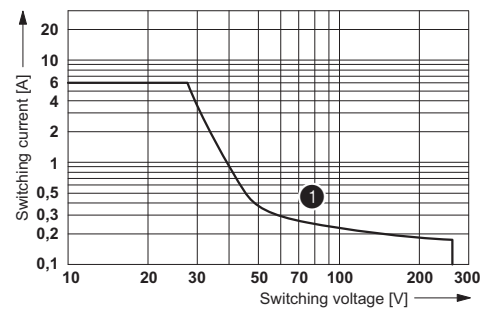
Diagram



1 250 V AC, ohmic load

Electrical service life

Diagram

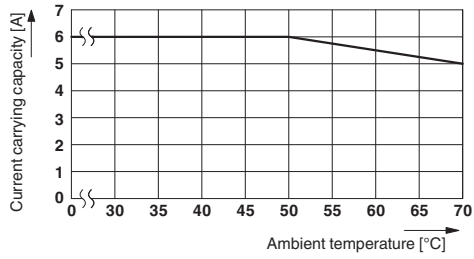


1 ohmic load

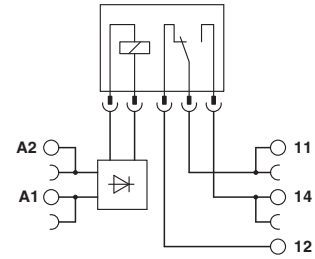
DC interrupting rating

Relay Module - PLC-RPT-110UC/21/RW - 2900320

Diagram



Circuit diagram



Derating diagram

Данный компонент на территории Российской Федерации

Вы можете приобрести в компании MosChip.

Для оперативного оформления запроса Вам необходимо перейти по данной ссылке:

<http://moschip.ru/get-element>

Вы можете разместить у нас заказ для любого Вашего проекта, будь то серийное производство или разработка единичного прибора.

В нашем ассортименте представлены ведущие мировые производители активных и пассивных электронных компонентов.

Нашей специализацией является поставка электронной компонентной базы двойного назначения, продукции таких производителей как XILINX, Intel (ex.ALTERA), Vicor, Microchip, Texas Instruments, Analog Devices, Mini-Circuits, Amphenol, Glenair.

Сотрудничество с глобальными дистрибьюторами электронных компонентов, предоставляет возможность заказывать и получать с международных складов практически любой перечень компонентов в оптимальные для Вас сроки.

На всех этапах разработки и производства наши партнеры могут получить квалифицированную поддержку опытных инженеров.

Система менеджмента качества компании отвечает требованиям в соответствии с ГОСТ Р ИСО 9001, ГОСТ РВ 0015-002 и ЭС РД 009

Офис по работе с юридическими лицами:

105318, г.Москва, ул.Щербаковская д.3, офис 1107, 1118, ДЦ «Щербаковский»

Телефон: +7 495 668-12-70 (многоканальный)

Факс: +7 495 668-12-70 (доб.304)

E-mail: info@moschip.ru

Skype отдела продаж:

moschip.ru

moschip.ru_4

moschip.ru_6

moschip.ru_9