

PatchLink™ Horizontal Cable Managers

specifications

Horizontal cable managers shall be capable of managing cables on the front and rear of any 19" EIA rack. The manager shall consist of a 1-piece construction that is molded out of plastic. Horizontal managers shall have pass through holes that incorporate integral bend radius control as well as fingers with rounded edges. The manager shall have rigid end fingers that incorporate integral bend radius control. Hinged covers shall allow access to the cable pathway without having to completely remove the cover from the manager.



technical information

Dimensions:

Part Number	RU	Height in (mm)	Width in (mm)	Depth in (mm)
WMP1E	2	3.5 (88.9)	19.0 (482.6)	8.9 (225.5)
WMPF1E	2	3.5 (88.9)	19.0 (482.6)	3.7 (93.7)
WMPH2E	2	3.5 (88.9)	19.0 (482.6)	8.9 (225.5)
WMPHF2E	2	3.5 (88.9)	19.0 (482.6)	3.7 (93.7)
WMPSE	1	1.7 (44.1)	19.0 (482.6)	8.9 (225.5)
WMPFSE	1	1.7 (44.1)	19.0 (482.6)	3.7 (93.7)
WMPLSE	1	1.7 (44.1)	19.0 (482.6)	7.9 (200.1)
WMPLFSE	1	1.7 (44.1)	19.0 (482.6)	2.7 (69.1)

Packaging: Cable managers include hinged cover(s), mounting hardware

key features and benefits

Integral bend radius control	Maintains bend radii as cables transition to and from horizontal and vertical pathways
Dual hinged cover	Opens upward or downward to provide easy access to cables in horizontal pathway without having to completely remove cover
Increased finger spacing	Provides larger area for high performance Category 6 cables
One piece, plastic construction	Provides durability and easy installation
Flexible fingers	Provide for easy installation and organizes cables simplifying moves, adds, and changes
Rounded edges on fingers	Protect cables from snags and damage to cable
Cable pass through holes	Provide ease of installation and cable maintenance

applications

Panduit® PatchLink™ Horizontal Cable Managers provide a neat and efficient way to manage patch cables on any EIA 19" rack. They can be used in multimedia applications to manage copper, fiber optic, and coax cables. Flexible fingers organize the patch cords simplifying moves, adds, and changes while the integral bend radius control and "closed" design protects the patch cables in the pathway. All of these features combine to provide the user with a horizontal

cable management solution that simplifies cable routing in a finished, professional appearance. When used with the Panduit® Mini-Com® patch panels, patch cords, vertical cable managers, and racks, the user receives a total system that satisfies functional and aesthetic requirements for telecommunications rooms.

www.panduit.com

2 RU Managers

Front and Rear, with bend radius clips:	WMPH2E
Front and Rear:	WMP1E
Front Only, with bend radius clips:	WMPHF2E
Front Only:	WMPF1E

1 RU Managers

Front and Rear:	WMPSE
Front and Rear, short depth:	WMPLSE
Front Only:	WMPFSE
Front Only, short depth:	WMPLFSE

Racks

2 post 19" EIA standard rack:	R2P^
4 post rack 7' 30" depth with #12-24 threaded rails:	R4P*^
4 post rack 7' 23" depth with #12-24 threaded rails:	R4P23*^
4 post rack 7' 36" depth with #12-24 threaded rails:	R4P36*^
4 post rack 7' 42" depth with #12-24 threaded rails:	R4P42*^

Panel Extender Brackets

1 RU:	PEB1
2 RU:	PEB2

Accessories

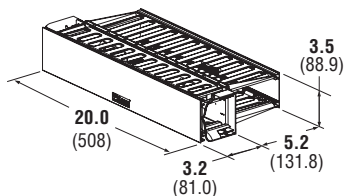
Cable retainers:	WR3E-X
-------------------------	--------

*Add "CN" for Cage Nut Rails

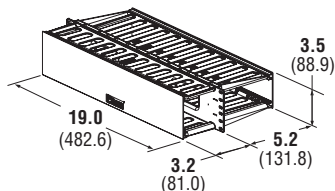
^Add suffix 96 to the end of the part number for 8 foot versions.

PatchLink™ Horizontal Cable Managers

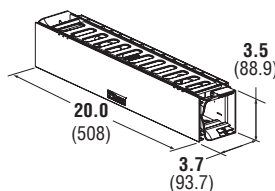
WMPH2E
with CMSRC2 Clips



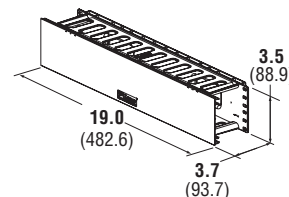
WMP1E



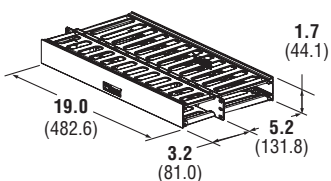
WMPHF2E
with CMSRC2 Clips



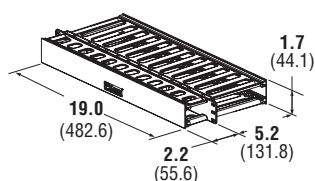
WMPF1E



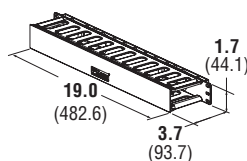
WMPSE



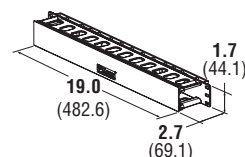
WMPLSE



WMPFSE



WMPLFSE



All managers have 17" long front covers except for the WMPH2E and WMPHF2E, which have 19 3/8" long front covers for complete coverage to vertical managers.

Cable Capacity Chart

Part Number	Front				Rear					
	Channel Area (in ²)	Cat. 6A (28AWG - 0.185")	Cat. 6A (24AWG - 0.275")	Cat. 6 (28AWG - 0.150")	Cat. 6 (24AWG - 0.235")	Channel Area (in ²)	Cat. 6A (28AWG - 0.185")	Cat. 6A (24AWG - 0.275")	Cat. 6 (28AWG - 0.150")	Cat. 6 (24AWG - 0.235")
WMP1E WMPF1E	6.8	101	45	153	62	9.1	134	60	204	83
WMPH2E WMPHF2E	6.8	101	45	153	62	9.1	134	60	204	83
WMPSE WMPFSE	2.7	40	18	61	25	4.6	68	30	104	42
WMPLSE WMPLFSE	1.7	25	11	38	15	4.6	68	30	104	42

Dimensions are in inches. (Dimensions in parenthesis are metric.)

WORLDWIDE SUBSIDIARIES AND SALES OFFICES

PANDUIT CANADA
Markham, Ontario
cs-cdn@panduit.com
Phone: 800.777.3300

PANDUIT EUROPE LTD.
London, UK
cs-emea@panduit.com
Phone: 44.20.8601.7200

PANDUIT SINGAPORE PTE. LTD.
Republic of Singapore
cs-ap@panduit.com
Phone: 65.6305.7575

PANDUIT JAPAN
Tokyo, Japan
cs-japan@panduit.com
Phone: 81.3.6863.6000

PANDUIT LATIN AMERICA
Jalisco, Mexico
cs-la@panduit.com
Phone: 52.33.3777.6000

PANDUIT AUSTRALIA PTY. LTD.
Victoria, Australia
cs-aus@panduit.com
Phone: 61.3.9794.9020

For a copy of Panduit product warranties, log on to www.panduit.com/warranty

PANDUIT®

For more information
Visit us at www.panduit.com
Contact Customer Service by email: cs@panduit.com
or by phone: 800-777-3300

©2016 Panduit Corp.
ALL RIGHTS RESERVED.
RKSP154--WW-ENG
Replaces WW-RKSP46
5/2016

Данный компонент на территории Российской Федерации

Вы можете приобрести в компании MosChip.

Для оперативного оформления запроса Вам необходимо перейти по данной ссылке:

<http://moschip.ru/get-element>

Вы можете разместить у нас заказ для любого Вашего проекта, будь то серийное производство или разработка единичного прибора.

В нашем ассортименте представлены ведущие мировые производители активных и пассивных электронных компонентов.

Нашей специализацией является поставка электронной компонентной базы двойного назначения, продукции таких производителей как XILINX, Intel (ex.ALTERA), Vicor, Microchip, Texas Instruments, Analog Devices, Mini-Circuits, Amphenol, Glenair.

Сотрудничество с глобальными дистрибьюторами электронных компонентов, предоставляет возможность заказывать и получать с международных складов практически любой перечень компонентов в оптимальные для Вас сроки.

На всех этапах разработки и производства наши партнеры могут получить квалифицированную поддержку опытных инженеров.

Система менеджмента качества компании отвечает требованиям в соответствии с ГОСТ Р ИСО 9001, ГОСТ РВ 0015-002 и ЭС РД 009

Офис по работе с юридическими лицами:

105318, г.Москва, ул.Щербаковская д.3, офис 1107, 1118, ДЦ «Щербаковский»

Телефон: +7 495 668-12-70 (многоканальный)

Факс: +7 495 668-12-70 (доб.304)

E-mail: info@moschip.ru

Skype отдела продаж:

moschip.ru

moschip.ru_4

moschip.ru_6

moschip.ru_9