


3M™ Pak 50 Power Ground Socket

.050" Straight and Right Angle Socket, with Power Ground Pin

P50 Series



- Power/ground contacts enable separation of power and signals
- EMLB power/ground contacts control static discharge and allow "hot board" replacement
- 2 amp power/ground contact rating for high current applications maximizes signal contact utilization
- RoHS Compliant. See the Regulatory Information Appendix (RIA) in the "RoHS Compliance" section of www.3Mconnector.com for compliance information (RIA E1 and C1 apply)

Date Modified: February 18, 2010

TS-2052-C
Sheet 1 of 3

Physical

Insulator:

Material: Glass Filled Nylon

Flammability: UL 94V-0

Color: Black

Contact Material: Phosphor Bronze

Plating:

Underplating: Nickel

Wiping Area: 10 μ " [.25 μ m] Gold

Solder Tails: Gold Flash

Retainer Clips: Tin-Copper

Mating Compatibility: TS-2051

Electrical

Current Rating: 0.5 A per Signal Contact, 2 A per Power Contact

Insulation Resistance: $> 1 \times 10^9 \Omega$ min. at 500 V_{DC}

Withstanding Voltage: 650 V_{AC} for 1 minute

Environmental

Temperature Rating: -55°C to +85°C

Process Rating: 260°C Wave Solder Compatible

UL File No.: E68080

3M™ Pak 50 Power Ground Socket

.050" Straight and Right Angle Socket, with Power Ground Pin

P50 Series

Product Table / Dimensions for Straight and Right Angle Sockets

Contact Quantity	A	B	C	D
20	25.43 [1.001]	20.32 [0.800]	15.43 [0.607]	11.43 [0.450]
26	29.24 [1.151]	24.13 [0.950]	19.24 [0.757]	15.24 [0.600]
30	31.78 [1.251]	26.67 [1.050]	21.78 [0.857]	17.78 [0.700]
32	33.05 [1.301]	27.94 [1.100]	23.05 [0.907]	19.05 [0.750]
34	34.32 [1.351]	29.21 [1.150]	24.32 [0.957]	20.32 [0.800]
40	38.13 [1.501]	33.02 [1.300]	28.13 [1.107]	24.13 [0.950]

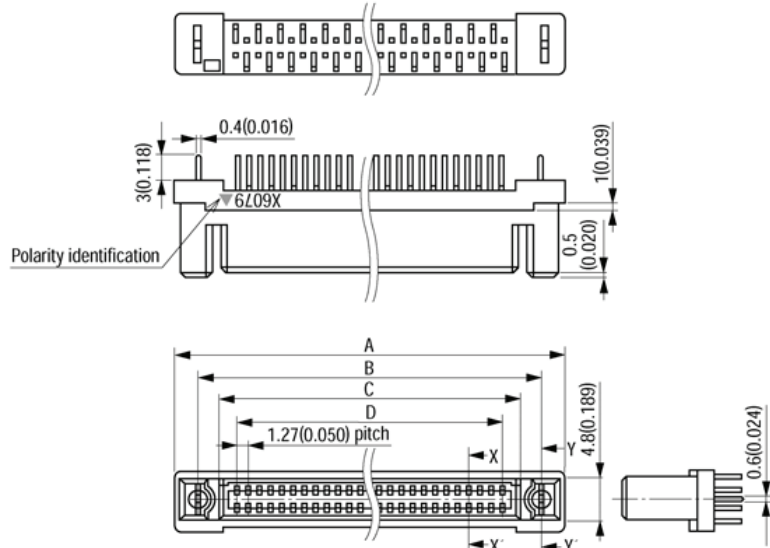
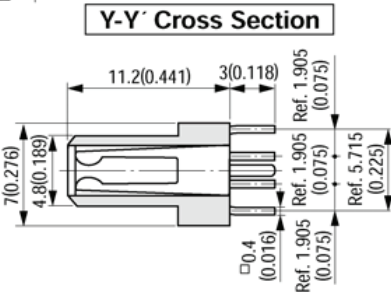
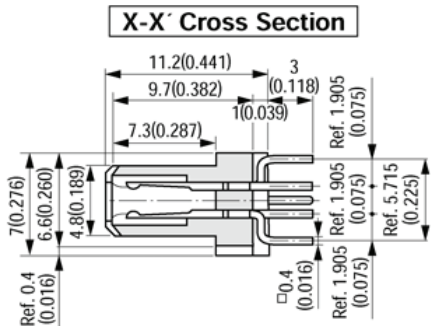
Contact Quantity	A	B	C	D
50	44.48 [1.751]	39.37 [1.550]	34.48 [1.357]	30.48 [1.200]
52	45.75 [1.801]	40.64 [1.593]	35.75 [1.407]	31.75 [1.250]
60	50.83 [2.001]	45.72 [1.800]	40.83 [1.607]	36.83 [1.450]
68	55.91 [2.201]	50.80 [2.000]	45.91 [1.807]	41.91 [1.650]
80	63.53 [2.501]	58.42 [2.300]	53.53 [2.107]	49.53 [1.950]
100	76.23 [3.001]	71.12 [2.800]	66.23 [2.607]	62.23 [2.450]

mm
[Inch]

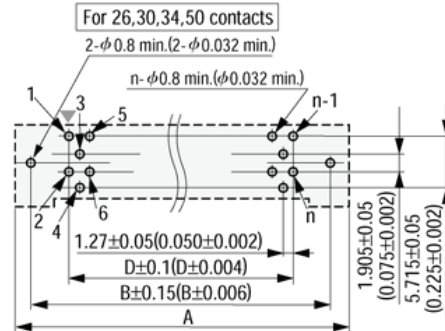
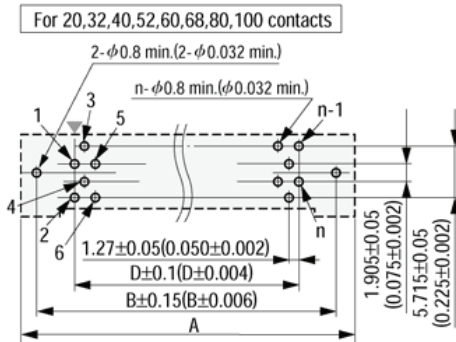
Tolerance Unless Noted	
mm	0.0
mm	± .1
mm	± .10

[] Dimensions used for Reference Only

Straight



Printed Circuit Board Layout (Component Side View)



▼ = Polarity identification
 Recommended PCB Thickness $t = 1.6 \pm 0.19 (0.063 \pm 0.007)$
 *n" is number of contacts.

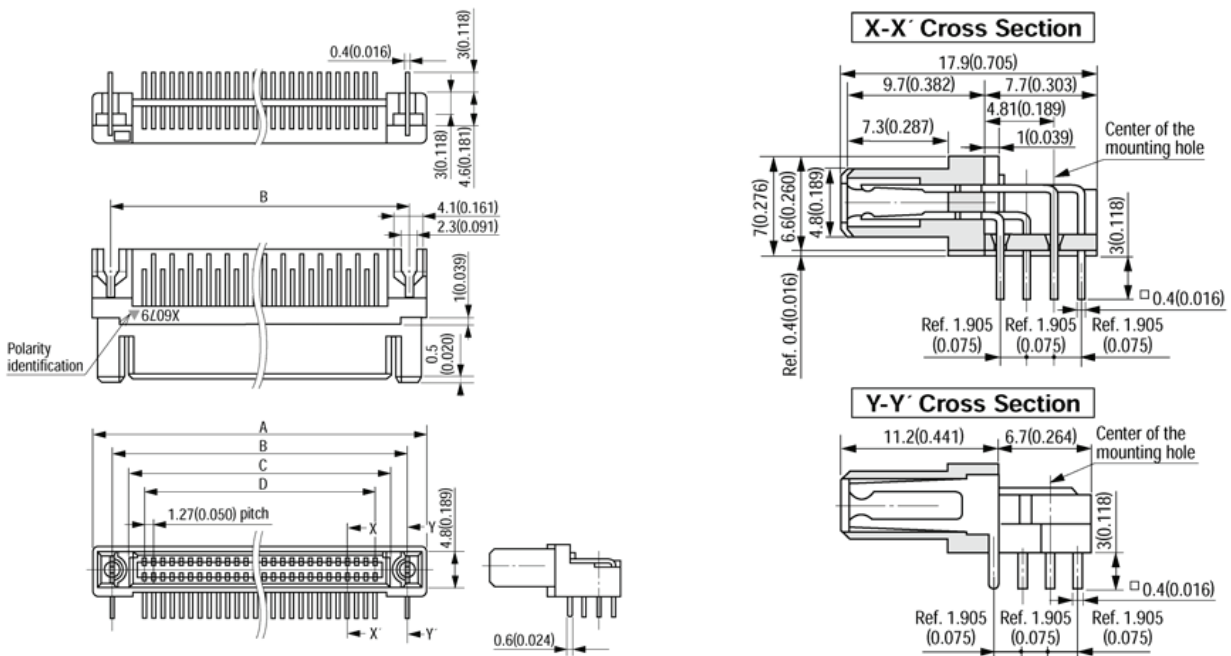
TS-2052-C
 Sheet 2 of 3

3M™ Pak 50 Power Ground Socket

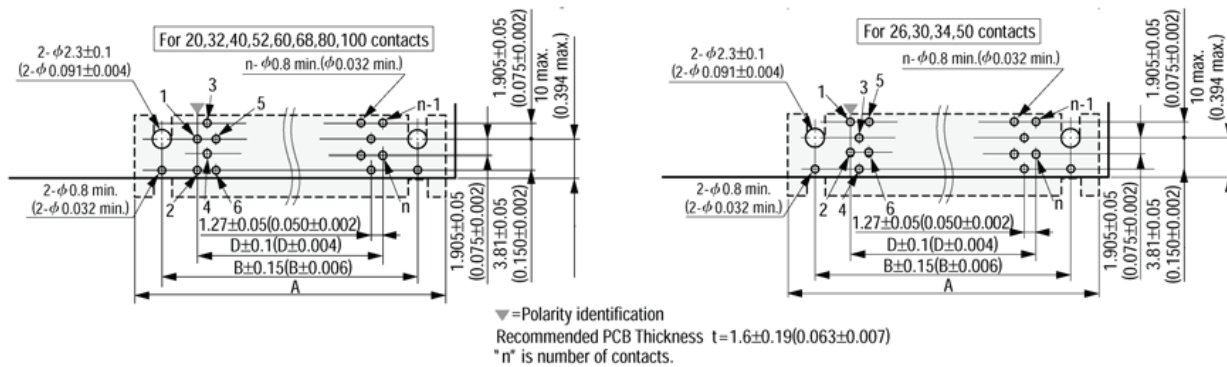
.050" Straight and Right Angle Socket, with Power Ground Pin

P50 Series

Right Angle



Printed Circuit Board Layout (Component Side View)



Ordering Information

P50 - XXX SG - XXX - EA (RIA E1 and C1 apply)

Contact Quantity:
See Table

Solder Tail Options:
S1 = Straight
SR1 = Right Angle

TS-2052-C
Sheet 3 of 3

Important Notice

All statements, technical information, and recommendations related to 3M's products are based on information believed to be reliable, but the accuracy or completeness is not guaranteed. Before using this product, you must evaluate it and determine if it is suitable for your intended application. You assume all risks and liability associated with such use. Any statements related to the product which are not contained in 3M's current publications, or any contrary statements contained on your purchase order shall have no force or effect unless expressly agreed upon, in writing, by an authorized officer of 3M.

Warranty; Limited Remedy; Limited Liability.

This product will be free from defects in material and manufacture for a period of one (1) year from the time of purchase. **3M MAKES NO OTHER WARRANTIES INCLUDING, BUT NOT LIMITED TO, ANY IMPLIED WARRANTY OF MERCHANTABILITY OR FITNESS FOR A PARTICULAR PURPOSE.** If this product is defective within the warranty period stated above, your exclusive remedy shall be, at 3M's option, to replace or repair the 3M product or refund the purchase price of the 3M product. **Except where prohibited by law, 3M will not be liable for any indirect, special, incidental or consequential loss or damage arising from this 3M product, regardless of the legal theory asserted.**

**3M Electronics Solutions Division**

6801 River Place Blvd.
Austin, TX 78726-9000
U.S.A.
1-800-225-5373
www.3Mconnector.com

Please recycle. Printed in USA.
© 3M 2010. All rights reserved.
RIA-2217B-E

3M is a trademark of 3M Company.

Данный компонент на территории Российской Федерации

Вы можете приобрести в компании MosChip.

Для оперативного оформления запроса Вам необходимо перейти по данной ссылке:

<http://moschip.ru/get-element>

Вы можете разместить у нас заказ для любого Вашего проекта, будь то серийное производство или разработка единичного прибора.

В нашем ассортименте представлены ведущие мировые производители активных и пассивных электронных компонентов.

Нашей специализацией является поставка электронной компонентной базы двойного назначения, продукции таких производителей как XILINX, Intel (ex.ALTERA), Vicor, Microchip, Texas Instruments, Analog Devices, Mini-Circuits, Amphenol, Glenair.

Сотрудничество с глобальными дистрибьюторами электронных компонентов, предоставляет возможность заказывать и получать с международных складов практически любой перечень компонентов в оптимальные для Вас сроки.

На всех этапах разработки и производства наши партнеры могут получить квалифицированную поддержку опытных инженеров.

Система менеджмента качества компании отвечает требованиям в соответствии с ГОСТ Р ИСО 9001, ГОСТ РВ 0015-002 и ЭС РД 009

Офис по работе с юридическими лицами:

105318, г.Москва, ул.Щербаковская д.3, офис 1107, 1118, ДЦ «Щербаковский»

Телефон: +7 495 668-12-70 (многоканальный)

Факс: +7 495 668-12-70 (доб.304)

E-mail: info@moschip.ru

Skype отдела продаж:

moschip.ru

moschip.ru_4

moschip.ru_6

moschip.ru_9