

Advantages of the Class 6 Solid State Relay

The Complete System Solution!



Optional Heat Sink
(SSR-HS-1)
Section 3 p.20



Optional Thermal Pad
(SSR-TP-1)
Section 3 p.21

We at Magnecraft strive to be your one-stop-shop for all of your solid state relay needs. The new line of 6 series solid-state relays give industrial relay users an energy-efficient current switching alternative. Depending on the application, these solid-state relays offer a number of advantages over electromechanical relays, including longer life cycles, less energy consumption and reduced maintenance costs. This is why great care and attention was given when developing the next generation of "Hockey Puck" style SSRs. These new SSRs will be finger-safe, fit a pre-cut heat transfer thermal pad (sold separately) and have the ability to be mounted onto a factory tested pre-drilled and tapped heat sink (sold separately).

Magnecraft's expertise in both SSR design and thermal management enables us to provide customers with a solution to their solid state relay requirements. This solution comes ready-to-use, virtually eliminating in-house assembly and complex heat sink calculations. Furthermore, each SSR, thermal pad (sold separately) and heat sink assembly (sold separately) utilizes the reliability and technology only available in our 6 series solid state relays. These features, coupled with Magnecraft's superior customer service and engineering support team, provide our customers with a level of convenience not easily found in the market today!



Evolut

Legacy

The Class 6 is also available with Blade Terminals.



The new finger-safe Class 6* "Hockey Puck" Style Solid State Relay (SSR) expands and enhances the current Magnecraft Solid State Relay product line.

This product features a finger-safe cover and LED Status Indicator. The optically coupled circuitry isolates the input from the output to give pure solid state performance. This product carries with it agency certifications from UL, CSA, and CE.

*Available for products up to 40 Amps (AC Load) and 12 Amps (DC Load).



Finger Safe
Protects Operators from live circuits.

Input Indication
Green LED.

Optically Coupled Circuit
NO Interference between separate circuits.

Solid State Circuitry
No Moving Parts Involved.

Internal Snubber
Protects from Transients.

Panel Mounting



New

Class 6 Solid State Relays/SPST-NO, SPST-NC, DPST-NO, 10-125 Amp Rating



NEW
NEW
NEW
NEW
NEW



General Specifications (@ 25° C) (UL 508)

	New Part # Superceding Part #	Units	6210AXXSZ5-AC90 6210ASX-1
Output Characteristics			
Number and type of Contacts			SPST-NO
Switching Device			SCR (2)
Current rating		A	10
Switching voltage		V	24....280 AC
Switching Type			Zero Cross
Maximum Rate of Rise Off State Voltage (dv/dt)		V/us	200
Incandescent Lamp Ampere Rating (rms)		A	8
Motor Load Rating (rms)		A	4.5
Min. Load current to maintain on		mA	50
Non-Repetitive Surge Current (1 cycle)		A	83
Max. RMS overload current (1 second)		A	24
Max. Off state leakage current (rms)		mA	8
Peak Blocking Voltage		Vpk	600
Typical On State Voltage Drop (rms)		V	1.6 AC
Max. On State Voltage Drop (rms)		V	1.6 AC
Maximum I ² T for Fusing (A ²)			72
Input Characteristics			
Voltage Range		V	90...280 AC/80...140 DC
Must Release Voltage		V	10 AC
Nominal Input Impedance		Ω	13K
Typical Input Current @ 5VDC or 240VAC		mA	20
Reverse Polarity Protection			N/A
Performance Characteristics			
Operating Time (response time)	On	ms	8.3
	Off	ms	8.3
Rated Insulation Voltage	Input to Output	V	4000 AC
	Terminals to Chassis	V	4000 AC
Environment			
Product certifications	Standard version		UR, CSA, CE
Ambient air temperature around the device	Storage	°C	-40...+100
	Operation	°C	-40...+80
Degree of protection			IP 20
Miscellaneous Characteristics			
Thermal Resistance (Junction to Case)		°C/W	3.5
Weight		g (oz)	100 (3.5)
LED	Input		Green
Input Terminals			M3.5 or equivalent
Output Terminals			M4 or equivalent
Mounting Screw Torque		Nm	1.0

SECTION 4



**Thermal Pad
(SSR-TP-1)**
Section 3 p.21



**Blade Terminals
DPST-NO**



**Heat Sink
(SSR-HS-1)**
Section 3 p.20

6225AXXSZS-AC90	6250AXXSZS-AC90	6275AXXSZS-AC90	6210AXXSZS-DC3	6225AXXSZS-DC3
6225ASX-1	6250ASX-1	6275ASX-1	6210DSX-1	6225DSX-1
SPST-NO	SPST-NO	SPST-NO	SPST-NO	SPST-NO
SCR (2)	SCR (2)	SCR (2)	SCR (2)	SCR (2)
25	50	75	10	25
24...280 AC	24...280 AC	24...280 AC	24...280 AC	24...280 AC
Zero Cross	Zero Cross	Zero Cross	Zero Cross	Zero Cross
500	500	500	200	500
16	39	39	8	16
8	14	25	4.5	8
120	250	250	50	120
250	520	1150	83	250
40	100	150	24	40
8	10	10	10	10
600	600	600	600	600
1.6 AC	1.1 AC	1.8 AC	1.6 AC	1.6 AC
1.6 AC	1.8 AC	1.8 AC	1.6 AC	1.6 AC
312	1250	5000	83	250
90...280 AC/80...140 DC	90...280 AC/80...140 DC	90...280 AC/80...140 DC	3...32	3...32
10 AC	10 AC	10 AC	1 DC	1 DC
13K	13K	13K	Current Regulator	Current Regulator
20	20	20	16	16
N/A	N/A	N/A	Yes	Yes
8.3	8.3	8.3	8.3	8.3
8.3	8.3	8.3	8.3	8.3
4000 AC	4000 AC	4000 AC	4000 AC	4000 AC
4000 AC	4000 AC	4000 AC	4000 AC	4000 AC
UR, CSA, CE	UR, CSA, CE	UR, CSA, CE	UR, CSA, CE	UR, CSA, CE
-40...+100	-40...+100	-40...+100	-40...+100	-40...+100
-40...+80	-40...+80	-40...+80	-40...+80	-40...+80
IP 20	IP 20	IP 20	IP 20	IP 20
1.02	0.63	0.6	3.50	1.02
100 (3.5)	135 (4.8)	200 (7.1)	100 (3.5)	100 (3.5)
Green	Green	Green	Green	Green
M3.5 or equivalent	M3.5 or equivalent	M3.5 or equivalent	M3.5 or equivalent	M3.5 or equivalent
M4 or equivalent	M4 or equivalent	M4 or equivalent	M4 or equivalent	M4 or equivalent
1.0	1.0	1.0	1.0	1.0

Class 6 Solid State Relays/SPST-NO, SPST-NC, DPST-NO, 10-125 Amp Rating *continued*



NEW
NEW
NEW
NEW
NEW



General Specifications (@ 25° C) (UL 508)

	New Part # Superceding Part #	Units	6250AXXSZS-DC3	6275AXXSZS-DC3
Output Characteristics				
Number and type of Contacts			6250DSX-1 SPST-NO	6275DSX-1 SPST-NO
Switching Device			SCR (2)	SCR (2)
Current rating		A	50	75
Switching voltage		V	24....280 AC	24....280 AC
Switching Type			Zero Cross	Zero Cross
Maximum Rate of Rise Off State Voltage (dv/dt)		V/us	500	500
Incandescent Lamp Ampere Rating (rms)		A	39	39
Motor Load Rating (rms)		A	14	25
Min. Load current to maintain on		mA	250	250
Non-Repetitive Surge Current (1 cycle)		A	520	1150
Max. RMS overload current (1 second)		A	100	150
Max. Off state leakage current (rms)		mA	8	10
Peak Blocking Voltage		Vpk	600	600
Typical On State Voltage Drop (rms)		V	1.8	1.8
Max. On State Voltage Drop (rms)		V	1.8	1.8
Maximum I ² T for Fusing (A ²)			1250	5000
Input Characteristics				
Voltage Range		V	3....32	3....32
Must Release Voltage		V	1 DC	1 DC
Nominal Input Impedance		Ω	Current Regulator	Current Regulator
Typical Input Current @ 5VDC or 240VAC		mA	16	16
Reverse Polarity Protection			Yes	Yes
Performance Characteristics				
Operating Time (response time)	On	ms	8.3	8.3
	Off	ms	8.3	8.3
Rated Insulation Voltage	Input to Output	V	4000 AC	4000 AC
Dielectric strength	Terminals to Chassis	V	4000 AC	4000 AC
Environment				
Product certifications	Standard version		UR, CSA, CE	UR, CSA, CE
Ambient air temperature around the device	Storage	°C	-40...+100	-40...+100
	Operation	°C	-40...+80	-40...+80
Degree of protection			IP 20	IP 20
Miscellaneous Characteristics				
Thermal Resistance (Junction to Case)		°C/W	0.63	0.6
Weight		g (oz)	135 (4.8)	200 (7.1)
LED	Input		Green	Green
Input Terminals			M3.5 or equivalent	M3.5 or equivalent
Output Terminals			M4 or equivalent	M4 or equivalent
Mouniting Screw Torque		Nm	1.0	1.0

SECTION 4



**Thermal Pad
(SSR-TP-1)**
Section 3 p.21



**Blade Terminals
DPST-NO**



**Heat Sink
(SSR-HS-1)**
Section 3 p.20

6210AXXTZS-DC3	6425BXXTZB-DC3*	6312AXXMDS-DC3	6325AXXMDS-DC3	6340AXXMDS-DC3
6210DTX-1	6425DTX-3*	6212DDX-1	6225DDX-1	6240DDX-1
SPST-NO	DPST-NO	SPST-NO	SPST-NO	SPST-NO
Triac	Alternistor	MOSFET	MOSFET	MOSFET
10	25	12	25	40
24....280 AC	48....480 AC	3....200 DC	3....200 DC	3....200 DC
Zero Cross	Zero Cross	DC Switching	DC Switching	DC Switching
250	250	N/A	N/A	N/A
16	N/A	N/A	N/A	N/A
8	N/A	N/A	N/A	N/A
120	80	20	20	20
250	250	27	50	90
80	80	N/A	N/A	N/A
10	10	8	8	8
300	300			
1.6	1.1	1.6	1.6	1.6
1.6	1.6	2.83	2.83	2.83
300	200	N/A	N/A	N/A
<hr/>				
3....32	3.5....32	3....32	3....32	3....32
1 DC	1 DC	1 DC	1 DC	1 DC
1.5 K	Current Regulator	1K	1K	1K
2	16	10	10	10
Yes	Yes	No	No	No
<hr/>				
8.3	8.3	300 μs	600 μs	600 μs
8.3	8.3	1	2.6	2.6
4000 AC	4000 AC	4000 AC	4000 AC	4000 AC
4000 AC	4000 AC	2500 AC	2500 AC	2500 AC
<hr/>				
UR, CSA, CE	UR, CSA, CE	UR, CSA, CE	UR, CSA, CE	UR, CSA, CE
-40...+100	-40...+100	-40...+100	-40...+100	-40...+100
-40...+80	-40...+80	-40...+80	-40...+80	-40...+80
IP 20	IP 20	IP 20	IP 20	IP 20
<hr/>				
1.45	1.20	1.06	1.06	1.06
100 (3.5)	100 (3.5)	110 (3.9)	135 (4.8)	135 (4.8)
Green	Green	Green	Green	Green
M3.5 or equivalent	0.187" QC	M3.5 or equivalent	M3.5 or equivalent	M3.5 or equivalent
M4 or equivalent	0.250" QC	M4 or equivalent	M4 or equivalent	M4 or equivalent
1.0	1.0	1.0	1.0	1.0

*Blade Terminal

Class 6 Solid State Relays/SPST-NO, SPST-NC, DPST-NO, 10-125 Amp Rating *continued*



NEW
NEW
NEW
NEW
NEW



Screw Terminals
SPST-NO



Blade Terminals
DPST-NO

*Finger-safe safety cover is available for products up to 40 Amps.



SECTION 4

Heat Sink/Class 6 SSR Relay

Thermal management is a fundamental consideration in the design and use of Solid State Relays (SSRs) because of the contact dissipation (typically 1 W per amp). It is, therefore, vital that sufficient heat sinking is provided, or the life and switching reliability of the SSR will be compromised. The unique design of the Magnecraft aluminum heat sink maximizes heat dissipation. This heat sink is available for Magnecraft's panel mount SSRs and ensures reliable operation when properly selected for the specific application. For ease of installation, all mounting holes are pre-drilled and tapped.

Optional Thermal Pad (SSR-TP-1)

See Section 3 p.21



Optional Heat Sink (SSR-HS-1)

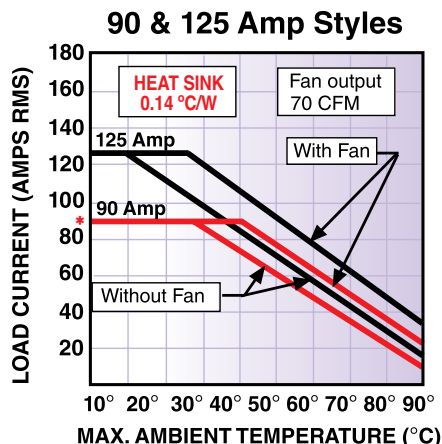
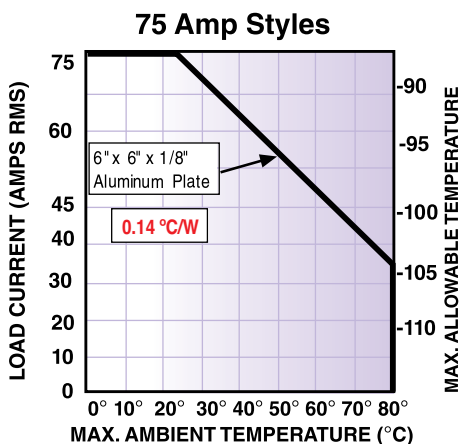
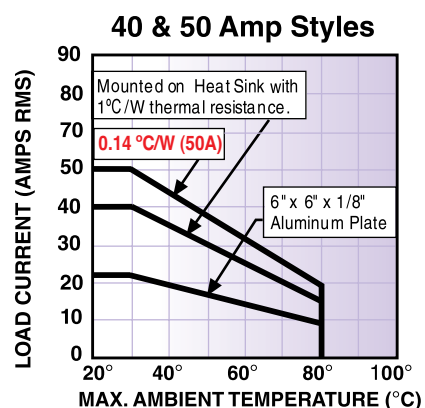
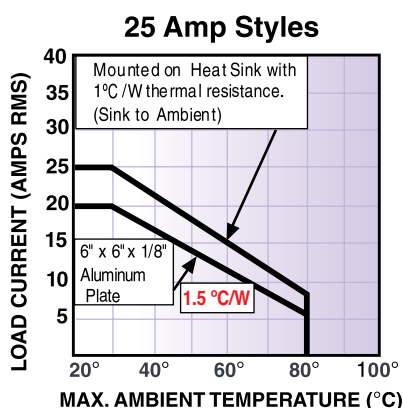
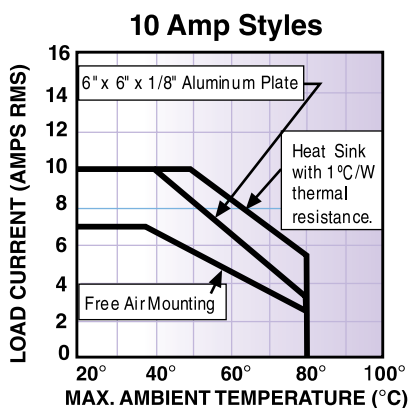
See Section 3 p.20



User Guide:

The Magnecraft SSR should be firmly mounted on a clean, smooth heat sink surface using thermally conductive or suitable thermal transfer pads.

- The Magnecraft heat sink matches heat dissipation requirements for Magnecraft 6 Series SSRs; up to 50 amps.
- The Magnecraft heat sink design achieves outstanding thermal efficiency.
- The Magnecraft heat sink is pre-drilled and tapped to suit the Magnecraft SSR 6 Series "hockey puck style" range.



* De-rating curve without fan.

Class 6 Solid State Relays/SPST-NO, SPST-NC, DPST-NO, 10-125 Amp Rating *continued*



NEW
NEW
NEW
NEW
NEW



Standard Part Numbers

BOLD-FACED PART NUMBERS ARE NORMALLY STOCKED

AC Operated, DUAL MARKED		Input Voltage Range	Output Voltage Range	Contact Configuration	Switching Type	Rated Current Load (Amps)
New Part #	Supercedes		SCR Output			
6210AXXSZS-AC90	W6210ASX-1	90...280 VAC	24...280 VAC	SPST-NO	Zero Cross	10
6225AXXSZS-AC90	W6225ASX-1	90...280 VAC	24...280 VAC	SPST-NO	Zero Cross	25
6240AXXSZS-AC90	W6240ASX-1	90...280 VAC	24...280 VAC	SPST-NO	Zero Cross	40
6250AXXSZS-AC90**	W6250ASX-1	90...280 VAC	24...280 VAC	SPST-NO	Zero Cross	50
6275AXXSZS-AC90**	W6275ASX-1	90...280 VAC	24...280 VAC	SPST-NO	Zero Cross	75
6410AXXSZS-AC90	W6410ASX-1	90...280 VAC	48...480 VAC	SPST-NO	Zero Cross	10
6425AXXSZS-AC90	W6425ASX-1	90...280 VAC	48...480 VAC	SPST-NO	Zero Cross	25
6440AXXSZS-AC90	W6440ASX-1	90...280 VAC	48...480 VAC	SPST-NO	Zero Cross	40
6450AXXSZS-AC90**	W6450ASX-1	90...280 VAC	48...480 VAC	SPST-NO	Zero Cross	50
6475AXXSZS-AC90**	W6475ASX-1	90...280 VAC	48...480 VAC	SPST-NO	Zero Cross	75
6690AXXSZS-AC90**	W6690ASX-1	90...280 VAC	48...600 VAC	SPST-NO	Zero Cross	90
66125AXXSZS-AC90**	W66125ASX-1	90...280 VAC	48...600 VAC	SPST-NO	Zero Cross	125
DC Operated, DUAL MARKED						
New Part #	Supercedes					
6210AXXSZS-DC3	W6210DSX-1	3...32 VDC	24...280 VAC	SPST-NO	Zero Cross	10
6225AXXSZS-DC3	W6225DSX-1	3...32 VDC	24...280 VAC	SPST-NO	Zero Cross	25
6240AXXSZS-DC3	W6240DSX-1	3...32 VDC	24...280 VAC	SPST-NO	Zero Cross	40
6250AXXSZS-DC3**	W6250DSX-1	3...32 VDC	24...280 VAC	SPST-NO	Zero Cross	50
6275AXXSZS-DC3**	W6275DSX-1	3...32 VDC	24...280 VAC	SPST-NO	Zero Cross	75
6410AXXSZS-DC3	W6410DSX-1	3...32 VDC	48...480 VAC	SPST-NO	Zero Cross	10
6425AXXSZS-DC3	W6425DSX-1	3...32 VDC	48...480 VAC	SPST-NO	Zero Cross	25
6440AXXSZS-DC3	W6440DSX-1	3...32 VDC	48...480 VAC	SPST-NO	Zero Cross	40
6450AXXSZS-DC3**	W6450DSX-1	3...32 VDC	48...480 VAC	SPST-NO	Zero Cross	50
6475AXXSZS-DC3**	W6475DSX-1	3...32 VDC	48...480 VAC	SPST-NO	Zero Cross	75
6690AXXSZS-DC3**	W6690DSX-1	3...32 VDC	48...600 VAC	SPST-NO	Zero Cross	90
66125AXXSZS-DC3**	W66125DSX-1	3...32 VDC	48...600 VAC	SPST-NO	Zero Cross	125
DC Operated, DUAL MARKED						
New Part #	Supercedes		TRIAC Output			
6210AXXTZS-DC3	W6210DTX-1	3...32 VDC	24...280 VAC	SPST-NO	Zero Cross	10
6225AXXTZS-DC3	W6225DTX-1	3...32 VDC	24...280 VAC	SPST-NO	Zero Cross	25
6240AXXTZS-DC3	W6240DTX-1	3...32 VDC	24...280 VAC	SPST-NO	Zero Cross	40
6210BXXTZB-DC3	W6210DTX-3	3...32 VDC	24...280 VAC	DPST-NO	Zero Cross	10
6210XXATRS-DC3	W6210DTX-4	3...32 VDC	24...280 VAC	SPST-NC	Random	10
6225XXATRS-DC3	W6225DTX-4	3...32 VDC	24...280 VAC	SPST-NC	Random	25
6240XXATRS-DC3	W6240DTX-4	3...32 VDC	24...280 VAC	SPST-NC	Random	40
6410AXXTZS-DC3	W6410DTX-1	3...32 VDC	48...480 VAC	SPST-NO	Zero Cross	10
6425AXXTZS-DC3	W6425DTX-1	3...32 VDC	48...480 VAC	SPST-NO	Zero Cross	25
6440AXXTZS-DC3	W6440DTX-1	3...32 VDC	48...480 VAC	SPST-NO	Zero Cross	40
DC Operated, DUAL MARKED						
New Part #	Supercedes		MOSFET Output			
6312AXXMDS-DC3	W6212DDX-1	3...32 VDC	3...200 VDC	SPST-NO	Random	12
6325AXXMDS-DC3**	W6225DDX-1	3...32 VDC	3...200 VDC	SPST-NO	Random	25
6340AXXMDS-DC3**	W6240DDX-1	3...32 VDC	3...200 VDC	SPST-NO	Random	40

**Only Legacy (superceding) part is currently available.

SECTION 4

Данный компонент на территории Российской Федерации

Вы можете приобрести в компании MosChip.

Для оперативного оформления запроса Вам необходимо перейти по данной ссылке:

<http://moschip.ru/get-element>

Вы можете разместить у нас заказ для любого Вашего проекта, будь то серийное производство или разработка единичного прибора.

В нашем ассортименте представлены ведущие мировые производители активных и пассивных электронных компонентов.

Нашей специализацией является поставка электронной компонентной базы двойного назначения, продукции таких производителей как XILINX, Intel (ex.ALTERA), Vicor, Microchip, Texas Instruments, Analog Devices, Mini-Circuits, Amphenol, Glenair.

Сотрудничество с глобальными дистрибьюторами электронных компонентов, предоставляет возможность заказывать и получать с международных складов практически любой перечень компонентов в оптимальные для Вас сроки.

На всех этапах разработки и производства наши партнеры могут получить квалифицированную поддержку опытных инженеров.

Система менеджмента качества компании отвечает требованиям в соответствии с ГОСТ Р ИСО 9001, ГОСТ РВ 0015-002 и ЭС РД 009

Офис по работе с юридическими лицами:

105318, г.Москва, ул.Щербаковская д.3, офис 1107, 1118, ДЦ «Щербаковский»

Телефон: +7 495 668-12-70 (многоканальный)

Факс: +7 495 668-12-70 (доб.304)

E-mail: info@moschip.ru

Skype отдела продаж:

moschip.ru

moschip.ru_4

moschip.ru_6

moschip.ru_9