

Wire Wound Chip Balun Wide Band Transformer

ABT-8



RoHS / RoHS II Compliant



2.0 x 1.2 x 1.2mm

FEATURES

- Small size and low profile SMT package
- Low insertion loss within working frequency range
- 1:1 impedance ratio
- Excellent solderability

APPLICATIONS:

- Balanced unbalanced transformation between antenna and cable for TV tuner, STB

ELECTRICAL SPECIFICATIONS:

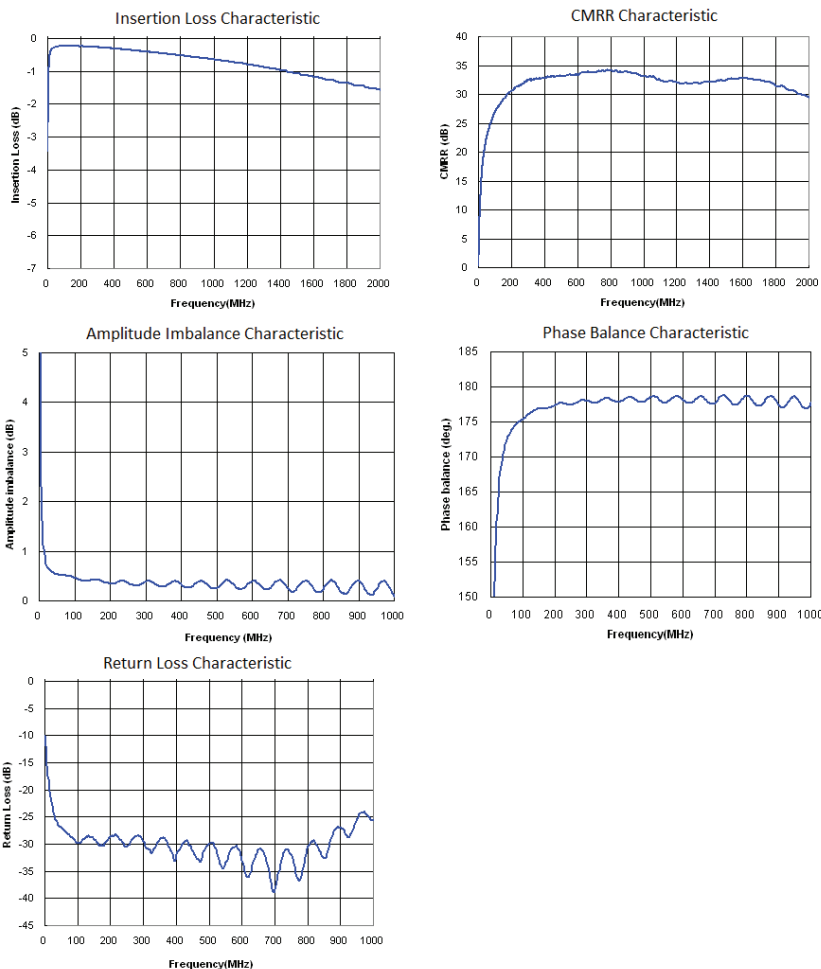
Operating Temperature: -40°C to +85°C

Storage Temperature: -10°C to +40°C, 70% RH max. in tape and reel

Part Number	Frequency Range (MHz)	Unbalance /Balance Impedance (ohm)	DC Resistance (Ω) Max	Rated Current (mA) Max	Insertion Loss max (dB)	CMRR min (dB)	Rated Voltage (Vdc)	Withstand Voltage (Vdc)	Insulation Resistance Min. (MΩ)
ABT-8-75-1	45~870	75/75	0.80	200	1.0	20	50	125	10
ABT-8-50-1	45~870	50/50	0.80	200	1.2	20	50	125	10
ABT-8-75-2	50~1200	75/75	0.40	300	1.5	20	50	125	10
ABT-8-75-3	1000~1500	75/75	0.42	290	1.4	20	50	125	10

ELECTRICAL CHARACTERISTIC CURVES

ABT-8-75-1



Wire Wound Chip Balun Wide Band Transformer

ABT-8



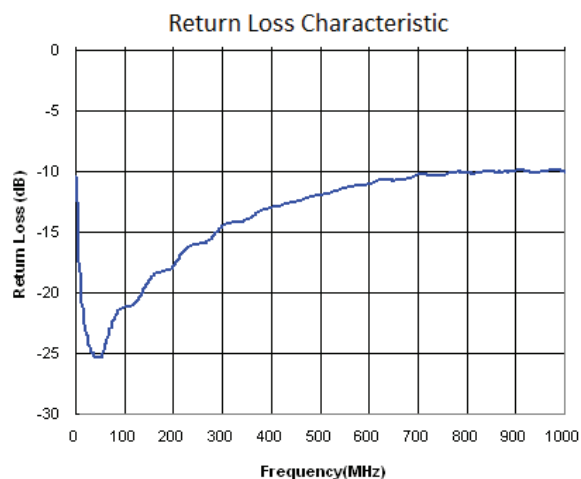
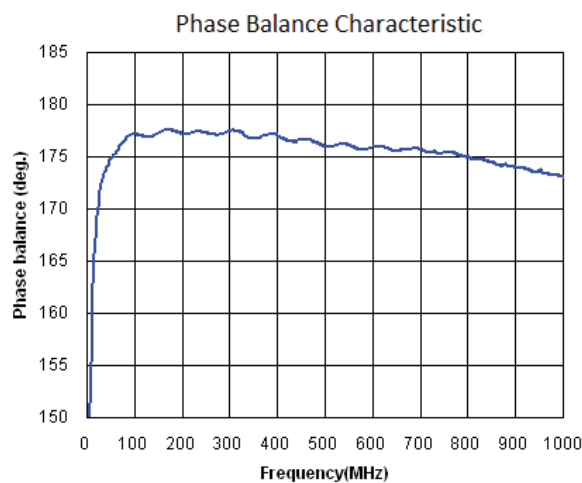
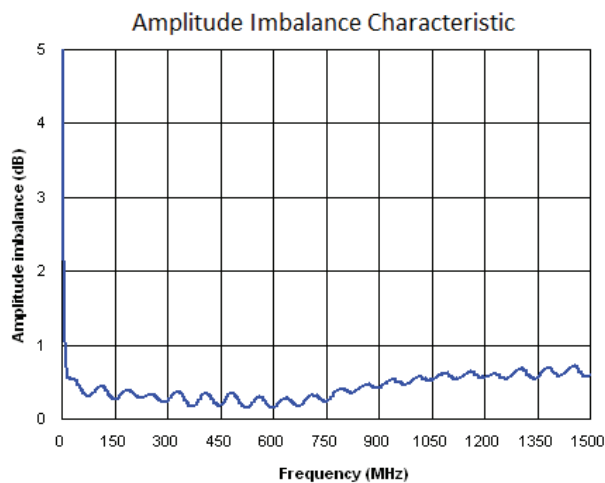
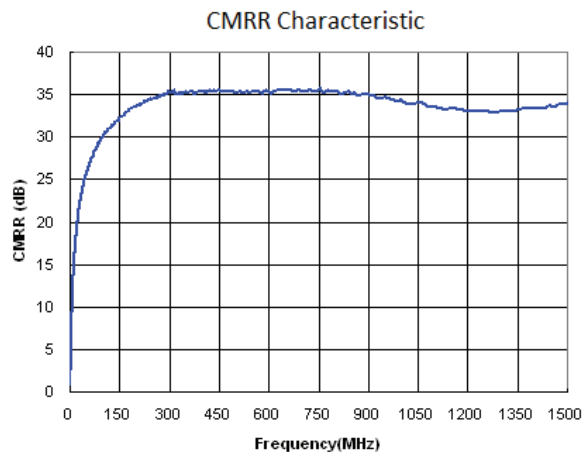
RoHS / RoHS II Compliant



2.0 x 1.2 x 1.2mm

ELECTRICAL CHARACTERISTIC CURVES

ABT-8-50-1



Wire Wound Chip Balun Wide Band Transformer

ABT-8



RoHS / RoHS II Compliant

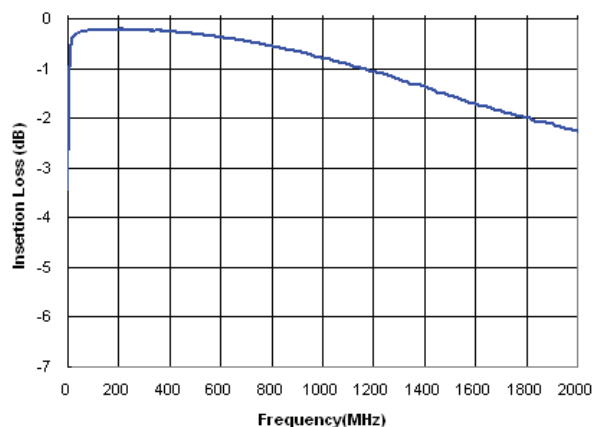


2.0 x 1.2 x 1.2mm

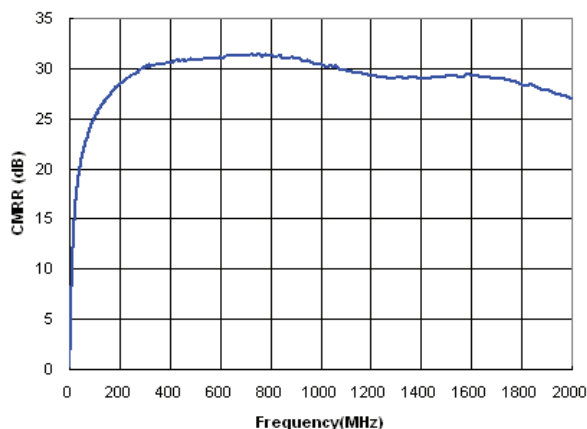
ELECTRICAL CHARACTERISTIC CURVES

ABT-8-75-2

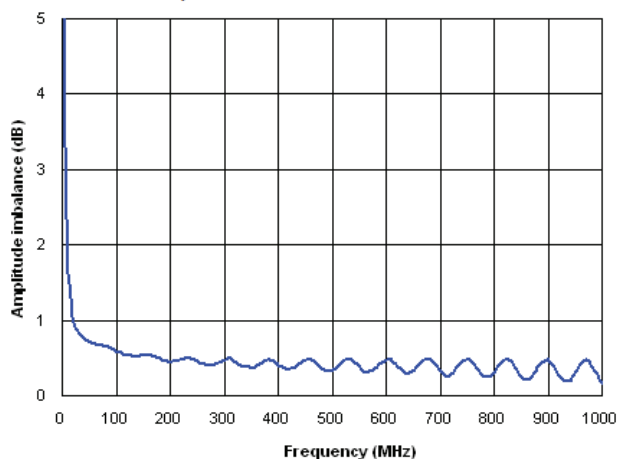
Insertion Loss Characteristic



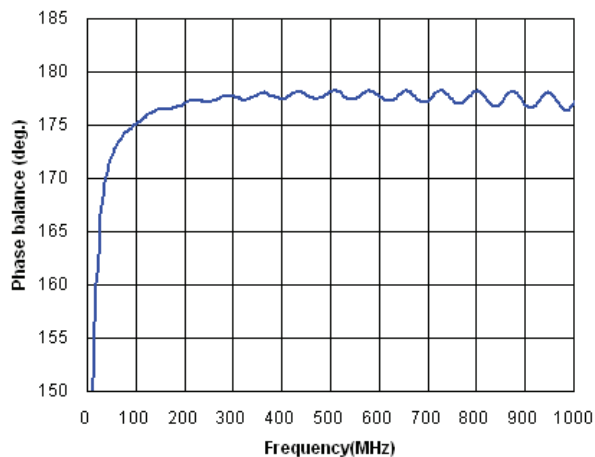
CMRR Characteristic



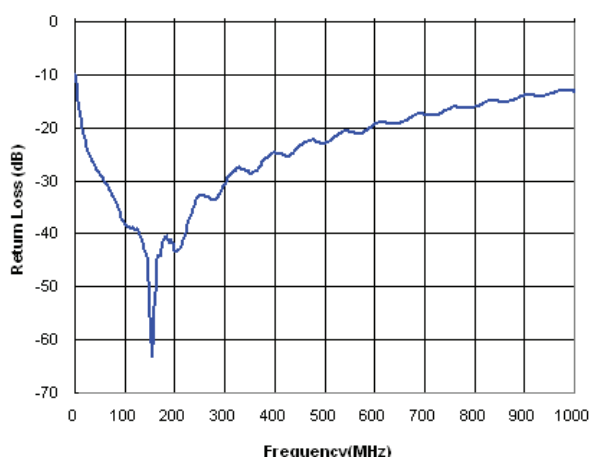
Amplitude Imbalance Characteristic



Phase Balance Characteristic



Return Loss Characteristic



Wire Wound Chip Balun Wide Band Transformer

ABT-8



RoHS / RoHS II Compliant

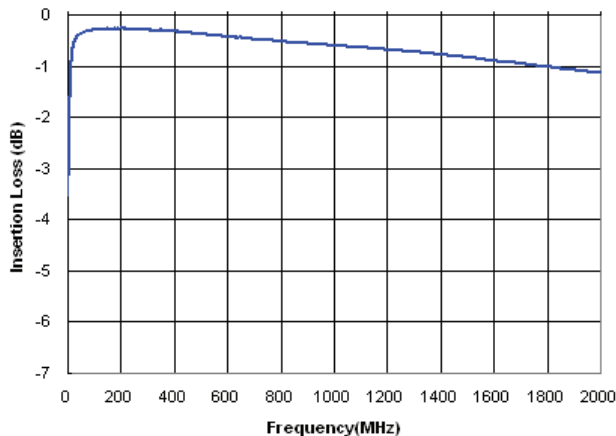


2.0 x 1.2 x 1.2mm

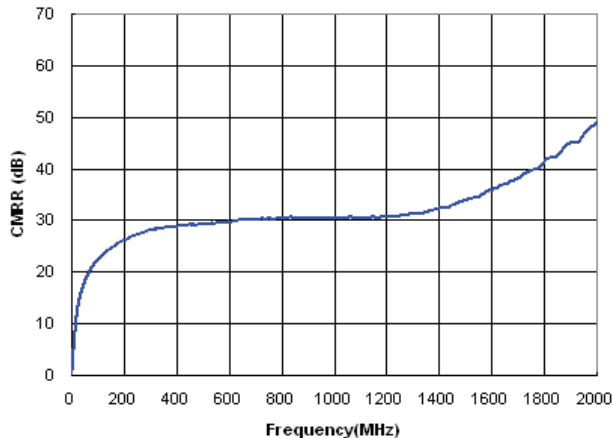
ELECTRICAL CHARACTERISTIC CURVES

ABT-8-75-3

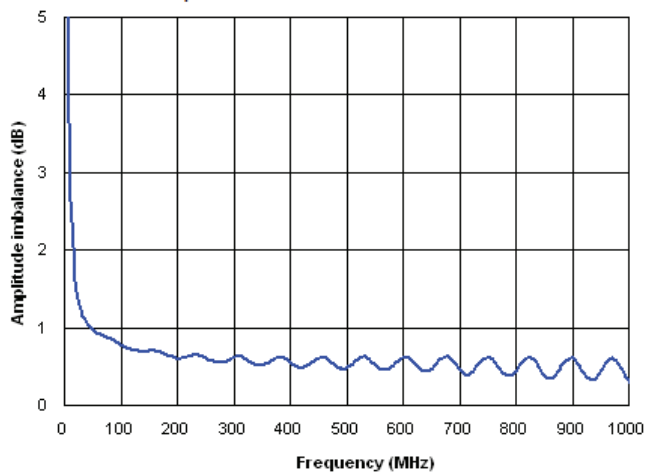
Insertion Loss Characteristic



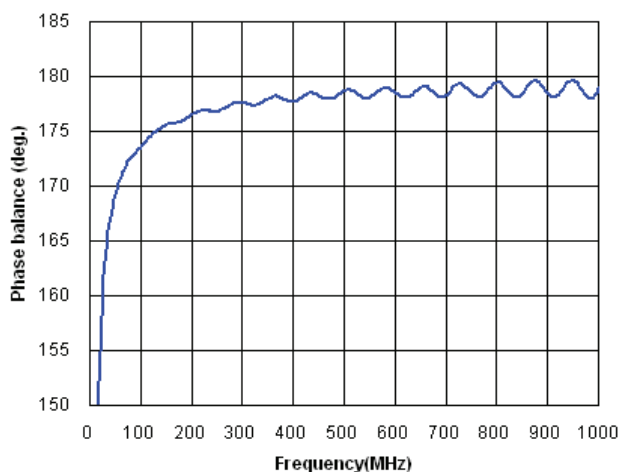
CMRR Characteristic



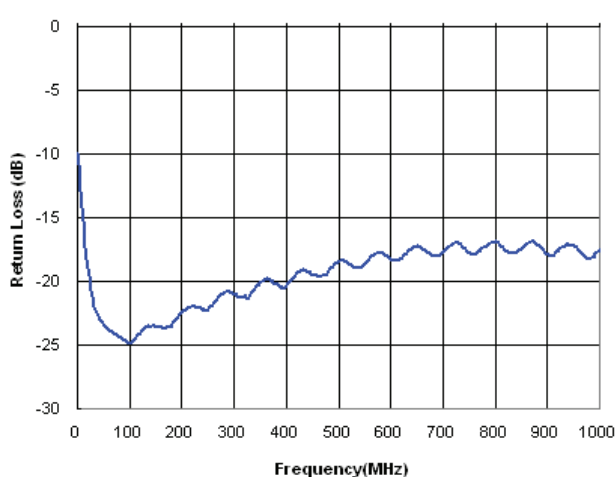
Amplitude Imbalance Characteristic



Phase Balance Characteristic



Return Loss Characteristic



Wire Wound Chip Balun Wide Band Transformer

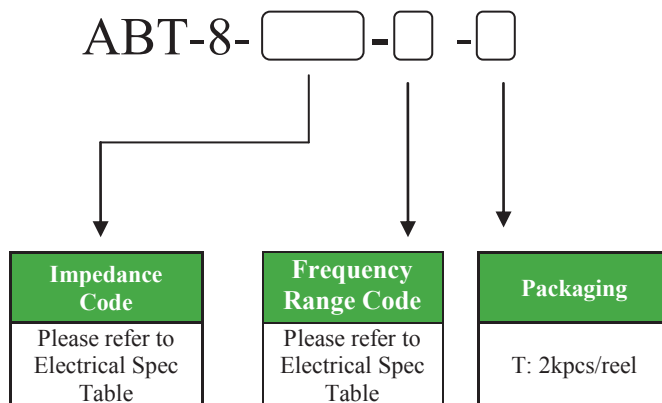
ABT-8

 RoHS / RoHS II Compliant

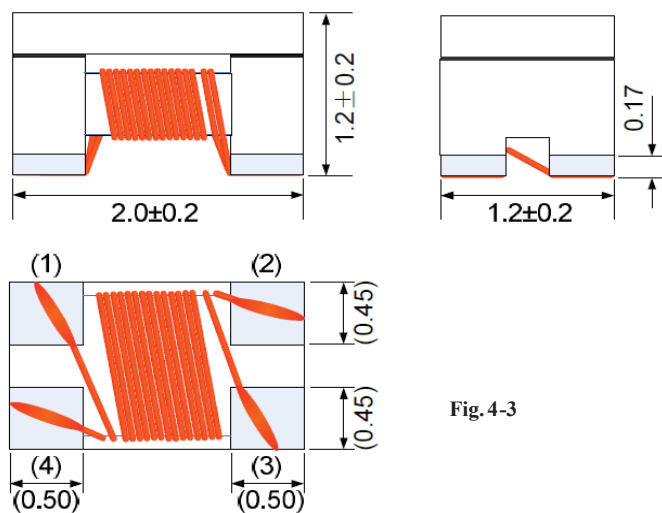


2.0 x 1.2 x 1.2mm

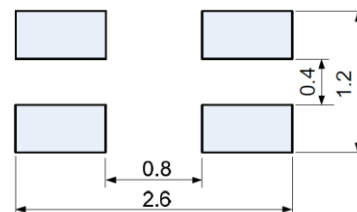
PART IDENTIFICATION:



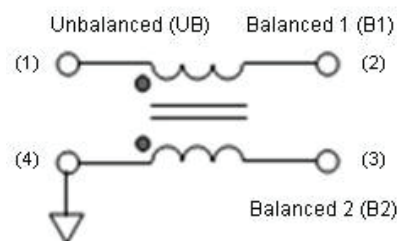
OUTLINE DIMENSIONS:



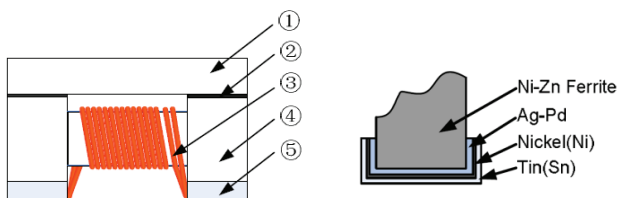
Recommended Land Pattern



Schematic



Material Structure



No.	Part Name	Material Name
①	Lid	Ni-Zn Ferrite
②	Epoxy	Epoxy resin
③	Wire	Polyurethane system enameled copper wire
④	Core	Ni-Zn Ferrite
⑤	Electrode	(Ag-Pd)+Ni+Sn plating

Dimension: mm

Wire Wound Chip Balun Wide Band Transformer

ABT-8

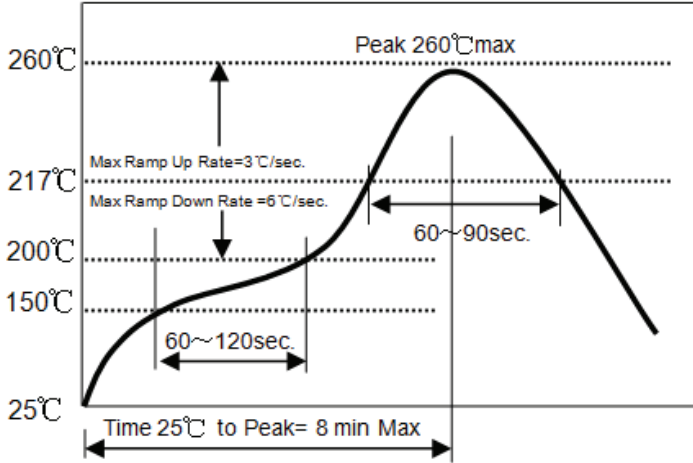


RoHS / RoHS II Compliant



2.0 x 1.2 x 1.2mm

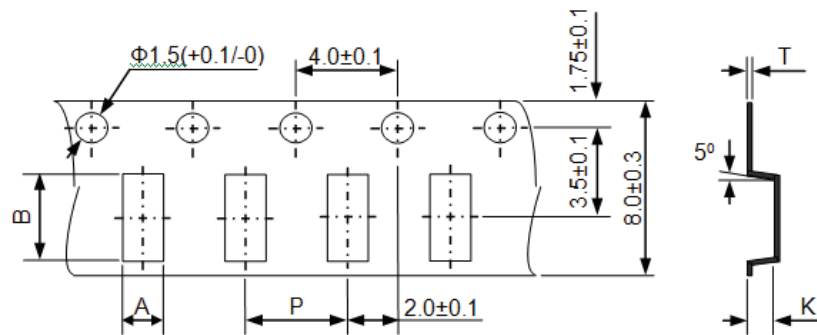
REFLOW PROFILE:



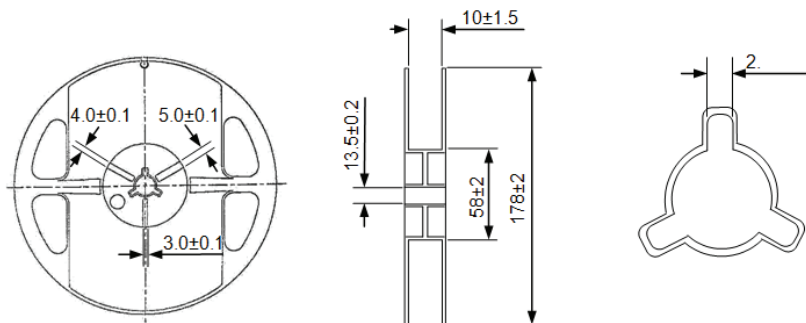
- △ Preheat condition: 150~200°C/60~120sec.
- △ Allowed time above 217°C: 60~90sec.
- △ Max temp: 260°C
- △ Max time at max temp: 10sec.
- △ Solder paste: Sn/3.0Ag/0.5Cu
- △ Allowed Reflow time: 2 times max.

TAPE & REEL:

T= tape and reel (2,000pcs/reel)



A	B	P	K	T
1.55±0.2	2.25±0.2	4.0±0.1	1.45±0.1	0.2±0.1



Dimension: mm

ATTENTION: Abracon Corporation's products are COTS – Commercial-Off-The-Shelf products; suitable for Commercial, Industrial and, where designated, Automotive Applications. Abracon's products are not specifically designed for Military, Aviation, Aerospace, Life-dependant Medical applications or any application requiring high reliability where component failure could result in loss of life and/or property. For applications requiring high reliability and/or presenting an extreme operating environment, written consent and authorization from Abracon Corporation is required. Please contact Abracon Corporation for more information.

ABRACON IS
ISO9001:2008
CERTIFIED



2 Faraday, Suite# B | Irvine | CA 92618 Revised: 02.04.15

Ph. 949.546.8000 | Fax. 949.546.8001

Visit www.abracon.com for Terms and Conditions of Sale

Данный компонент на территории Российской Федерации

Вы можете приобрести в компании MosChip.

Для оперативного оформления запроса Вам необходимо перейти по данной ссылке:

<http://moschip.ru/get-element>

Вы можете разместить у нас заказ для любого Вашего проекта, будь то серийное производство или разработка единичного прибора.

В нашем ассортименте представлены ведущие мировые производители активных и пассивных электронных компонентов.

Нашей специализацией является поставка электронной компонентной базы двойного назначения, продукции таких производителей как XILINX, Intel (ex.ALTERA), Vicor, Microchip, Texas Instruments, Analog Devices, Mini-Circuits, Amphenol, Glenair.

Сотрудничество с глобальными дистрибьюторами электронных компонентов, предоставляет возможность заказывать и получать с международных складов практически любой перечень компонентов в оптимальные для Вас сроки.

На всех этапах разработки и производства наши партнеры могут получить квалифицированную поддержку опытных инженеров.

Система менеджмента качества компании отвечает требованиям в соответствии с ГОСТ Р ИСО 9001, ГОСТ РВ 0015-002 и ЭС РД 009

Офис по работе с юридическими лицами:

105318, г.Москва, ул.Щербаковская д.3, офис 1107, 1118, ДЦ «Щербаковский»

Телефон: +7 495 668-12-70 (многоканальный)

Факс: +7 495 668-12-70 (доб.304)

E-mail: info@moschip.ru

Skype отдела продаж:

moschip.ru

moschip.ru_4

moschip.ru_6

moschip.ru_9