
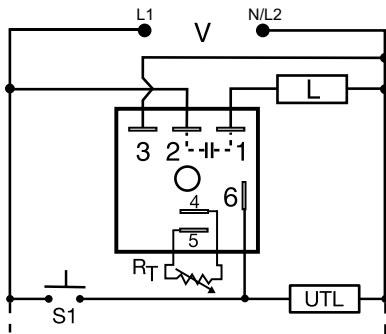


TSS SERIES



Wiring Diagram



V = Voltage
S1 = Initiate Switch
L = Timed Load
UTL = Optional Untimed Load

RT is used when external adjustment is ordered.

Description

The TSS Series is a totally solid-state timing module. Its 1A rated, solid-state output provides an excellent method of time control for exposures, dispensing, or for increasing or decreasing a switch closure. Time delays from 0.05 to 600 seconds, in 4 ranges, cover 90% of all OEM applications. Factory calibration of fixed delays is $\pm 5\%$ and the repeat accuracy is $\pm 2\%$. The TSS Series can be surface mounted with a single screw, or snapped on a 35mm DIN rail using the P1023-20 accessory adaptor.

Operation (Single Shot)

Voltage must be applied before and during timing. Upon momentary or maintained closure of the initiate switch, the output energizes for a measured interval of time. At the end of the delay, the output de-energizes. Opening or reclosing the initiate switch during timing has no effect on the time delay. The output will energize if the initiate switch is closed when input voltage is applied.

Reset: Reset occurs when the time delay is complete and the initiate switch opens. Loss of input voltage resets the time delay and output.

Features & Benefits

FEATURES	BENEFITS
Analog circuitry	Repeat accuracy + / - 2%, Factory calibration + / - 5%
Compact, low cost design	Allows flexibility for OEM applications
Totally solid state and encapsulated	No moving parts to arc and wear out over time and encapsulated to protect against shock, vibration, and humidity
Surface or DIN rail mounting	Provides flexibility for installation

Ordering Information

MODEL	INPUT VOLTAGE	ADJUSTMENT	TIME DELAY
TSS410.5	120VAC	Fixed	0.5s
TSS421	120VAC	External	0.05 - 3s
TSS422	120VAC	External	0.5 - 60s
TSS424	120VAC	External	5 - 600s
TSS622	230VAC	External	0.5 - 60s
TSS624	230VAC	External	5 - 600s

If desired part number is not listed, please call us to see if it is technically possible to build.

Accessories



P1004-95, P1004-95-X Versa-Pot

Panel mountable, industrial potentiometer recommended for remote time delay adjustment.



P1023-6 Mounting bracket

The 90° orientation of mounting slots makes installation/removal of modules quick and easy.



P0700-7 Versa-Knob

Designed for 0.25 in. (6.35 mm) shaft of Versa-Pot. Semi-gloss industrial black finish.



P1015-64 (AWG 14/16)

Female Quick Connect

These 0.25 in. (6.35 mm) female terminals are constructed with an insulator barrel to provide strain relief.

TSS SERIES

Accessories



P1015-18 Quick Connect to Screw Adapter
Screw adapter terminal designed for use with all modules with 0.25 in. (6.35 mm) male quick connect terminals.



C103PM (AL) DIN Rail
35 mm aluminum DIN rail available in a 36 in. (91.4 cm) length.



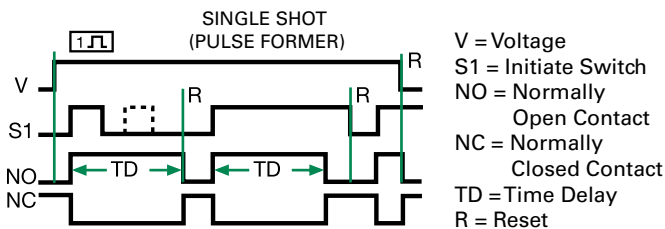
P1023-20 DIN Rail Adapter
Allows module to be mounted on a 35 mm DIN type rail with two #10 screws.

Selection Guide

RT Selection Chart				
Desired Time Delay*				RT
Seconds				
1	2	3	4	Kohms
0.05	0.5	2	5	0
0.3	6	20	60	10
0.6	12	38	120	20
0.9	18	55	180	30
1.2	24	73	240	40
1.5	30	90	300	50
1.8	36	108	360	60
2.1	42	126	420	70
2.4	48	144	480	80
2.7	54	162	540	90
3.0	60	180	600	100

* When selecting an external RT add at least 20% for tolerance of unit and the RT.

Function Diagram



Specifications

Time Delay Range	0.05s - 600s in 4 adjustable ranges or fixed
Repeat Accuracy	±2% or 20ms, whichever is greater
Tolerance (Factory Calibration)	≤ ±5%
Reset Time	≤ 150ms
Initiate Time	≤ 20ms
Time Delay vs Temp. & Voltage	≤ ±10%
Input Voltage	24, 120, or 230VAC
Tolerance	±20%
AC Line Frequency	50/60 Hz
Power Consumption	≤ 2VA
Output Type	Solid state
Form	NO, closed during timing
Maximum Load Current	1A steady state, 10A inrush at 60°C
Off State Leakage Current	≅ 5mA @ 230VAC
Voltage Drop	≅ 2.5V @ 1A
Protection	
Circuitry	Encapsulated
Dielectric Breakdown	≥ 2000V RMS terminals to mounting surface
Insulation Resistance	≥ 100 MΩ
Mechanical	
Mounting	Surface mount with one #10 (M5 x 0.8) screw
Dimensions	H 50.8 mm (2.0"); W 50.8 mm (2.0"); D 30.7 mm (1.21")
Termination	0.25 in. (6.35 mm) male quick connect terminals
Environmental	
Operating/Storage Temperature	- 40° to 75°C / - 40° to 85°C
Humidity	95% relative, non-condensing
Weight	≅ 2.4 oz (68 g)

Данный компонент на территории Российской Федерации

Вы можете приобрести в компании MosChip.

Для оперативного оформления запроса Вам необходимо перейти по данной ссылке:

<http://moschip.ru/get-element>

Вы можете разместить у нас заказ для любого Вашего проекта, будь то серийное производство или разработка единичного прибора.

В нашем ассортименте представлены ведущие мировые производители активных и пассивных электронных компонентов.

Нашей специализацией является поставка электронной компонентной базы двойного назначения, продукции таких производителей как XILINX, Intel (ex.ALTERA), Vicor, Microchip, Texas Instruments, Analog Devices, Mini-Circuits, Amphenol, Glenair.

Сотрудничество с глобальными дистрибьюторами электронных компонентов, предоставляет возможность заказывать и получать с международных складов практически любой перечень компонентов в оптимальные для Вас сроки.

На всех этапах разработки и производства наши партнеры могут получить квалифицированную поддержку опытных инженеров.

Система менеджмента качества компании отвечает требованиям в соответствии с ГОСТ Р ИСО 9001, ГОСТ РВ 0015-002 и ЭС РД 009

Офис по работе с юридическими лицами:

105318, г.Москва, ул.Щербаковская д.3, офис 1107, 1118, ДЦ «Щербаковский»

Телефон: +7 495 668-12-70 (многоканальный)

Факс: +7 495 668-12-70 (доб.304)

E-mail: info@moschip.ru

Skype отдела продаж:

moschip.ru

moschip.ru_4

moschip.ru_6

moschip.ru_9