

**Figure 2**

Part Number: 2843001802  
 Frequency Range: Suppression Applications for Broadband Frequencies 20-300 MHz (43 material)  
 Description: 43 MULTI-APERTURE CORE  
 Application: Suppression Components  
 Where Used: Board Component  
 Part Type: Multi-Aperture cores

## Mechanical Specifications

Weight: .800 (g)

## Part Type Information

Multi-aperture cores are used in suppression applications and in balun (balance-unbalance) and other broadband transformers. They are also employed in airbag designs to prevent accidental activation.

-All multi-aperture cores are supplied burnished.

-Multi-aperture cores in 73 and 43 materials are controlled for impedance only. The 61 NiZn material is controlled for both impedance and AL value. The high frequency 67 material is controlled for AL value. All listed impedance values are typical values. Minimum impedance values are specified for the + marked frequencies. The minimum guaranteed impedance is the listed typical impedance less 20%.

-Multi-aperture cores in 73 and 43 material are measured for impedance on the 4193A Vector Impedance Analyzer. The 61 multi-aperture cores are tested on the 4191A Impedance Analyzer. All impedance measurements are performed with a single turn to both holes, using the shortest practical wire length.

-The 61 and 67 material multi-hole beads are tested for AL value. The test frequency is 10 kHz at < 10 gauss. The test winding is five turns wound through both holes.

-Preferred multi-aperture cores are the suggested choice for new designs. Samples are readily available and orders have typically shorter lead times than other multi-aperture cores. For any multi-aperture requirement not listed here, feel free to contact our customer service group for availability and pricing.

-Our 'Multi-Aperture Core Kit' (part number 0199000036) is available for proto type evaluation.

-Explanation of Part Numbers: Digits 1&2 = product class, 3&4 = material grade last digit 2 = burnished.



## Mechanical Specifications

Dim	mm	mm tol	nominal inch	inch misc.
A	6.35	±0.25	0.250	-
B	6.15	±0.25	0.242	-
C	-	-	-	-
D	-	-	-	-
E	2.75	±0.20	0.108	-
F	-	-	-	-
G	-	-	-	-
H	1.10	+0.30	0.050	-
J	-	-	-	-
K	-	-	-	-

## Electrical Specifications

Typical Impedance (Ω)	
25 MHz	100
100 MHz+	131

Electrical Properties	

## Land Patterns

V	W ref	X	Y	Z
-	-	-	-	-
-	-	-	-	-

## Winding Information

Turns	Wire	1st Wire	2nd Wire
Tested	Size	Length	Length
-	-	-	-

## Reel Information

Tape Width	Pitch	Parts 7 "	Parts 13 "	Parts 14 "
mm	mm	Reel	Reel	Reel
-	-	-	-	-

## Package Size

Pkg Size
- (-)

## Connector Plate

# Holes	# Rows
-	-

### Legend

+ Test frequency

Preferred parts, the suggested choice for new designs, have shorter lead times and are more readily available.

The column H(Oe) gives for each bead the calculated dc bias field in oersted for 1 turn and 1 ampere direct current. The actual dc H field in the application is this value of H times the actual NI (ampere-turn) product. For the effect of the dc bias on the impedance of the bead material, see figures 18-23 in the application note How to choose Ferrite Components for EMI Suppression.

A ½ turn is defined as a single pass through a hole.

Σl/A - Core Constant

A<sub>e</sub> - Effective Cross-Sectional Area

A<sub>L</sub> - Inductance Factor (L/N<sup>2</sup>)

N/AWG - Number of Turns/Wire Size for Test Coil

l<sub>e</sub> - Effective Path Length

V<sub>e</sub> - Effective Core Volume

NI - Value of dc Ampere-turns



## Ferrite Material Constants

Specific Heat .....	0.25 cal/g/°C
Thermal Conductivity .....	10x10 <sup>-3</sup> cal/sec/cm/°C
Coefficient of Linear Expansion .....	8 - 10x10 <sup>-6</sup> /°C
Tensile Strength .....	4.9 kgf/mm <sup>2</sup>
Compressive Strength .....	42 kgf/mm <sup>2</sup>
Young's Modulus .....	15x10 <sup>3</sup> kgf/mm <sup>2</sup>
Hardness (Knoop) .....	650
Specific Gravity .....	≈ 4.7 g/cm <sup>3</sup>

*The above quoted properties are typical for Fair-Rite MnZn and NiZn ferrites.*

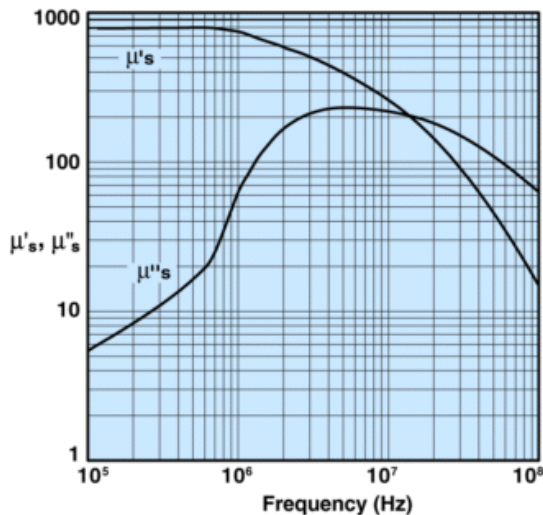
See next page for further material specifications.



### 43 Material Characteristics:

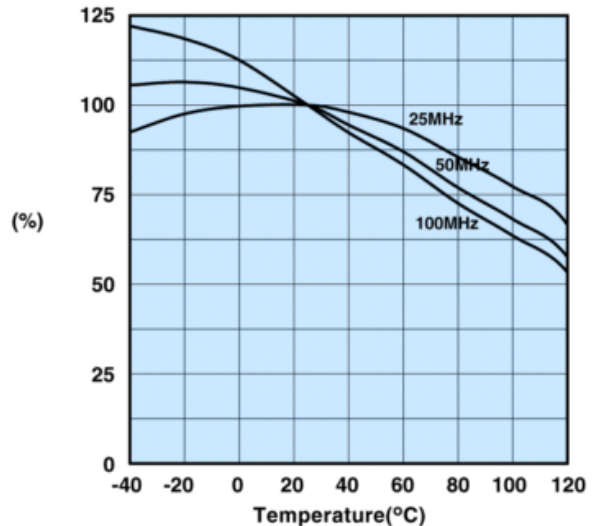
Property	Unit	Symbol	Value
Initial Permeability @ B < 10 gauss		$\mu_i$	800
Flux Density @ Field Strength	gauss oersted	B H	2900 10
Residual Flux Density	gauss	$B_r$	1300
Coercive Force	oersted	$H_c$	0.45
Loss Factor @ Frequency	$10^{-6}$ MHz	$\tan \delta / \mu_i$	250 1.0
Temperature Coefficient of Initial Permeability (20 -70°C)	%/°C		1.25
Curie Temperature	°C	$T_c$	>130
Resistivity	$\Omega$ cm	$\rho$	$1 \times 10^5$

### Complex Permeability vs. Frequency



Measured on a 17/10/6mm toroid using the HP 4284A and the HP 4291A.

### Percent of Original Impedance vs. Temperature



Measured on a 2643000301 using the HP4291A.

### Initial Permeability vs. Temperature



Measured on a 17/10/6mm toroid at 100kHz.

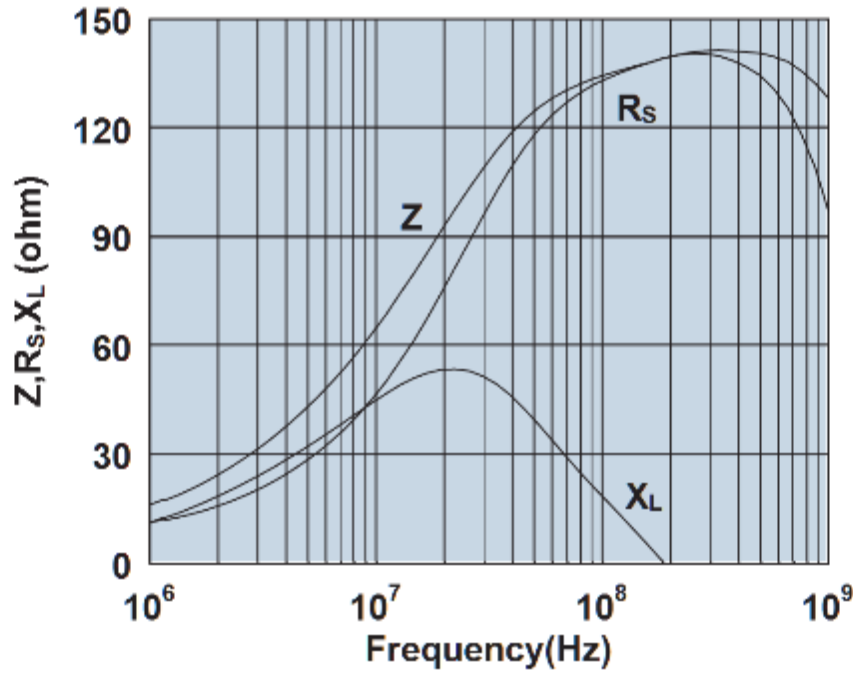
### Hysteresis Loop



Measured on a 17/10/6mm toroid at 10kHz.



**2843001802**



Impedance, reactance, and resistance vs. frequency.

## Данный компонент на территории Российской Федерации

### Вы можете приобрести в компании MosChip.

Для оперативного оформления запроса Вам необходимо перейти по данной ссылке:

<http://moschip.ru/get-element>

Вы можете разместить у нас заказ для любого Вашего проекта, будь то серийное производство или разработка единичного прибора.

В нашем ассортименте представлены ведущие мировые производители активных и пассивных электронных компонентов.

Нашей специализацией является поставка электронной компонентной базы двойного назначения, продукции таких производителей как XILINX, Intel (ex.ALTERA), Vicor, Microchip, Texas Instruments, Analog Devices, Mini-Circuits, Amphenol, Glenair.

Сотрудничество с глобальными дистрибьюторами электронных компонентов, предоставляет возможность заказывать и получать с международных складов практически любой перечень компонентов в оптимальные для Вас сроки.

На всех этапах разработки и производства наши партнеры могут получить квалифицированную поддержку опытных инженеров.

Система менеджмента качества компании отвечает требованиям в соответствии с ГОСТ Р ИСО 9001, ГОСТ РВ 0015-002 и ЭС РД 009

### Офис по работе с юридическими лицами:

105318, г.Москва, ул.Щербаковская д.3, офис 1107, 1118, ДЦ «Щербаковский»

Телефон: +7 495 668-12-70 (многоканальный)

Факс: +7 495 668-12-70 (доб.304)

E-mail: [info@moschip.ru](mailto:info@moschip.ru)

Skype отдела продаж:

moschip.ru

moschip.ru\_4

moschip.ru\_6

moschip.ru\_9