

SERIES 47A
Miniature Rocker and Paddle
Switches

FEATURES

- Save Space and Weight
- SPDT, DPDT, 3PDT and 4PDT Circuitry
- Choice of Actuators and Terminations
- UL Recognized



MODELS In inches (and millimeters)

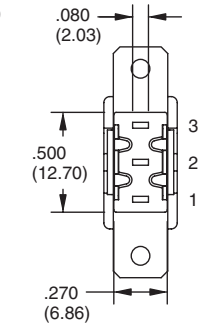
| MODEL NO. | SWITCH POSITION | | |
|-------------|-----------------|------|------|
| | | | |
| SP1 | ON | NONE | ON |
| SP2 | ON | NONE | (ON) |
| SP3 | ON | OFF | ON |
| SP4 | (ON) | OFF | (ON) |
| SP5 | ON | OFF | (ON) |
| TERM. COMM. | 2-3 | OPEN | 2-1 |

()=MOMENTARY
 02COMM.

SCHEMATIC

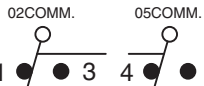


SPDT



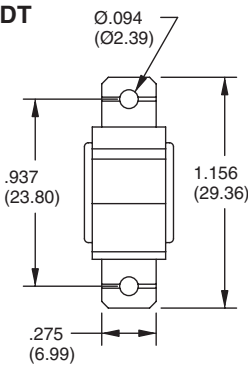
| MODEL NO. | SWITCH POSITION | | |
|-------------|-----------------|------|---------|
| | | | |
| DP1 | ON | NONE | ON |
| DP2 | ON | NONE | (ON) |
| DP3 | ON | OFF | ON |
| DP4 | (ON) | OFF | (ON) |
| DP5 | ON | OFF | (ON) |
| TERM. COMM. | 2-3,5-6 | OPEN | 2-1,5-4 |

()=MOMENTARY



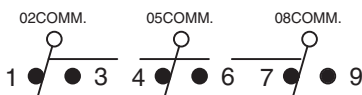
SCHEMATIC

DPDT



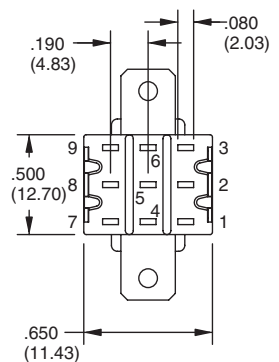
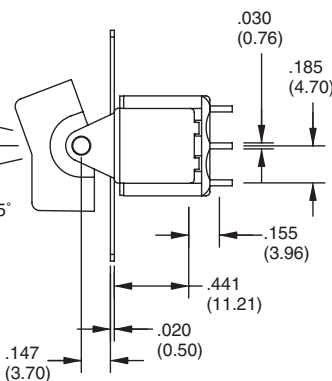
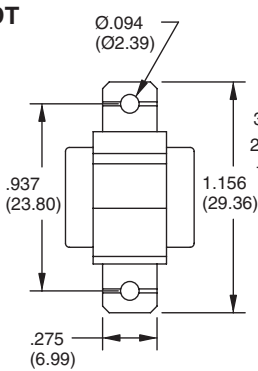
| MODEL NO. | SWITCH POSITION | | |
|-------------|-----------------|------|---------|
| | | | |
| 3P1 | ON | NONE | ON |
| 3P2 | ON | NONE | (ON) |
| 3P3 | ON | OFF | ON |
| 3P4 | (ON) | OFF | (ON) |
| 3P5 | ON | OFF | (ON) |
| TERM. COMM. | 2-3,5-6 | OPEN | 2-1,5-4 |

()=MOMENTARY



SCHEMATIC

3PDT



Rocker and Paddle Switches

MODELS In inches (and millimeters)

4PDT

| MODEL NO. | SWITCH POSITION | | |
|-------------|-----------------|------|---------|
| | | | |
| 4P1 | ON | NONE | ON |
| 4P2 | ON | NONE | (ON) |
| 4P3 | ON | OFF | ON |
| 4P4 | (ON) | OFF | (ON) |
| 4P5 | ON | OFF | (ON) |
| TERM. COMM. | 2-3,5-6 | OPEN | 2-1,5-4 |

()=MOMENTARY

02COMM. 05COMM. 08COMM.

1 3 4 6 7 9

SCHEMATIC

Dimensions: $\varnothing.094$ ($\varnothing 2.39$), .937 (23.80), 1.156 (29.36), .275 (6.99), .030 (0.76), .185 (4.70), .080 (2.03), .190 (4.83), .500 (12.70), .155 (3.96), .441 (11.21), .020 (0.50), .147 (3.70), .850 (11.43), .375 (9.52), .138 (3.50), .020 (0.50), .084 (2.13), .332 R. (8.43 R.), .740 (18.8), .138 (3.50), .020 (0.50), .320 (8.13), .906 (23.01), .576 NOM. (14.63), .383 (9.73), .024 (0.61), .138 (3.50), .093 (2.36), .888 (22.56), 1.174 (29.82), 1.312 (33.32), .024 (0.61), .138 (3.50), .437 (11.10).

ACTUATOR OPTIONS: For Panel Mount Only In inches (and millimeters)

R1

Dimensions: 1.156 (29.36), .365 (9.27), .275 (6.99), .937 (23.80), $\varnothing.094$ ($\varnothing 2.39$), .310 (7.87), .531 (13.49), .138 (3.50), .375 (9.52), .020 (0.50).

R2

Dimensions: 1.156 (29.36), .365 (9.27), .275 (6.99), .937 (23.80), $\varnothing.094$ ($\varnothing 2.39$), .084 (2.13), .332 R. (8.43 R.), .740 (18.8), .138 (3.50), .020 (0.50).

R3

Dimensions: 1.625 (41.27), 1.375 (34.92), .595 (15.11) ROCKER WIDTH, .505 (12.83) BRACKET WIDTH, $\varnothing.125$ ($\varnothing 3.17$) 2 PLCS., .320 (8.13), .906 (23.01), .576 NOM. (14.63), .383 (9.73), .024 (0.61), .138 (3.50).

R4

Dimensions: 1.625 (41.27), 1.375 (34.92), .595 (15.11) ROCKER WIDTH, .505 (12.83) BRACKET WIDTH, $\varnothing.125$ ($\varnothing 3.17$) 2 PLCS., .093 (2.36), .888 (22.56), 1.174 (29.82), 1.312 (33.32), .024 (0.61), .138 (3.50), .437 (11.10).

ACTUATOR OPTIONS: For Panel Rear Mount Only In inches (and millimeters)



Rocker and Paddle Switches

ACTUATOR OPTIONS: For P.C. Mount Only In inches (and millimeters)



ACTUATOR OPTIONS: For P.C. Mount Only In inches (and millimeters)



TERMINATION OPTIONS In inches (and millimeters)



**NOTE: Solder lug terminals supplied with mounting tabs standard.
PC Mount terminals supplied without mounting tabs standard.**

TERMINATION OPTIONS In inches (and millimeters)



Rocker and Paddle Switches

TERMINATION OPTIONS In inches (and millimeters)



SPECIFICATIONS

RATINGS

Contact Rating: Q option - 5A with resistive load @ 125 VAC or 28 VDC; 2A with resistive load @ 250 VAC. R option - 0.4 VA max @ 20 Vmax (AC or DC)
Electrical Life: 40,000 make-and-break cycles at full load

Contact Resistance: 10 milliohms max. initial @ 2-4 VDC, 100 mA
Insulation Resistance: 1,000 megaohms minimum
Dielectric Strength: 1,000 V RMS @ sea level
Operating Temperature: -30°C to 85°C
UL Recognition: File number is E35289

MATERIALS

Case: Diallyl phthalate (DAP) (UL 94V-0)
Rockers: Nylon (UL 94V-0)
Bushing: Stainless steel
Switch Support: Brass, tin-plated
Terminal/Contacts: Brass with silver or gold plate
Terminal Seal: Epoxy

ORDERING INFORMATION

Series 47A Miniature Rocker and Paddle Switches
 Model: SPDT: SP1, SP2, SP3, SP4, SP5
 DPDT: DP1, DP2, DP3, DP4, DP5
 3PDT: 3P1, 3P2, 3P3, 3P4, 3P5
 4PDT: 4P1, 4P2, 4P3, 4P4, 4P5
 (See Model options.)
 Actuator: R1, R2, R3, R4, R5, R6, R7
 J1, J2, J3, J4, J5, J6, J7, J8 (See actuator options.)
 Termination Options: M1, M2, M3, M6, M7, S6, V2, V3, W1, W2, W3, W4
 (See Termination options.)

RoHS Compliant
 Contact: R = Brass alloy, gold plate over nickel plate
 Q = Brass alloy, silver plated

Available from your local Grayhill Component Distributor. For prices and discounts, contact a local Sales Office, an authorized local Distributor or Grayhill.

Данный компонент на территории Российской Федерации

Вы можете приобрести в компании MosChip.

Для оперативного оформления запроса Вам необходимо перейти по данной ссылке:

<http://moschip.ru/get-element>

Вы можете разместить у нас заказ для любого Вашего проекта, будь то серийное производство или разработка единичного прибора.

В нашем ассортименте представлены ведущие мировые производители активных и пассивных электронных компонентов.

Нашей специализацией является поставка электронной компонентной базы двойного назначения, продукции таких производителей как XILINX, Intel (ex.ALTERA), Vicor, Microchip, Texas Instruments, Analog Devices, Mini-Circuits, Amphenol, Glenair.

Сотрудничество с глобальными дистрибьюторами электронных компонентов, предоставляет возможность заказывать и получать с международных складов практически любой перечень компонентов в оптимальные для Вас сроки.

На всех этапах разработки и производства наши партнеры могут получить квалифицированную поддержку опытных инженеров.

Система менеджмента качества компании отвечает требованиям в соответствии с ГОСТ Р ИСО 9001, ГОСТ РВ 0015-002 и ЭС РД 009

Офис по работе с юридическими лицами:

105318, г.Москва, ул.Щербаковская д.3, офис 1107, 1118, ДЦ «Щербаковский»

Телефон: +7 495 668-12-70 (многоканальный)

Факс: +7 495 668-12-70 (доб.304)

E-mail: info@moschip.ru

Skype отдела продаж:

moschip.ru

moschip.ru_4

moschip.ru_6

moschip.ru_9