6001 Series Delay On Operate Digital Timing Module
Fixed Timing, Solid State Output

Product Facts

- **Fixed delay on operate timer**
- **300mA output**
- **CMOS digital design**
- **Voltage surge protection**
- **Qualified to MIL-R-83726/13**



Electrical Specifications

Timing Range: 50 ms to 600 s.
Timing Accuracy: ±10% of nominal timing under all conditions of input voltage and environmental extremes.

Recycle Characteristics:
Before Time Out: A power interruption occuring after the start but before completion of the timing cycle shall be for a duration of 0.5% of the nominal time delay or 10ms, whichever is greater, to ensure a loss in timing of no greater than 10%.
After Time Out: A power interruption of 0.5% of the nominal time delay or 10ms, whichever is greater, will initiate a new timing cycle with a loss in timing of no greater than 5%.

Input Data:

Input Voltage: 28Vdc, nominal; range 18 to 31Vdc.

Current Drain (at 25°C, 28Vdc): 10mA (max.), plus load current.

Reverse Polarity Protection: The timer will not be damaged or operate when input voltage polarity is reversed.

Output Data:

Configuration: 1 Form A (SPST-NO) solid state switch closure to ground.

Load Ratings:
Resistive: 300mA @ +25°C, derated to 100mA @ +125°C.
Inductive: Three MIL-R-5757/9 relays (any relay with 26.5Vdc coil).
Lamp Load: Two MS25237-327 lamps per MIL-L-6363.
Load Suppression: Suppression for inductive loads for output protection is provided within the unit.

Voltage Drop: 2.5Vdc, max. @ -55°C and +25°C; 2.0 Vdc, max., @ +125°C.

Leakage Current: 1µA, max. @ +25°C, 10µA, max. @ +125°C.

Insulation Resistance: 1,000 megohms, min., @ 500Vdc, measured between all terminals tied together to the case.

Dielectric Strength: 500Vrms, 60 Hz., at sea level, measured between all terminals tied together to the case.

Transients:
Voltage Surge: Per MIL-STD-704A, figure 9, limit 1, for category B equipment.

Self-generated Spikes: ±10V.

CII 6001 series delay on operate timer modules are miniature devices combining solid state timing circuits with solid state switch outputs in robust hermetically sealed DIP enclosures. The 1 Form A (SPST-NO) switch is rated 300mA.

Timing Diagram

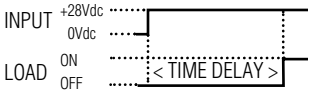

Part Numbering System

Typical Part Number	6001	–6002	C

Model Number:
6001 = Fixed timer, -55°C to +125°C

Timing Code:
Four-digit code for any value between 50ms and 600s.

The timing code consists of four digits and gives the time in ms. The first three digits are the significant figures and the last digit is the number of zeros following the significant figures; thus 50 ms would be coded 0500, 1.1 s would read 1101, and 1 m (60 s) would be 6002.

Optional Suffix:
C = Commercial version equivalent to M83726/13.

A typical part number would be 6001–6002C. This solid state output timing module has a time delay of 60s at 28Vdc and is the commercial equivalent to M83726/13.

Environmental Specifications

Temperature Range:
-55°C to +125°C.

Altitude: 80,000 ft.

Shock: 150 G's, 11 ± 1ms half-sine wave.

Vibration (sinusoidal): 10 -80 Hz. at 0.06 inch DA; 80 - 3,000 Hz. at 20 G's.

Sealing: MIL-STD-202, method 112, condition C.

Materials:
Cover: Nickel.
Header: Kovar.
Pins: Kovar, gold plated.

Marking: Per MIL-R-83726.

Weight: 0.42 oz (12g) max.

Outline Dimensions

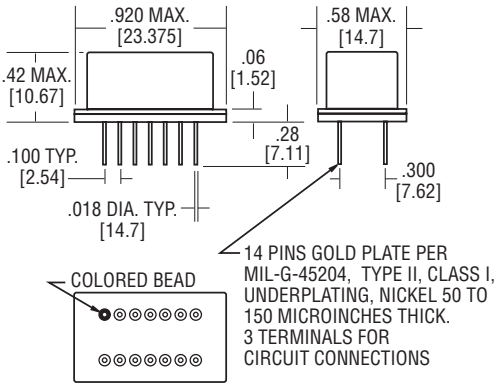

Wiring Diagram

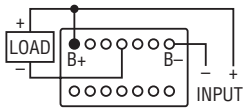

PIN 10 IS ACTIVE. DO NOT CONNECT.

Special Notes:

- Load is connected between B+ and terminal designated. Delay begins upon application of power to terminals (B+ and B–).
- Always consult latest military specification for changes and additional information.

© 2005 by Tyco Electronics Corporation. All Rights Reserved.
CII and TYCO are trademarks.
Other products and company names mentioned herein may be trademarks of their respective owners.

Catalog 8-1773439-2
Revised 4-05

www.tycoelectronics.com

Dimensions are in inches and millimeters unless otherwise specified. Values in brackets are metric equivalents.

Dimensions are shown for reference purposes only. Specifications subject to change.

USA: 1-800-522-6752
Canada: 1-905-470-4425
Mexico: 01-800-733-8926
C. America: 52-55-5-729-0425

South America: 55-11-3611-1514
Hong Kong: 852-2735-1628
Japan: 81-44-844-8013
UK: 44-141-810-8967

Общество с ограниченной ответственностью «МосЧип» ИНН 7719860671 / КПП 771901001
Адрес: 105318, г.Москва, ул.Щербаковская д.3, офис 1107

Данный компонент на территории Российской Федерации

Вы можете приобрести в компании MosChip.

Для оперативного оформления запроса Вам необходимо перейти по данной ссылке:

http://moschip.ru/get-element

Вы можете разместить у нас заказ для любого Вашего проекта, будь то серийное производство или разработка единичного прибора.

В нашем ассортименте представлены ведущие мировые производители активных и пассивных электронных компонентов.

Нашей специализацией является поставка электронной компонентной базы двойного назначения, продукции таких производителей как XILINX, Intel (ex.ALTERA), Vicor, Microchip, Texas Instruments, Analog Devices, Mini-Circuits, Amphenol, Glenair.

Сотрудничество с глобальными дистрибьюторами электронных компонентов, предоставляет возможность заказывать и получать с международных складов практически любой перечень компонентов в оптимальные для Вас сроки.

На всех этапах разработки и производства наши партнеры могут получить квалифицированную поддержку опытных инженеров.

Система менеджмента качества компании отвечает требованиям в соответствии с ГОСТ Р ИСО 9001, ГОСТ РВ 0015-002 и ЭС РД 009

Офис по работе с юридическими лицами:

105318, г.Москва, ул.Щербаковская д.3, офис 1107, 1118, ДЦ «Щербаковский»

Телефон: +7 495 668-12-70 (многоканальный)

Факс: +7 495 668-12-70 (доб.304)

E-mail: info@moschip.ru

Skype отдела продаж:
moschip.ru
moschip.ru_4
moschip.ru_6
moschip.ru_9