



# T3022 Series

## CO<sub>2</sub> Sensor for OEM Installation



The Telaire T3022 Series CO<sub>2</sub> Sensor is designed specifically to meet the needs of OEM manufacturers for low cost carbon dioxide (CO<sub>2</sub>) sensor installation. It is compatible with other similar sensors in the Amphenol Advanced Sensors' range and has I2C output from a mounted connector.

### Applications

- Air-air heat exchanger volume control
- Residential demand-based ventilation
- Self-contained ventilation system control
- Accurate Carbon Dioxide (CO<sub>2</sub>) Transmitter for HVAC control applications

### Features

- An affordable gas sensing solution for OEMs
- A reliable sensor design based on 25 years of engineering and manufacturing expertise
- Flexible CO<sub>2</sub> sensor platform designed to interact with other microprocessor devices
- Eliminates the need for calibration in most applications with Telaire's patented ABC Logic™ software. Lifetime calibration warranty.
- Easy mounting with external tab
- Different calibrations available, subject to commercial consideration
- Extended operating temperature range
- Digital output
- Non-Dispersive Infrared (NDIR) measuring technology
- Sensors are shipped factory-calibrated

**Amphenol**  
Advanced Sensors

# Telaire T3022 Series CO<sub>2</sub> Module Specifications

## Method

Non Dispersive Infrared (NDIR), gold plated optics, diffusion or flow through sampling (with Telaire's Patented ABC Logic Self Calibrated Algorithm)

## Measurement Range

0 to 5000 ppm\*\*

## Dimensions

Overall 60 mm X 35 mm X 15 mm approx

## Accuracy

400-5000 ppm  $\pm$  75 ppm or 10% of reading, whichever is greater\*

## Temperature Dependence

0.2% FS per °C

## Stability

< 2% of FS over life of sensor (15 years typical)

## Pressure Dependence

0.13% of reading per mm Hg

## Calibration Interval

Not required

## Response Time

7 minutes (approximate)

## Signal Update

Every 4 seconds

## Warm Up Time

- < 2 minutes (operational)
- 10 minutes (maximum accuracy)

## Operating Conditions

- 32°F to 122°F (0°C to 50°C)
- 0 to 95% RH, non-condensing

## Storage Conditions

-40°F to 158°F (-40°C to 70°C)

## Output

I2C Digital, see T6700 Series Application Guide for detail

## Protection

IP65

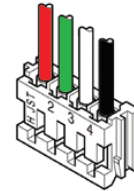
## Power Supply Requirements

4.5-5.5 VDC  
Peak 200mA (155mA typical)  
Average 25mA (20mA typical)

## Pin Designations

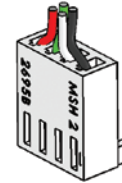
JST EHR-4 connector  
Mating PCB Connector JST B4B-EH-A or S4B-EH

1. V+
2. Ground
3. SDA
4. SCL



Molex 22-01-3047  
PCB Connector Molex 171856-0004

1. SCL
2. SDA
3. Ground
4. V+



## Warranty Terms

12 months

## Compliance

REACH, ROHS and Prop65 compliance  
Flammability rating of enclosure UL94 5VA

\* Tolerance based on span gas of  $\pm$ 2%

\*\* Subjecting sensors to environments less than 400 ppm for more than 15 minutes may affect accuracy due to ABC Logic™ algorithm.

## Calibration Logic

Automatic Background Logic, or ABC Logic™, is a patented self-calibration technique that is designed to be used in applications where concentrations will drop to outside ambient conditions (400 ppm) at least three times in a 14 day period, typically during unoccupied periods.

\*Full accuracy to be achieved utilizing ABC Logic. With ABC Logic enabled, the sensor will typically reach its operational accuracy after 25 hours of continuous operation at a condition that it was exposed to ambient reference levels of air at 400 ppm ±10 ppm CO<sub>2</sub>. Sensor will maintain accuracy specifications with ABC Logic enabled, given that it is at least four times in 21 days exposed to the reference value and this reference value is the lowest concentration to which the sensor is exposed.

ABC Logic requires continuous operation of the sensor for periods of at least 24 hours.

**Note:** Applies when used in typical residential ambient air. Consult Amphenol Advanced Sensors if other gases or corrosive agents are part of the application environment.

## Handling and Installation

The T3022 CO<sub>2</sub> OEM modules are infrared gas sensors on a printed circuit board and should be treated carefully.

Precautions should be taken to observe specified limits and prevent damage from electrostatic discharge or rough handling. Please refer to ANSI/ESD S20. 20-1999 for more information on preventing ESD damage and IPC 610 Rev D for more information on proper electronic assembly practices.

## Calibration

Amphenol Advanced Sensors does not recommend the customer recalibrate the sensor after installation. The sensor ABC Logic algorithm will begin after 24 hours, adjusting the sensor measurement resulting in sensor-to-sensor consistency.

If immediate consistency is desired, the sensors may be single point calibrated using pre-mixed reference gas or ambient air measured by a reference sensor.

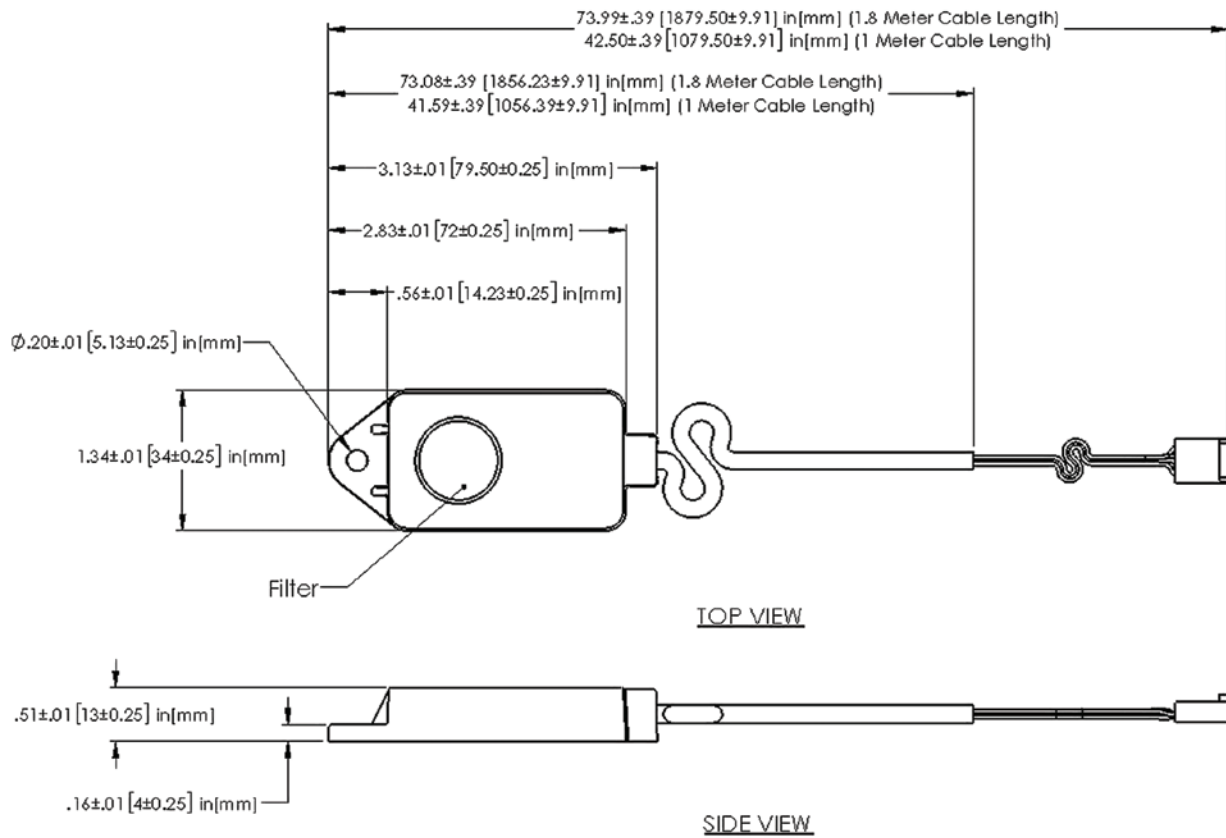
## Ordering Information

Please discuss your specific needs with the Amphenol Advanced Sensors account management team as other configurations are possible; some combinations are already in production.

Derivatives include different outputs and different calibration levels.

Part Number	Output	Operating Voltage	
T3022-1-5K-5-1	I2C Digital	5V	1.0m cable length, JST Connector
T3022-1-5K-5	I2C Digital	5V	1.8m cable length, JST Connector
T3022-1-5K-1-MX	I2C Digital	5V	1.0m cable length, Molex Connector

# Telaire T3022 Series CO<sub>2</sub> Module Dimensions



**Amphenol**  
Advanced Sensors

[www.telaire.com](http://www.telaire.com)

[www.amphenol-sensors.com](http://www.amphenol-sensors.com)

© 2019 Amphenol Corporation. All Rights Reserved. Specifications are subject to change without notice. Other company names and product names used in this document are the registered trademarks or trademarks of their respective owners.

AAS-920-731A 02/2019

# Mouser Electronics

Authorized Distributor

Click to View Pricing, Inventory, Delivery & Lifecycle Information:

[Amphenol:](#)

[T3022-1-5K-1-MX](#) [T3022-1-5K-5-1](#) [T3022-1-5K-5](#)

## Данный компонент на территории Российской Федерации

### Вы можете приобрести в компании MosChip.

Для оперативного оформления запроса Вам необходимо перейти по данной ссылке:

<http://moschip.ru/get-element>

Вы можете разместить у нас заказ для любого Вашего проекта, будь то серийное производство или разработка единичного прибора.

В нашем ассортименте представлены ведущие мировые производители активных и пассивных электронных компонентов.

Нашей специализацией является поставка электронной компонентной базы двойного назначения, продукции таких производителей как XILINX, Intel (ex.ALTERA), Vicor, Microchip, Texas Instruments, Analog Devices, Mini-Circuits, Amphenol, Glenair.

Сотрудничество с глобальными дистрибьюторами электронных компонентов, предоставляет возможность заказывать и получать с международных складов практически любой перечень компонентов в оптимальные для Вас сроки.

На всех этапах разработки и производства наши партнеры могут получить квалифицированную поддержку опытных инженеров.

Система менеджмента качества компании отвечает требованиям в соответствии с ГОСТ Р ИСО 9001, ГОСТ РВ 0015-002 и ЭС РД 009

### Офис по работе с юридическими лицами:

105318, г.Москва, ул.Щербаковская д.3, офис 1107, 1118, ДЦ «Щербаковский»

Телефон: +7 495 668-12-70 (многоканальный)

Факс: +7 495 668-12-70 (доб.304)

E-mail: [info@moschip.ru](mailto:info@moschip.ru)

Skype отдела продаж:

moschip.ru

moschip.ru\_4

moschip.ru\_6

moschip.ru\_9