

# PCB terminal block - SMKDSP 1,5/ 6-5,08 - 1733619

Please be informed that the data shown in this PDF Document is generated from our Online Catalog. Please find the complete data in the user's documentation. Our General Terms of Use for Downloads are valid (<http://download.phoenixcontact.com>)

PC terminal block, Nominal current: 17.5 A, Nom. voltage: 400 V, Pitch: 5.08 mm, Number of positions: 6, Connection method: Screw connection, Mounting: Soldering, Conductor/PCB connection direction: 35 °, Color: green




The figure shows a 10-position version of the product

## Why buy this product

- Conductor and screwdriver axis at an angle of 35° to the usual direction
- Arrangement of several rows of terminal blocks one behind the other – multi-level effect with the same design height
- With 2.3 mm Ø test connection
- Single-row PCB terminal blocks for conductor cross sections up to 1.5 mm<sup>2</sup>
- 5.0 or 5.08 mm pitch



## Key commercial data

Packing unit	1
Minimum order quantity	1
Catalog page	Page 87 (CC-2011)
GTIN	 4 017918 026707
Custom tariff number	85369010
Country of origin	GERMANY

## Technical data

### Dimensions / positions

Length	13.4 mm
Pitch	5.08 mm
Dimension a	25.4 mm
Number of positions	6
Pin dimensions	0,9 x 0,9 mm
Hole diameter	1.3 mm
Screw thread	M3
Tightening torque, min	0.5 Nm
Tightening torque max	0.6 Nm

# PCB terminal block - SMKDSP 1,5/ 6-5,08 - 1733619

## Technical data

### Technical data

Range of articles	SMKDSP 1,5
Insulating material group	I
Rated surge voltage (III/3)	4 kV
Rated surge voltage (III/2)	4 kV
Rated surge voltage (II/2)	4 kV
Rated voltage (III/3)	250 V
Rated voltage (III/2)	400 V
Rated voltage (II/2)	630 V
Connection in acc. with standard	EN-VDE
Nominal current $I_N$	17.5 A
Nominal cross section	1.5 mm <sup>2</sup>
Maximum load current	22 A (with 2.5 mm <sup>2</sup> conductor cross section)
Insulating material	PA
Inflammability class according to UL 94	V0
Internal cylindrical gage	A 1
Stripping length	7 mm
Nominal voltage, UL/CUL Use Group B	250 V
Nominal current, UL/CUL Use Group B	15 A
Nominal voltage, UL/CUL Use Group D	300 V
Nominal current, UL/CUL Use Group D	10 A

### Connection data

Conductor cross section solid min.	0.14 mm <sup>2</sup>
Conductor cross section solid max.	2.5 mm <sup>2</sup>
Conductor cross section stranded min.	0.14 mm <sup>2</sup>
Conductor cross section stranded max.	1.5 mm <sup>2</sup>
Conductor cross section stranded, with ferrule without plastic sleeve min.	0.25 mm <sup>2</sup>
Conductor cross section stranded, with ferrule without plastic sleeve max.	1.5 mm <sup>2</sup>
Conductor cross section stranded, with ferrule with plastic sleeve min.	0.25 mm <sup>2</sup>
Conductor cross section stranded, with ferrule with plastic sleeve max.	1.5 mm <sup>2</sup>
Conductor cross section AWG/kcmil min.	26
Conductor cross section AWG/kcmil max	14
2 conductors with same cross section, solid min.	0.14 mm <sup>2</sup>
2 conductors with same cross section, solid max.	1 mm <sup>2</sup>
2 conductors with same cross section, stranded min.	0.14 mm <sup>2</sup>
2 conductors with same cross section, stranded max.	0.75 mm <sup>2</sup>
2 conductors with same cross section, stranded, ferrules without plastic sleeve, min.	0.25 mm <sup>2</sup>
2 conductors with same cross section, stranded, ferrules without plastic sleeve, max.	0.5 mm <sup>2</sup>

# PCB terminal block - SMKDSP 1,5/ 6-5,08 - 1733619

## Technical data

### Connection data

2 conductors with same cross section, stranded, TWIN ferrules with plastic sleeve, min.	0.5 mm <sup>2</sup>
2 conductors with same cross section, stranded, TWIN ferrules with plastic sleeve, max.	1 mm <sup>2</sup>
Minimum AWG according to UL/CUL	30
Maximum AWG according to UL/CUL	14

## Classifications

### ETIM

ETIM 3.0	EC001121
ETIM 4.0	EC002643
ETIM 5.0	EC002643

### UNSPSC

UNSPSC 11	39121432
UNSPSC 12.01	39121432
UNSPSC 13.2	39121432
UNSPSC 6.01	30211801
UNSPSC 7.0901	39121432

### eCl@ss

eCl@ss 4.0	27141109
eCl@ss 4.1	27141109
eCl@ss 5.0	27141190
eCl@ss 5.1	27141190
eCl@ss 6.0	27261101
eCl@ss 7.0	27440401

## Approvals

### Approvals

---

#### Approvals

CSA / UL Recognized / SEV / cUL Recognized / GOST / CCA / IECEE CB Scheme / GOST / cULus Recognized

---

#### Ex Approvals

---


#### Approvals submitted

---


#### Approval details

# PCB terminal block - SMKDSP 1,5/ 6-5,08 - 1733619

## Approvals

CSA 


	B	D
mm <sup>2</sup> /AWG/kcmil	28-14	28-14
Nominal current IN	10 A	10 A
Nominal voltage UN	300 V	300 V

UL Recognized 

	B	D
mm <sup>2</sup> /AWG/kcmil	30-14	30-14
Nominal current IN	15 A	10 A
Nominal voltage UN	250 V	300 V

SEV


mm <sup>2</sup> /AWG/kcmil	2.5
Nominal voltage UN	250 V

cUL Recognized 

	B	D
mm <sup>2</sup> /AWG/kcmil	30-14	30-14
Nominal current IN	15 A	10 A
Nominal voltage UN	250 V	300 V

GOST 


CCA

IECEE CB Scheme 

GOST 

# PCB terminal block - SMKDSP 1,5/ 6-5,08 - 1733619

## Approvals

cULus Recognized 

## Accessories

### Accessories

### Marking

Marker cards - SK 5,08/3,8:FORTL.ZAHLEN - 0804293



Marker cards, Card, white, labeled, Horizontal: Consecutive numbers 1 - 10, 11 - 20, etc. up to 91 - (99)100, Mounting type: Adhesive, For terminal block width: 5.08 mm

## Plug/Adapter

Test plugs - MPS-MT - 0201744



Test plugs

Reducing plug - RPS - 0201647



Reducing plug, Color: gray

## Tools

Screwdriver - SZS 0,6X3,5 - 1205053

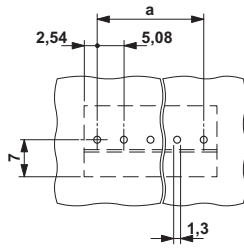


Actuation tool, for ST terminal blocks, insulated, also suitable for use as a bladed screwdriver, size: 0.6 x 3.5 x 100 mm, 2-component grip, with non-slip grip

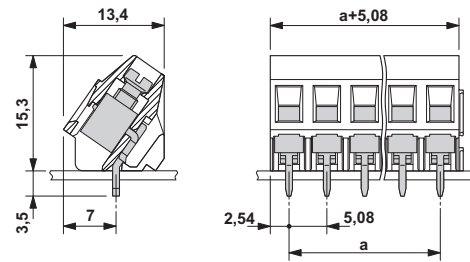
## Drawings

# PCB terminal block - SMKDSP 1,5/ 6-5,08 - 1733619

Drilling diagram



Dimensioned drawing



© Phoenix Contact 2012 - all rights reserved  
<http://www.phoenixcontact.com>

## Данный компонент на территории Российской Федерации

### Вы можете приобрести в компании MosChip.

Для оперативного оформления запроса Вам необходимо перейти по данной ссылке:

<http://moschip.ru/get-element>

Вы можете разместить у нас заказ для любого Вашего проекта, будь то серийное производство или разработка единичного прибора.

В нашем ассортименте представлены ведущие мировые производители активных и пассивных электронных компонентов.

Нашей специализацией является поставка электронной компонентной базы двойного назначения, продукции таких производителей как XILINX, Intel (ex.ALTERA), Vicor, Microchip, Texas Instruments, Analog Devices, Mini-Circuits, Amphenol, Glenair.

Сотрудничество с глобальными дистрибьюторами электронных компонентов, предоставляет возможность заказывать и получать с международных складов практически любой перечень компонентов в оптимальные для Вас сроки.

На всех этапах разработки и производства наши партнеры могут получить квалифицированную поддержку опытных инженеров.

Система менеджмента качества компании отвечает требованиям в соответствии с ГОСТ Р ИСО 9001, ГОСТ РВ 0015-002 и ЭС РД 009

### Офис по работе с юридическими лицами:

105318, г.Москва, ул.Щербаковская д.3, офис 1107, 1118, ДЦ «Щербаковский»

Телефон: +7 495 668-12-70 (многоканальный)

Факс: +7 495 668-12-70 (доб.304)

E-mail: [info@moschip.ru](mailto:info@moschip.ru)

Skype отдела продаж:

moschip.ru

moschip.ru\_4

moschip.ru\_6

moschip.ru\_9