



Features

- Compliant with AEC-Q200 Rev-C Stress Test Qualification for Passive Components in Automotive Applications
- Operating temperature range up to 125 °C
- Low thermal derating factor
- Higher hold currents at elevated temperature
- Choice of operating currents
- RoHS compliant*

MF-SMHT Series - PTC Resettable Fuses

Electrical Characteristics

Model	V max. Volts	I max. Amps	I _{hold}	I _{trip}	Resistance		Max. Time To Trip		Tripped Power Dissipation
			Amperes at 23 °C		Ohms at 23 °C		Amperes at 23 °C	Seconds at 23 °C	Watts at 23 °C
			Hold	Trip	R _{Min.}	R _{1Max.}			Typ.
MF-SMHT136	16	100	1.36	2.72	0.085	0.33	8.0	10.0	2.1
MF-SMHT160	16	100	1.60	3.20	0.050	0.15	8.0	10.0	2.1

Environmental Characteristics

Operating Temperature.....	-40 °C to +125 °C
Storage Temperature.....	-40 °C to +85 °C
Passive Aging.....	+125 °C, 1000 hours..... ±15 % typical resistance change
Humidity Aging.....	+85 °C, 85 % R.H. 7 days..... ±15 % typical resistance change
Thermal Shock.....	MIL-STD-202F, Method 107G,..... ±15 % typical resistance change
	+125 °C to -55 °C, 10 cycles
Vibration.....	MIL-STD-883C, Method 2007.1, Condition A..... No change

Test Procedures And Requirements For Model MF-SMHT Series

Test	Test Conditions	Accept/Reject Criteria
Visual/Mech.....	Verify dimensions and materials.....	Per MF physical description
Resistance.....	In still air @ 23 °C.....	R _{min} ≤ R ≤ R _{1max}
Time to Trip.....	At specified current, V _{max} , 23 °C.....	T ≤ max. time to trip (seconds)
Hold Current.....	30 min. at I _{hold}	No trip
Trip Cycle Life.....	V _{max} , I _{max} , 100 cycles.....	No arcing or burning
Trip Endurance.....	V _{max} , 48 hours.....	No arcing or burning
Solderability.....	MIL-STD-202F, Method 208F.....	95 % min. coverage

Thermal Derating Chart - I_{hold}/I_{trip} (Amps)

Model	Ambient Operating Temperature									
	-40 °C	-20 °C	0 °C	23 °C	40 °C	50 °C	60 °C	70 °C	85 °C	125 °C
MF-SMHT136	1.91 / 3.82	1.72 / 3.44	1.54 / 3.08	1.36 / 2.72	1.18 / 2.36	1.09 / 2.18	1.00 / 2.00	0.91 / 1.82	0.77 / 1.54	0.40 / 0.80
MF-SMHT160	2.15 / 4.30	1.96 / 3.92	1.78 / 3.56	1.60 / 3.20	1.42 / 2.84	1.33 / 2.66	1.24 / 2.48	1.15 / 3.30	1.02 / 2.04	0.64 / 1.28

BOURNS®

Asia-Pacific: Tel: +886-2 2562-4117 • Fax: +886-2 2562-4116

Europe: Tel: +41-41 768 5555 • Fax: +41-41 768 5510

The Americas: Tel: +1-951 781-5500 • Fax: +1-951 781-5700

www.bourns.com

Applications

- Protection of automotive circuitry including engine control modules
- Overcurrent surge protection of electronic equipment required to operate at high operating temperature ranges
- Resettable fault protection of general electronic equipment

MF-SMHT Series - PTC Resettable Fuses

BOURNS®

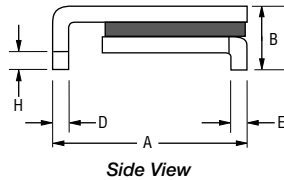
Product Dimensions

Model	A		B	C	D		E		F		G		H
	Min.	Max.	Max.	Max.	Min.	Max.	Min.	Max.	Min.	Max.	Min.	Max.	Min.
MF-SMHT136	$\frac{6.73}{(0.265)}$	$\frac{7.98}{(0.314)}$	$\frac{3.00}{(0.118)}$	$\frac{5.44}{(0.214)}$	$\frac{0.56}{(0.022)}$	$\frac{0.71}{(0.028)}$	$\frac{0.56}{(0.022)}$	$\frac{0.71}{(0.028)}$	$\frac{2.16}{(0.085)}$	$\frac{2.41}{(0.095)}$	$\frac{0.66}{(0.026)}$	$\frac{1.37}{(0.054)}$	$\frac{0.43}{(0.017)}$
MF-SMHT160	$\frac{8.00}{(0.315)}$	$\frac{9.50}{(0.374)}$	$\frac{3.00}{(0.118)}$	$\frac{6.71}{(0.264)}$	$\frac{0.56}{(0.022)}$	$\frac{0.71}{(0.028)}$	$\frac{0.56}{(0.022)}$	$\frac{0.71}{(0.028)}$	$\frac{3.68}{(0.145)}$	$\frac{3.94}{(0.155)}$	$\frac{0.66}{(0.026)}$	$\frac{1.37}{(0.054)}$	$\frac{0.43}{(0.017)}$

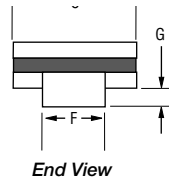
Packaging:

TAPE & REEL: MF-SMHT136 = 2000 pcs. per reel; MF-SMHT160 = 1500 pcs. per reel.

DIMENSIONS: $\frac{\text{MM}}{\text{(INCHES)}}$

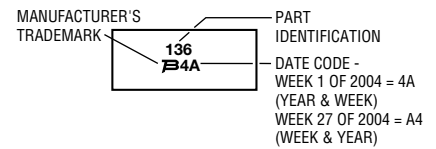


Terminal material:
Tin-plated brass

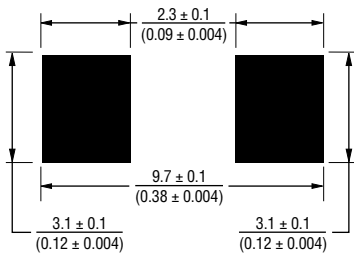


Typical Part Marking

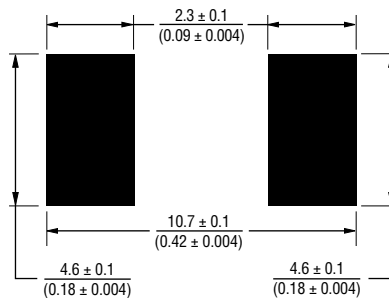
Represents total content. Layout may vary.



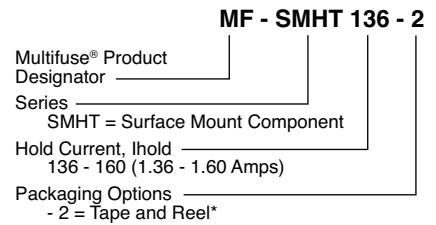
Recommended Pad Layout MF-SMHT136



Recommended Pad Layout MF-SMHT160



How to Order

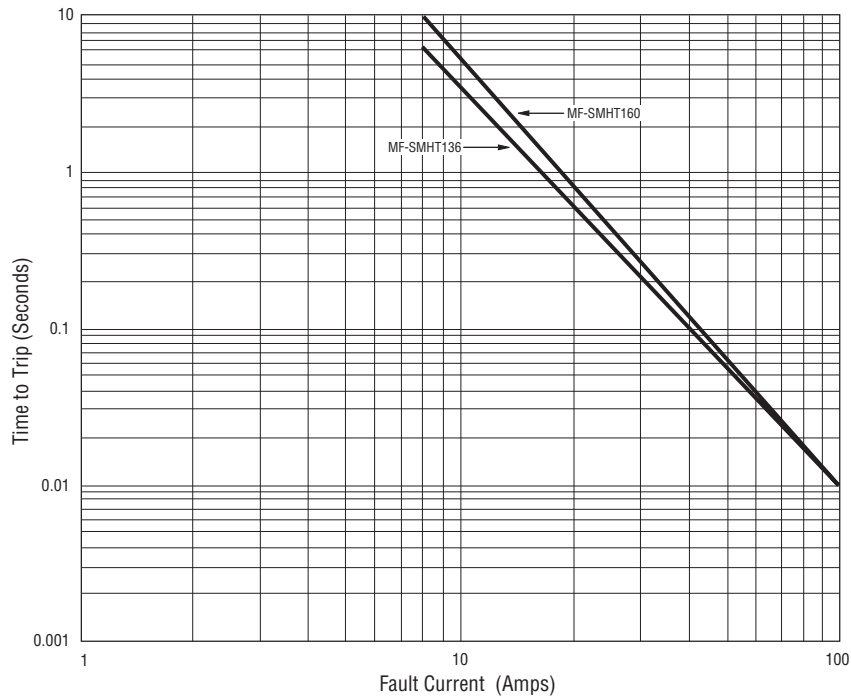


*Packaged per EIA-481-2

MF-SMHT Series - PTC Resettable Fuses

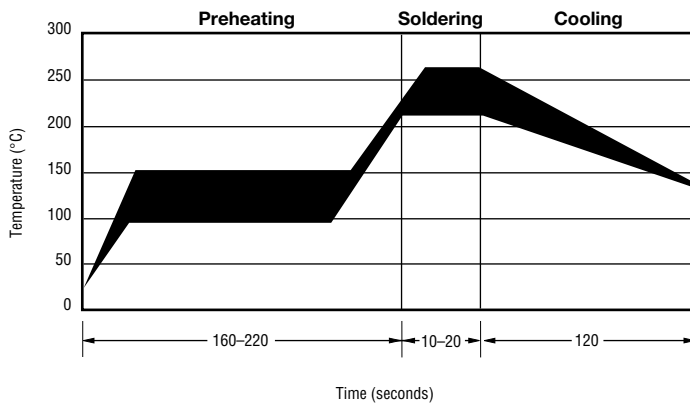
BOURNS®

Typical Time to Trip at 23 °C



The Time to Trip curves represent typical performance of a device in a simulated application environment. Actual performance in specific customer applications may differ from these values due to the influence of other variables.

Solder Reflow Recommendations



Solder reflow

- Recommended reflow methods: IR, vapor phase oven, hot air oven.
- Devices are not designed to be wave soldered to the bottom side of the board.
- Gluing the devices is not recommended.
- Recommended maximum paste thickness is 0.25 mm (.010 inch).
- Devices can be cleaned using standard industry methods and solvents.

Note:

- If reflow temperatures exceed the recommended profile, devices may not meet the performance requirements.

Rework

- A device should not be reworked.

MF-SMHT SERIES, REV. F, 02/12

Specifications are subject to change without notice.
Customers should verify actual device performance in their specific applications.

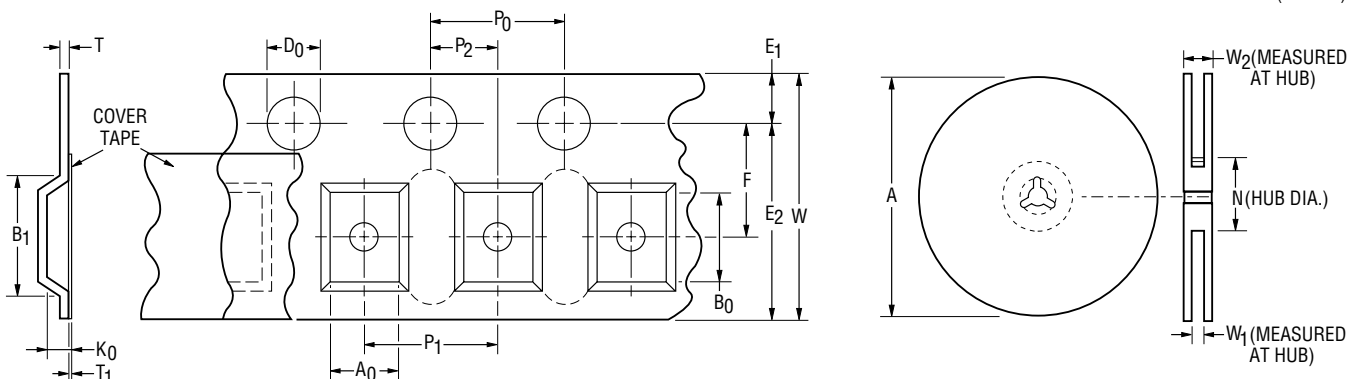
MF-SMHT Series Tape and Reel Specifications

BOURNS®

NOTE: Effective December 1, 2010 (product date code V0), the cover tape will be changed to the new 3M™ Universal Cover Tape (UCT).

Tape Dimensions	MF-SMHT136 per EIA-481-2	MF-SMHT160 per EIA 481-2
W	$\frac{16.0 \pm 0.3}{(0.630 \pm 0.012)}$	$\frac{16.0 \pm 0.3}{(0.630 \pm 0.012)}$
P ₀	$\frac{4.0 \pm 0.1}{(0.157 \pm 0.004)}$	$\frac{4.0 \pm 0.1}{(0.157 \pm 0.004)}$
P ₁	$\frac{8.0 \pm 0.1}{(0.315 \pm 0.004)}$	$\frac{12.0 \pm 0.1}{(0.472 \pm 0.004)}$
P ₂	$\frac{2.0 \pm 0.1}{(0.079 \pm 0.004)}$	$\frac{2.0 \pm 0.1}{(0.079 \pm 0.004)}$
A ₀	$\frac{5.7 \pm 0.1}{(0.224 \pm 0.004)}$	$\frac{6.9 \pm 0.1}{(0.272 \pm 0.004)}$
B ₀	$\frac{8.1 \pm 0.1}{(0.319 \pm 0.004)}$	$\frac{9.6 \pm 0.1}{(0.378 \pm 0.004)}$
B ₁ max.	$\frac{12.1}{(0.476)}$	$\frac{12.1}{(0.476)}$
D ₀	$\frac{1.5 + 0.1/-0.0}{(0.059 + 0.004/-0)}$	$\frac{1.5 + 0.1/-0.0}{(0.059 + 0.004/-0)}$
F	$\frac{7.5 \pm 0.1}{(0.295 + 0.004)}$	$\frac{7.5 \pm 0.1}{(0.295 + 0.004)}$
E ₁	$\frac{1.75 \pm 0.1}{(0.069 \pm 0.004)}$	$\frac{1.75 \pm 0.1}{(0.069 \pm 0.004)}$
E ₂ min.	$\frac{14.25}{(0.561)}$	$\frac{14.25}{(0.561)}$
T max.	$\frac{0.6}{(0.024)}$	$\frac{0.6}{(0.024)}$
T ₁ max.	$\frac{0.1}{(0.004)}$	$\frac{0.1}{(0.004)}$
K ₀	$\frac{3.4 \pm 0.1}{(0.134 \pm 0.004)}$	$\frac{3.4 \pm 0.1}{(0.134 \pm 0.004)}$
Leader min.	$\frac{390}{(15.35)}$	$\frac{390}{(15.35)}$
Trailer min.	$\frac{160}{(6.30)}$	$\frac{160}{(6.30)}$
Reel Dimensions		
A max.	$\frac{360}{(14.17)}$	$\frac{360}{(14.17)}$
N min.	$\frac{50}{(1.97)}$	$\frac{50}{(1.97)}$
W ₁	$\frac{16.4 + 2.0/-0.0}{(0.646 + 0.079/-0)}$	$\frac{16.4 + 2.0/-0.0}{(0.646 + 0.079/-0)}$
W ₂ max.	$\frac{22.4}{(0.882)}$	$\frac{22.4}{(0.882)}$

DIMENSIONS: $\frac{\text{MM}}{\text{(INCHES)}}$



Specifications are subject to change without notice.
Customers should verify actual device performance in their specific applications.

Данный компонент на территории Российской Федерации

Вы можете приобрести в компании MosChip.

Для оперативного оформления запроса Вам необходимо перейти по данной ссылке:

<http://moschip.ru/get-element>

Вы можете разместить у нас заказ для любого Вашего проекта, будь то серийное производство или разработка единичного прибора.

В нашем ассортименте представлены ведущие мировые производители активных и пассивных электронных компонентов.

Нашей специализацией является поставка электронной компонентной базы двойного назначения, продукции таких производителей как XILINX, Intel (ex.ALTERA), Vicor, Microchip, Texas Instruments, Analog Devices, Mini-Circuits, Amphenol, Glenair.

Сотрудничество с глобальными дистрибьюторами электронных компонентов, предоставляет возможность заказывать и получать с международных складов практически любой перечень компонентов в оптимальные для Вас сроки.

На всех этапах разработки и производства наши партнеры могут получить квалифицированную поддержку опытных инженеров.

Система менеджмента качества компании отвечает требованиям в соответствии с ГОСТ Р ИСО 9001, ГОСТ РВ 0015-002 и ЭС РД 009

Офис по работе с юридическими лицами:

105318, г.Москва, ул.Щербаковская д.3, офис 1107, 1118, ДЦ «Щербаковский»

Телефон: +7 495 668-12-70 (многоканальный)

Факс: +7 495 668-12-70 (доб.304)

E-mail: info@moschip.ru

Skype отдела продаж:

moschip.ru

moschip.ru_4

moschip.ru_6

moschip.ru_9