

MICRO SWITCH Key Actuated Safety Switches

GKN Series

004740

Issue 3

Datasheet



DESCRIPTION

The GKN Series key-actuated safety interlocking limit switches are designed for applications where machine guarding is required. Up to 3 normally closed contacts are available per switch to meet most control circuit applications. All normally closed contacts are positive opening ➡. Direct mechanical linkage within the switch force the normally closed contacts open when the actuator key is removed from the switch. When the actuator key is re-inserted into the switch, the contacts change state. The double-insulated plastic housing and stainless steel actuator-key are designed for demanding environments with the internal switch enclosure being environmentally sealed. The design of the switch allows 4 actuator-key entry locations for installation flexibility. Three conduits are integral to each switch for convenience of electrical connections.

VALUE TO CUSTOMERS

- Common mounting footprint for ease of installation
- Double insulated housing, no ground required
- Large wiring cavity with three conduit entries

FEATURES

- Red switch body for easy safety recognition
- Four different styles of stainless steel actuator keys
- Three conduits with 0.5-14 NPT or M20 thread connection
- Positive opening action of normally closed contacts ➡ to EN/IEC 60947-5-1-3 specification
- Three contacts; 2NC/1NO or 3NC
- Switch chamber environmentally sealed to IP67 and NEMA 1, 4X (indoor), 12, and 13
- CCC, CE, and UL certifications
- Designed and agency evaluated for safety functions up to and including a SIL3 level

POTENTIAL APPLICATIONS

- Safety interlock for guards or doors on equipment and machinery
- Designed for hinge or sliding guards or doors

DIFFERENTIATION

- Up to three NC contacts for control, signaling, or contact redundancy
- Four actuator key entry positions
- Optional flexible key for small door radius
- Optional funnel key where door misalignment may occur

PORTFOLIO

In addition to the GKN Series safety interlocking limit switches, Honeywell offers other safety interlocking limit switches. These include the miniature plastic body GKM series, EN50047 plastic body GKE Series, EN50041 metal body GKB Series, and metal body solenoid (trapped key) GKL/R Series. Non-interlocking safety limit switches include the GSS Series, non-contact FF Series, and 1CPS Series and 2CPS Series cable/rope pull safety limit switches.

Key-Actuated Safety Switches, GKN Series

Table 1. Performance Specifications

Characteristic	Parameter
Description	Multi-entry, key-operated safety switch
Agency certifications	cULus, CE, CCC
Housing material	Glass-filled nylon
Actuator key material	Stainless steel
Electrical connection	Three conduits, 20 mm or 0.5-14 NPT
Contact/switch options¹	3NC or 2NC/1NO
Contact type	Slow action break-before-make (BBM), or slow action
Contact design	Double break, electrically separated (Zb)
Contact material	Silver alloy
Electrical ratings	See table 2 below
Utilization category	AC-15, A600; DC-13, Q300
Rated operational voltage (Ue)	120 Vac, 240 Vac, 600 Vac; 125 Vdc, 250 Vdc
Rated operational current (Ie)	6 A, 3 A, 1.2 A; 0.55 A, 0.27 A
Thermal current (Ith)	10 A
Rated insulation (Ui)	600 V
Rated impulse withstand voltage (Uimp)	2500 V
Short circuit protection device (SCPD)	Class J fuse (10 A/600 V)
Pollution degree	2 (micro-environment, inside enclosure) 3 (macro-environment, installation environment)
Environmental sealing	IP67, NEMA 1, 4X (indoor), 12, and 13
Operating temperature	-25 °C to 70 °C [-13 °F to 158 °F]
Shock	50 G per IEC 60068-2-27
Vibration	10 G per IEC 60068-2-6
MCTF (Mechanical life)	>1,000,000 cycles with single-sided confidence of 100%
MCTF (Electrical life)	>25,000 cycles with single-sided confidence of 75%
SIL Capability²	SIL 2 capable with HFT ³ = 0; SIL 3 capable with HFT ³ = 1
Proof test interval	1 year

¹All normally closed contacts are positive opening .

²Safety Integrity Level

³HFT (Hardware Fault Tolerance)

Table 2. Electrical Ratings

AC		DC	
A600	AC15	Q300	DC13
Ue	Ie	Ue	Ie
Volts	Amps	Volts	Amps
120	6	125	0.55
240	3	250	0.27
600	1.2	—	—

Key-Actuated Safety Switches, GKN Series

Figure 1. Product Nomenclature

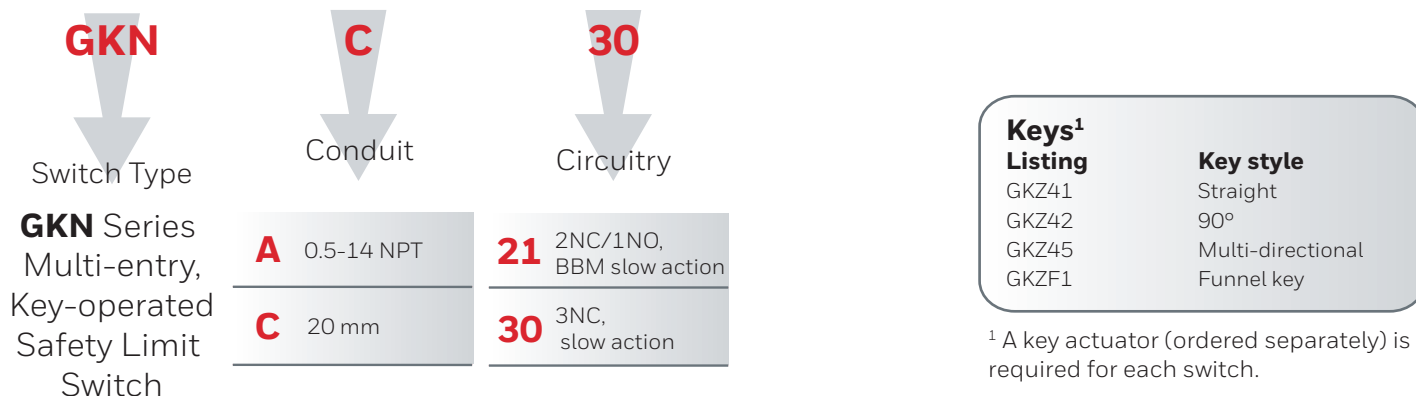

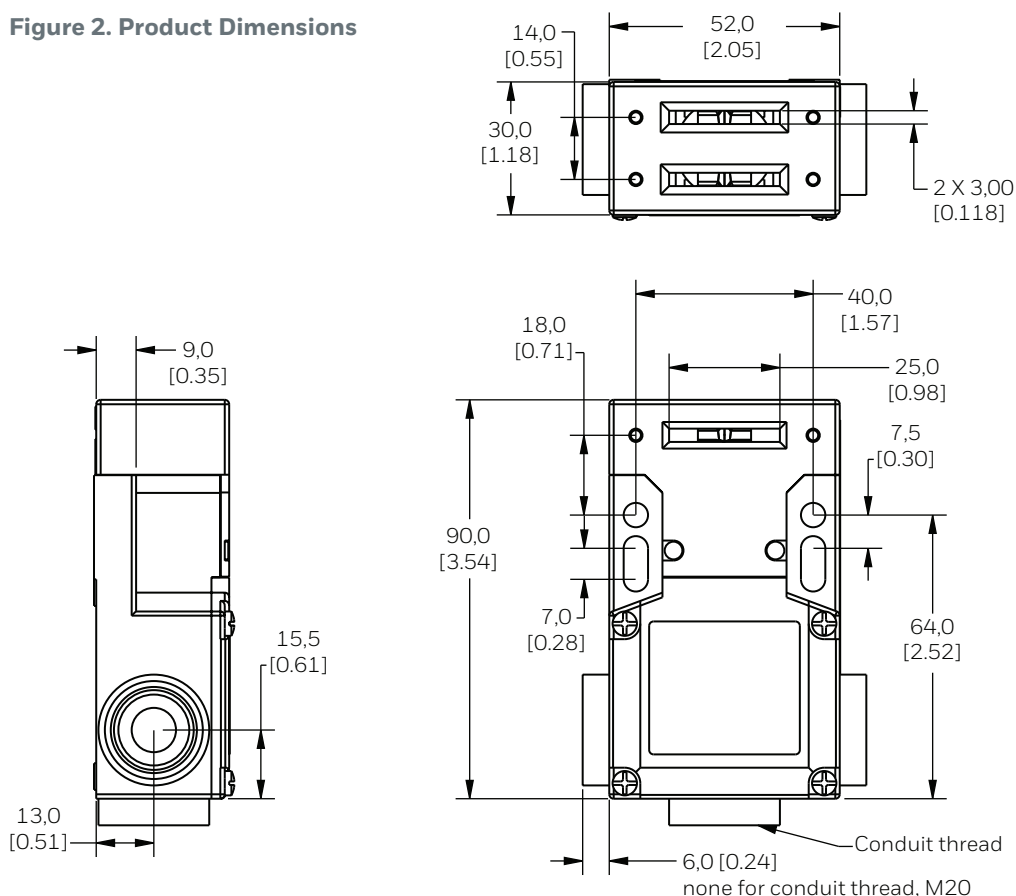


Table 3. Order Guide

	Catalog Listing ¹	Conduit	Contacts
	GKNA21	0.5-14 NPT	2NC/1NO slow action, BBM
	GKNC21	20 mm	2NC/1NO slow action, BBM
	GKNA30	0.5-14 NPT	3NC slow action
	GKNC30	20 mm	3NC slow action

¹ An actuator key (ordered separately) is required for each switch. Select actuator key by reviewing product nomenclature tree on page 3 and dimensional diagrams on pages 3 and 4.

Figure 2. Product Dimensions



Key-Actuated Safety Switches, GKN Series

Figure 2. Product Dimensions, continued

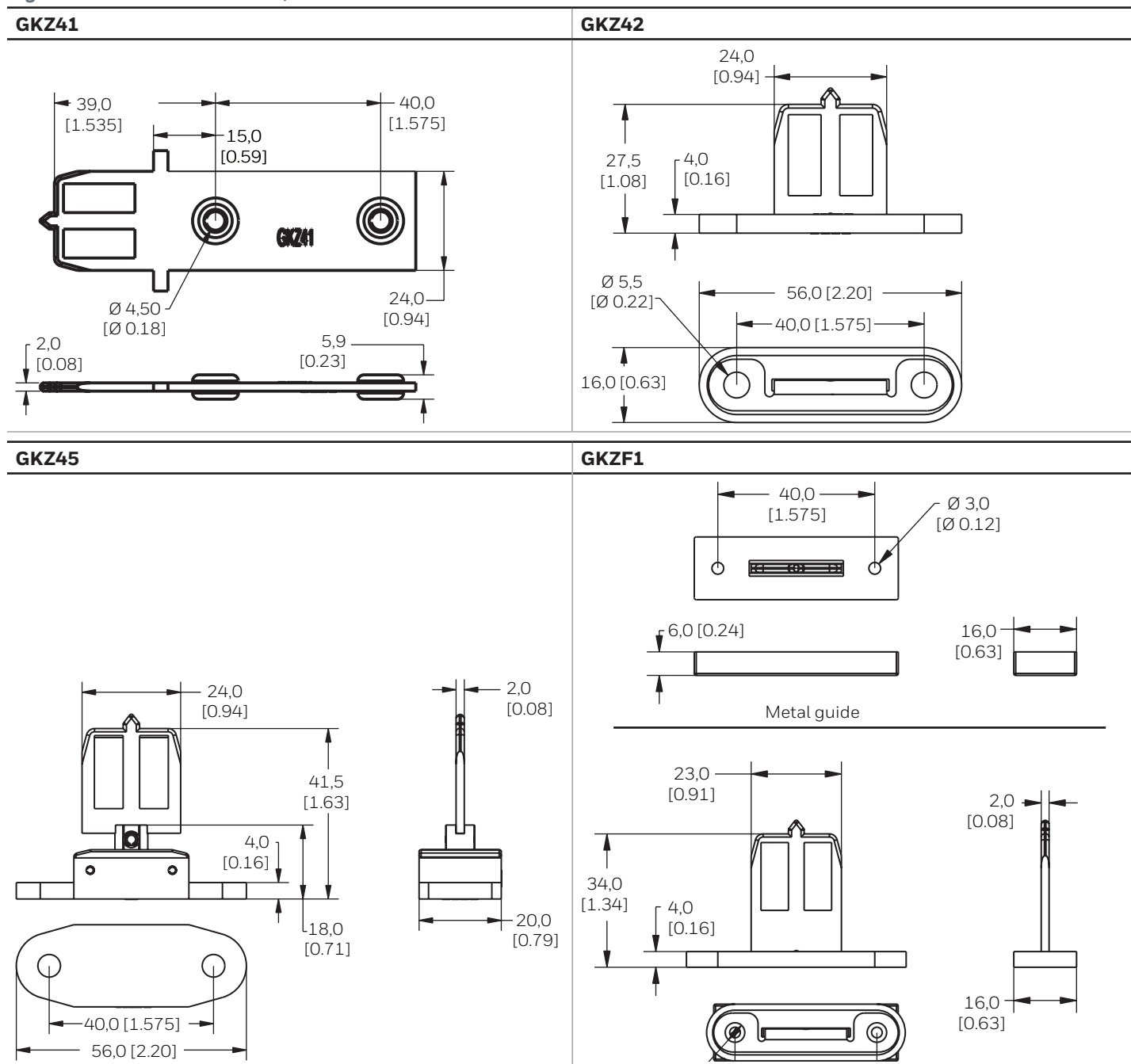


Table 4. Minimum Actuating Radius

Catalog Listing, Description	Radius, min.
GKZ41, Straight key	160 mm [6.30 in]
GKZ42, 90° key (right angle)	160 mm [6.30 in]
GKZ45, Multi-directional key	18° max. all directions
GKZF1, Funnel key and guide	160 mm [6.30 in]

ADDITIONAL MATERIALS

The following associated literature is available on the Honeywell web site at sensing.honeywell.com:

- Product installation instructions
- Product range guide

Find out more

Honeywell serves its customers through a worldwide network of sales offices, representatives and distributors. For application assistance, current specifications, or pricing contact your local sales office.

To learn more about Honeywell's products, call **+1-815-235-6847** or **1-800-537-6945**, visit **sensing.honeywell.com**, or e-mail inquiries to **info.sc@honeywell.com**

Honeywell Sensing and Internet of Things

9680 Old Bailes Road
Fort Mill, SC 29707
honeywell.com

WARNING **IMPROPER INSTALLATION**

- Consult with local safety agencies and their requirements when designing a machine-control link, interface and all control elements that affect safety.
- Strictly adhere to all installation instructions.

Failure to comply with these instructions could result in death or serious injury.

WARNING **MISUSE OF DOCUMENTATION**

- The information presented in this product sheet is for reference only. Do not use this document as a product installation guide.
- Complete installation, operation, and maintenance information is provided in the instructions supplied with each product.

Failure to comply with these instructions could result in death or serious injury.

Warranty/Remedy

Honeywell warrants goods of its manufacture as being free of defective materials and faulty workmanship during the applicable warranty period. Honeywell's standard product warranty applies unless agreed to otherwise by Honeywell in writing; please refer to your order acknowledgment or consult your local sales office for specific warranty details. If warranted goods are returned to Honeywell during the period of coverage, Honeywell will repair or replace, at its option, without charge those items that Honeywell, in its sole discretion, finds defective. **The foregoing is buyer's sole remedy and is in lieu of all other warranties, expressed or implied, including those of merchantability and fitness for a particular purpose. In no event shall Honeywell be liable for consequential, special, or indirect damages.**

While Honeywell may provide application assistance personally, through our literature and the Honeywell web site, it is buyer's sole responsibility to determine the suitability of the product in the application.

Specifications may change without notice. The information we supply is believed to be accurate and reliable as of this writing. However, Honeywell assumes no responsibility for its use.

Honeywell

Данный компонент на территории Российской Федерации

Вы можете приобрести в компании MosChip.

Для оперативного оформления запроса Вам необходимо перейти по данной ссылке:

<http://moschip.ru/get-element>

Вы можете разместить у нас заказ для любого Вашего проекта, будь то серийное производство или разработка единичного прибора.

В нашем ассортименте представлены ведущие мировые производители активных и пассивных электронных компонентов.

Нашей специализацией является поставка электронной компонентной базы двойного назначения, продукции таких производителей как XILINX, Intel (ex.ALTERA), Vicor, Microchip, Texas Instruments, Analog Devices, Mini-Circuits, Amphenol, Glenair.

Сотрудничество с глобальными дистрибьюторами электронных компонентов, предоставляет возможность заказывать и получать с международных складов практически любой перечень компонентов в оптимальные для Вас сроки.

На всех этапах разработки и производства наши партнеры могут получить квалифицированную поддержку опытных инженеров.

Система менеджмента качества компании отвечает требованиям в соответствии с ГОСТ Р ИСО 9001, ГОСТ РВ 0015-002 и ЭС РД 009

Офис по работе с юридическими лицами:

105318, г.Москва, ул.Щербаковская д.3, офис 1107, 1118, ДЦ «Щербаковский»

Телефон: +7 495 668-12-70 (многоканальный)

Факс: +7 495 668-12-70 (доб.304)

E-mail: info@moschip.ru

Skype отдела продаж:

moschip.ru

moschip.ru_4

moschip.ru_6

moschip.ru_9