

# RC

## ●Features

1. Improved pulse endurance characteristics compared to carbon-film devices.
2. Wide resistance range is available, 1 ohm ~ 22M ohm.
3. Stability Class : 10%



## ●Dimensions

| Style | L                                     | D        | H     | d                                       | *Unit weight/pc. |
|-------|---------------------------------------|----------|-------|---|------------------|
| RC1/4 | 6.3 ±0.7                              | 2.4 ±0.1 | 30 ±3 | 0.6 ±0.05                               | 222mg            |
| RC1/2 | 9.5 <sup>+0.8</sup> / <sub>-0.7</sub> | 3.6 ±0.2 | 28 ±3 | 0.7 <sup>+0.07</sup> / <sub>-0.05</sub> | 422mg            |

Unit : mm  
\*Values for reference

## ●Part Number Description

Example

|              |                       |   |                               |   |
|--------------|-----------------------|---|-------------------------------|---|
| Style        |                       | 102   | J                             | B   |
| RC           | 1/4                   |   |                               |   |
| Product Type | Rated Dissipation     | Rated Resistance                                      | Tolerance on Rated Resistance | *Packaging  |
|              | 1/4 0.25W<br>1/2 0.5W | E24, 12, 6 Series<br>e.g. : 2R2=2.2 ohm<br>102=1k ohm | J ±5%<br>K ±10%<br>M ±20%     | B Bulk (Straight)<br>H Horizontal Forming<br>TB 52 mm Width Tape (Ammo Box)<br>TD 52 mm Width Tape (Reel) |

\*Refer to Tape and Packaging information on pages 66.

# FIXED CARBON COMPOSITION RESISTORS

RC

## ●Ratings

| Style | Rated Dissipation at 70°C<br>W | Limiting Element Voltage<br>V | Rated Resistance Range | Combination of Rated Resistance Range and Temperature Coefficient of Resistance |                          |   | Tolerance on Rated Resistance and Preferred Number Series for Resistors | Isolation Voltage<br>V | Category Temperature Range<br>°C |
|-------|--------------------------------|-------------------------------|------------------------|---|--------------------------|---|---|------------------------|----------------------------------|
|       |                                |                               |                        | Temperature Coefficient of Resistance %   |                          | Rated Resistance Range  |   |                        |                                  |
|       |                                |                               |                        | at -55 °C   | at +125 °C               |   |   |                        |                                  |
| RC1/4 | 0.25                           | 250                           | 1 ohm-5.6M ohm         | +6.5 ~0<br>+10 ~0   | +1~-5<br>0~-6            | 1 ohm ~ 1k ohm<br>1.1k ohm ~ 10k ohm                          | 100   | -55~+125               |                                  |
| RC1/2 | 0.5                            | 350                           | 1 ohm-22M ohm          | +13 ~0<br>+15 ~0<br>+20 ~0  | 0~-7.5<br>0~-10<br>0~-15 | 11k ohm ~ 100k ohm<br>110k ohm ~ 1M ohm<br>1.1M ohm ~ 22M ohm |   |                        | 500                              |

Note1. Rated Voltage =  $\sqrt{(\text{Rated Dissipation}) \times (\text{Rated Resistance})}$ . (d.c. or a.c. r.m.s. Voltage)

Note2. Limiting Element Voltage can only be applied to resistors when the resistance value is equal to or higher than the critical resistance value.

Note3. Critical Resistance Value is the resistance value at which the rated voltage is equal to the limiting element voltage.

## ●Storage

Temperature 20±15°C, Humidity 60%R.H. Max, Recommendation Storing Term 6 months after shipped from factory.

## ●Derating Curve

The derated values of dissipation for temperatures in excess of 70°C shall be indicated by the following Curve.



## ●Climatic Category

55/125/56

|  |         |
|--|---------|
| Lower Category Temperature                   | -55°C   |
| Upper Category Temperature                   | +125°C  |
| Duration of the Damp heat, Steady-State Test | 56 days |

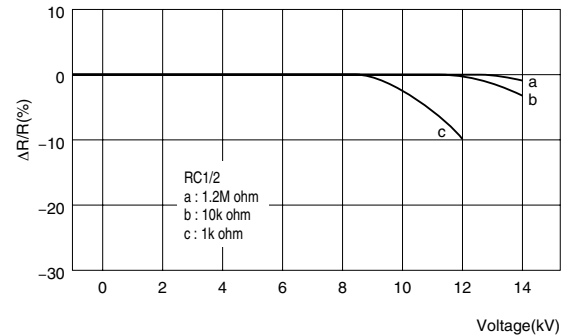
## ●Performance Characteristics JIS C 5201-1 : 1998

| Description                                 | Requirements  | Test Methods  |
|---|---|---|
| Voltage proof                               | No breakdown or flashover   | Clause 4.7 V-block method RC1/4 100Va.c.,60s<br>RC1/2 500Va.c.,60s  |
| Variation of resistance with temperature    | See Ratings Table   | Clause 4.8 Measuring temperature : +20°C/-55°C/<br>+20°C/+125°C/+20°C   |
| Overload                                    | $\Delta R_{\leq \pm}(2\%+0.1 \text{ ohm})$<br>No visible damage, legible marking  | Clause 4.13 The applied voltage shall be 2.5 times of the rated voltage or twice of the limiting element voltage, whichever is the less Severe, 5s. |
| Robustness of terminations                  | Tensile $\Delta R_{\leq \pm}(2\%+0.1 \text{ ohm})$ No visible damage  | Clause 4.16.2 10N for 5~10s   |
|   | Bending $\Delta R_{\leq \pm}(2\%+0.1 \text{ ohm})$ No visible damage  | Clause 4.16.3 5N twice  |
|   | Torsion $\Delta R_{\leq \pm}(2\%+0.1 \text{ ohm})$ No visible damage  | Clause 4.16.4 180°C, 2 rotation   |
| Solderability                               | In accordance with Clause 4.17.4.5  | Clause 4.17 235°C, 5s   |
| Resistance to soldering heat                | $\Delta R_{\leq \pm}(3\%+0.1 \text{ ohm})$<br>No visible damage, legible marking  | Clause 4.18 After immersion into the flux, the immersion into solder shall be carried out 4mm from the body at 350°C for 3.5s.                      |
| Rapid change of temperature                 | $\Delta R_{\leq \pm}(2\%+0.1 \text{ ohm})$ No visible damage  | Clause 4.19 5 cycles between -55°C and +125°C.  |
| Climatic sequence                           | $\Delta R_{\leq \pm}(10\%+0.5 \text{ ohm})$ Insulation resistance : $R_{\geq 100M \text{ ohm}}$<br>No visible damage                  | Clause 4.23 Dry/Damp heat(12+12h cycle), first cycle./<br>Cold/Damp heat(12+12h cycle), remaining cycle./<br>D.C.Load.                              |
| Damp test, steady state                     | $\Delta R_{\leq \pm}(10\%+0.5 \text{ ohm})$ Insulation resistance : $R_{\geq 100M \text{ ohm}}$<br>No visible damage, legible marking | Clause 4.24 40°C, 95%R.H., 56 days, test a), b) and c) of Clause 4.24.2.1   |
| Endurance at 70°C                           | $\Delta R_{\leq \pm}(10\%+0.5 \text{ ohm})$ No visible damage<br>Insulation resistance : $R_{\geq 1G \text{ ohm}}$                    | Clause 4.25.1 Rated voltage, 1.5h "ON", 0.5h "OFF",<br>70°C, 1,000h.  |
| Endurance at the upper category temperature | $\Delta R_{\leq \pm}(10\%+0.5 \text{ ohm})$ No visible damage<br>Insulation resistance : $R_{\geq 1G \text{ ohm}}$                    | Clause 4.25.3 125°C, no-load, 1,000h.   |

●Typical Characteristics

●Surge Resistance Characteristics

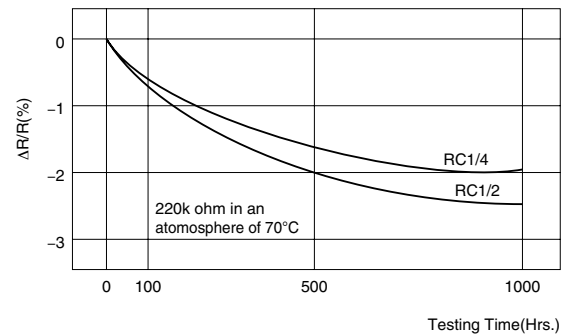
Charging and discharging a 2,000 pF capacitor for 100 cycles.



●Relationship between Load Ratio and Category Temperature



●Endurance at 70°C

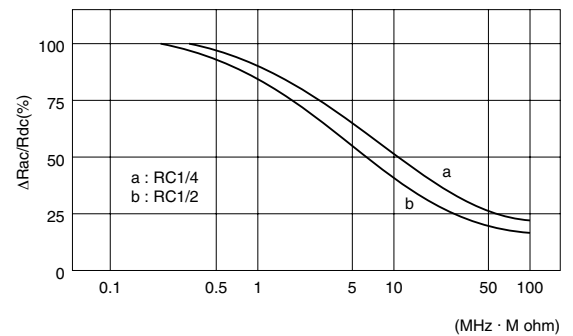


●Variation with Time

Condition : 5~35°C , 45~85% R.H.



●Frequency Characteristics



●Reliability Test

Endurance in humidity

Samples : RC1/4J, 100 ohm, 1k ohm, 10k ohm, 100k ohm×150 each. Total 2,400.

Conditions : Direct current voltage equivalent to the following load ratings in cycles on "ON" for 1.5h and "OFF" for 0.5h for a total of 5,000h in an atmosphere of 40°C, 90 to 95%R.H.

"Typical characteristics indicate the mean values of ΔR/R etc."

| Criterion (%) | Load Ratio P/Pn (%) | Total Testing Time T(Hrs.) | Number of Failures r(pcs.) | Failure Ratio   |                      | Average Lifetime (60% reliability level) (Hrs.) |                       |
|---------------|---------------------|----------------------------|----------------------------|-----------------|----------------------|---|-----------------------|
|               |                     |                            |                            | $\hat{\lambda}$ | $\lambda_{CL}(60\%)$ |   |                       |
| ΔR/R          | ±5                  | 0                          | 2.984X10 <sup>6</sup>      | 6               | 0.201                | 0.244   | 4.098×10 <sup>5</sup> |
|               |                     | 20                         | 2.990X10 <sup>6</sup>      | 4               | 0.134                | 0.176   | 5.682×10 <sup>5</sup> |
|               |                     | 60                         | 2.997X10 <sup>6</sup>      | 2               | 0.067                | 0.104   | 9.615×10 <sup>5</sup> |
|               |                     | 100                        | 2.992X10 <sup>6</sup>      | 3               | 0.100                | 0.139   | 7.194×10 <sup>5</sup> |
|               |                     | Total                      | 1.196X10 <sup>7</sup>      | 15              | 0.125                | 0.138   | 7.209×10 <sup>5</sup> |
| ±10           | Total               | 1.20X10 <sup>7</sup>       | 0                          | 0.0055          | 0.007                | 1.299×10 <sup>7</sup>                           |                       |

## Данный компонент на территории Российской Федерации

### Вы можете приобрести в компании MosChip.

Для оперативного оформления запроса Вам необходимо перейти по данной ссылке:

<http://moschip.ru/get-element>

Вы можете разместить у нас заказ для любого Вашего проекта, будь то серийное производство или разработка единичного прибора.

В нашем ассортименте представлены ведущие мировые производители активных и пассивных электронных компонентов.

Нашей специализацией является поставка электронной компонентной базы двойного назначения, продукции таких производителей как XILINX, Intel (ex.ALTERA), Vicor, Microchip, Texas Instruments, Analog Devices, Mini-Circuits, Amphenol, Glenair.

Сотрудничество с глобальными дистрибьюторами электронных компонентов, предоставляет возможность заказывать и получать с международных складов практически любой перечень компонентов в оптимальные для Вас сроки.

На всех этапах разработки и производства наши партнеры могут получить квалифицированную поддержку опытных инженеров.

Система менеджмента качества компании отвечает требованиям в соответствии с ГОСТ Р ИСО 9001, ГОСТ РВ 0015-002 и ЭС РД 009

### Офис по работе с юридическими лицами:

105318, г.Москва, ул.Щербаковская д.3, офис 1107, 1118, ДЦ «Щербаковский»

Телефон: +7 495 668-12-70 (многоканальный)

Факс: +7 495 668-12-70 (доб.304)

E-mail: [info@moschip.ru](mailto:info@moschip.ru)

Skype отдела продаж:

moschip.ru

moschip.ru\_4

moschip.ru\_6

moschip.ru\_9