

RS Series Relay Modules

At only 6.2mm thickness the RS series Relay module features a slim Din Rail mountable interface solution. The modules have a plug in construction and are available with or without the relay. The built in LED indicates the relay energizing state. The relay features a SPDT configuration and a maximum switching current of 6A. It is available with several standard coil voltages from 5VAC/DC up to 230V AC/DC.

There is a provision for fitting pluggable jumpers which reduces the wiring time. The modules have screw terminals with finger protection for wire termination and offer an IP 20 protection rating. The relay has an IP67 protection rating. Both the relay and the module are UL recognized.



shown on DIN rail with relays and jumpers

| Part Number | Type number | Description | Std. Pk. |
|-------------|--------------------------------|---|----------|
| RSM-12CU | 41F-1Z-C2-1-555 + HF41F/12-Z-S | 6A@250VAC/30VDC,12VAC/DC Coil, 6.2 mm, LED, SPDT | 10 |
| RSM-24CU | 41F-1Z-C2-1-555 + HF41F/24-Z-S | 6A@250VAC/30VDC,24VAC/DC Coil, 6.2 mm, LED, SPDT | 10 |
| RSM-110CU | 41F-1Z-C2-3-555 + HF41F/60-Z-S | 6A@250VAC/30VDC,110VAC/DC Coil, 6.2mm, LED, SPDT | 10 |
| RSM-220CU | 41F-1Z-C2-4-555 + HF41F/60-Z-S | 6A@250VAC/30VDC,220VAC/DC Coil, 6.2mm, LED, SPDT | 10 |
| RSJ-RD | HF41F-AAJ-001-RD | Jumper for RSM, Red, 36A, 250V, 20 pole | 10 |
| RSJ-BK | HF41F-AAJ-001-BK | Jumper for RSM, Black, 36A, 250V, 20 pole | 10 |
| RSJ-BL | HF41F-AAJ-001-BL | Jumper for RSM, Blue, 36A, 250V, 20 pole | 10 |
| RSP-1 | HF41F-AAS-001 | Partition plate for RMS 2.2mm wide | 10 |
| RST-1 | HF41F-AAT-001 | Marking Tag strip for RSM, white, (16 tags per strip) | 4 |

RS Series Socket

CHARACTERISTICS

| | |
|----------------------------|-------------------------------------|
| Ambient Temperature: | -40°C to +70°C (-40°F to +158°F) |
| Rated Voltage: | 250VAC |
| Rated Current: | 6A (per pole) |
| Insulation Voltage (Min.): | 5000VAC |
| Protection: | IP20 |
| Socket Material: | PA66+GF V0 (UL) |
| Contacts Spring Material: | QSn6.5-0.1 |
| Terminal Torque: | 0.6Nm (5.3 lb. in.) |
| Wire Strip Length: | 7mm |
| Applicable Relay Type: | RSR Series (41F) |



File No.: E253370

Notes: Module features/ functions:

- (1) LED indicates the coil energizing state.
- (2) Eliminates negative current of relays.
- (3) Rectifying function (only for VAC/DC types).

| Part Number | Type number | Description |
|-------------|-----------------|--------------------------------------|
| RSS-624U | 41F-1Z-C2-1-555 | For 6 to 24VAC/DC relays, IP20, LED |
| RSS-624D | 41F-1Z-C2-5-555 | For 6 to 24VDC relays, IP20, LED |
| RSS-4860U | 41F-1Z-C2-2-555 | For 48 to 60VAC/DC relays, IP20, LED |
| RSS-110U | 41F-1Z-C2-3-555 | For 110 VAC/DC relays, IP20, LED |
| RSS-220U | 41F-1Z-C2-4-555 | For 220 VAC/DC relays, IP20, LED |



RS Series Subminiature Power Relay

FEATURES

- Slim size (width 5mm)
- High breakdown voltage 4kV (between coil and contacts)
- Surge voltage up to 6kV (between coil and contacts)
- Clearance/creepage distance: 8mm
- Coil power consumption: 170mW
- Contact configuration: SPDT (Form C)
- Environmental friendly product (RoHS compliant)
- Outline Dimensions: 28.0 x 5.0 x 15.0mm



cRU US
File No.:E133481



File No.:40020043

CONTACT INFORMATION

| | | |
|---------------------------------|--|------------------|
| Contact arrangement | SPDT | |
| Initial contact Resistance Max. | 100mΩ (at 1A/6VDC) Gold plated: 30mΩ (at 1A/6VDC) | |
| Contact material | AgNi | |
| Contact rating | Resistive Load | 6A/250VAC |
| | Pilot Duty | 6A/30VDC R300 |
| Max. switching voltage | 400VAC / 125VDC | |
| Max. switching current | 6A | |
| Max. switching power | 1500VA / 180W | |
| Mechanical life | 10 million cycles | |
| Electrical life | 10,000 cycles at 85°C (185°F) | |

| Part Number | Type number | Description |
|-------------|------------------|------------------------------|
| RSR-05DCS | HF41F/5-Z-S-555 | SPDT, 5 mm, 5VDC Coil, IP67 |
| RSR-06DCS | HF41F/6-Z-S-555 | SPDT, 5 mm, 6VDC Coil, IP67 |
| RSR-12DCS | HF41F/12-Z-S-555 | SPDT, 5 mm, 12VDC Coil, IP67 |
| RSR-24DCS | HF41F/24-Z-S-555 | SPDT, 5 mm, 24VDC Coil, IP67 |
| RSR-48DCS | HF41F/48-Z-S-555 | SPDT, 5 mm, 48VDC Coil, IP67 |
| RSR-60DCS | HF41F/60-Z-S-555 | SPDT, 5 mm, 60VDC Coil, IP67 |

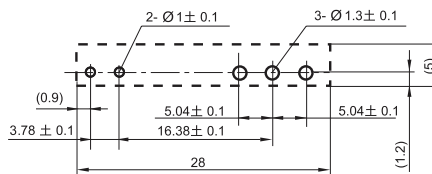
Contact Configuration
1 Form SPDT



Wiring Diagram



PCB Layout



CHARACTERISTICS

| | | |
|-----------------------------------|--|-----------------------------|
| Initial insulation resistance | 1000mΩ (at 500VDC) | |
| Dielectric strength | Between coil & contacts | 4000VAC 1 min. |
| | Between open contacts | 1000VAC 1 min. |
| Operate time (at nominal voltage) | Max. 8ms | |
| Release time (at nominal voltage) | Max. 4ms | |
| Shock resistance | Functional | 50m/s ² (5g) |
| | Destructive | 1000m/s ² (100g) |
| Vibration resistance | 1mm double amplitude max @10 ...55 Hz, 6G max | |
| Humidity | 5 to 85% RH | |
| Ambient temperature | -40°C to +85°C (-40°F to +185°F) | |
| Termination | Plug in; PCB mount | |
| Unit weight | 5.4g (0.2 oz.) | |
| Construction | Sealed IP67. Flux proof | |

COIL

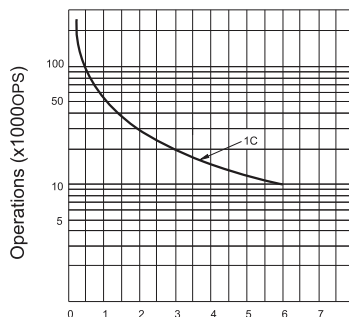
| | |
|-------------------------|--|
| Coil power consumption: | 5 to 24VDC: 170mW 48VDC, 60VDC: 210mW |
|-------------------------|--|

COIL DATA

at 20°C

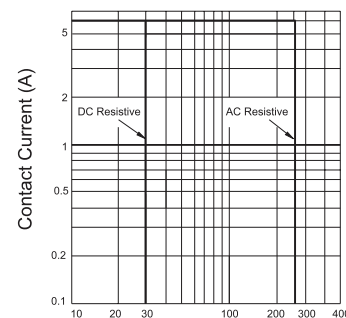
| Nominal Voltage (VDC) | Pick-up Voltage (VDC) | Drop-out Voltage (VDC) | Max. Allowable Voltage (VDC) 85°C | Coil Resistance (Ω) |
|-----------------------|-----------------------|------------------------|-----------------------------------|---------------------|
| 5 | 3.75 | 0.25 | 6.50 | 147 ± 10% |
| 6 | 4.50 | 0.30 | 7.80 | 212 ± 10% |
| 12 | 9.00 | 0.60 | 15.6 | 848 ± 10% |
| 24 | 18.0 | 1.20 | 31.2 | 3390 ± 15% |
| 48 | 36.0 | 2.40 | 62.4 | 10600 ± 15% |
| 60 | 45.0 | 3.00 | 78.0 | 16600 ± 15% |

ENDURANCE CURVE



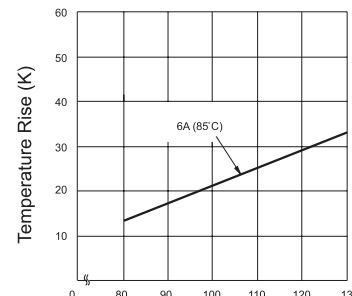
Contact Current (A)

MAXIMUM SWITCHING POWER



Contact Voltage (V)

COIL TEMPERATURE RISE



Percentage Of Nominal Coil Voltage

Данный компонент на территории Российской Федерации

Вы можете приобрести в компании MosChip.

Для оперативного оформления запроса Вам необходимо перейти по данной ссылке:

<http://moschip.ru/get-element>

Вы можете разместить у нас заказ для любого Вашего проекта, будь то серийное производство или разработка единичного прибора.

В нашем ассортименте представлены ведущие мировые производители активных и пассивных электронных компонентов.

Нашей специализацией является поставка электронной компонентной базы двойного назначения, продукции таких производителей как XILINX, Intel (ex.ALTERA), Vicor, Microchip, Texas Instruments, Analog Devices, Mini-Circuits, Amphenol, Glenair.

Сотрудничество с глобальными дистрибьюторами электронных компонентов, предоставляет возможность заказывать и получать с международных складов практически любой перечень компонентов в оптимальные для Вас сроки.

На всех этапах разработки и производства наши партнеры могут получить квалифицированную поддержку опытных инженеров.

Система менеджмента качества компании отвечает требованиям в соответствии с ГОСТ Р ИСО 9001, ГОСТ РВ 0015-002 и ЭС РД 009

Офис по работе с юридическими лицами:

105318, г.Москва, ул.Щербаковская д.3, офис 1107, 1118, ДЦ «Щербаковский»

Телефон: +7 495 668-12-70 (многоканальный)

Факс: +7 495 668-12-70 (доб.304)

E-mail: info@moschip.ru

Skype отдела продаж:

moschip.ru

moschip.ru_4

moschip.ru_6

moschip.ru_9