

3M™ Mini D Ribbon (MDR) Cable Assembly

.050" High Speed Video Data Transmission System, 50 Position

14X50-SZWB-XXX-0NC



- Supports LVDS Channel Link™ signaling
- 20 shielded pairs (100 ohm) +4 drains for high bandwidth applications
- High density 50 position MDR with rugged ribbon type contact
- 3 Unshielded Twisted 28 AWG Pairs
- EMI shielded junction shell in either plastic or over-molded construction
- Rugged thumbscrew retention
- RoHS* compliant

Date Modified: May 12, 2006

TS-2103-03
Sheet 1 of 4

Physical

Connector Contact Plating

Wiping Area: 30μ" [0.76μm] Min. Gold

Shell

Color: Beige

Material: Acrylonitrile Butadiene Styrene (ABS)

Cable

Color: Beige

Jacket Material: Polyvinyl Chloride (PVC)

Flammability: AWM VW-1

Electrical

Voltage Rating: 30 V

Current Rating: 1 A

Insulation Resistance: $> 1 \times 10^8 \Omega$ at @100 Vdc

Withstanding Voltage: 350 Vrms for 1 minute

Individually Shielded Twisted Pairs

Characteristic Impedance: $100 \pm 10 \Omega$

Conductor Size: 28 AWG Stranded

Propogation Velocity: 1.25 ns/ft [4.1 ns/m]

Environmental

Temperature Rating: -20°C to +75°C

*RoHS = Directive 2002/95/EC, Restriction of the Use of Certain Hazardous Substances in Electrical and Electronic Equipment
"RoHS compliant" means that the product or part does not contain any of the following substances in excess of the following maximum concentration values in any homogeneous material, unless the substance is in an application that is exempt under RoHS: (a) 0.1% (by weight) for lead, mercury, hexavalent chromium, polybrominated biphenyls or polybrominated diphenyl ethers; or (b) 0.01% (by weight) for cadmium. Unless otherwise stated by 3M in writing, this information represents 3M's knowledge and belief based upon information provided by third party suppliers to 3M.

UL File No.: E86982

Channel Link is a trademark of National Semiconductor.



Interconnect Solutions

<http://www.3M.com/interconnects/>

3M is a trademark of 3M Company.
For technical, sales or ordering information call

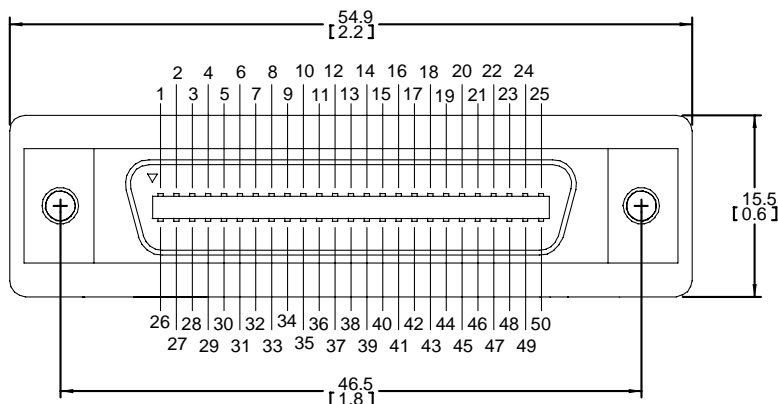
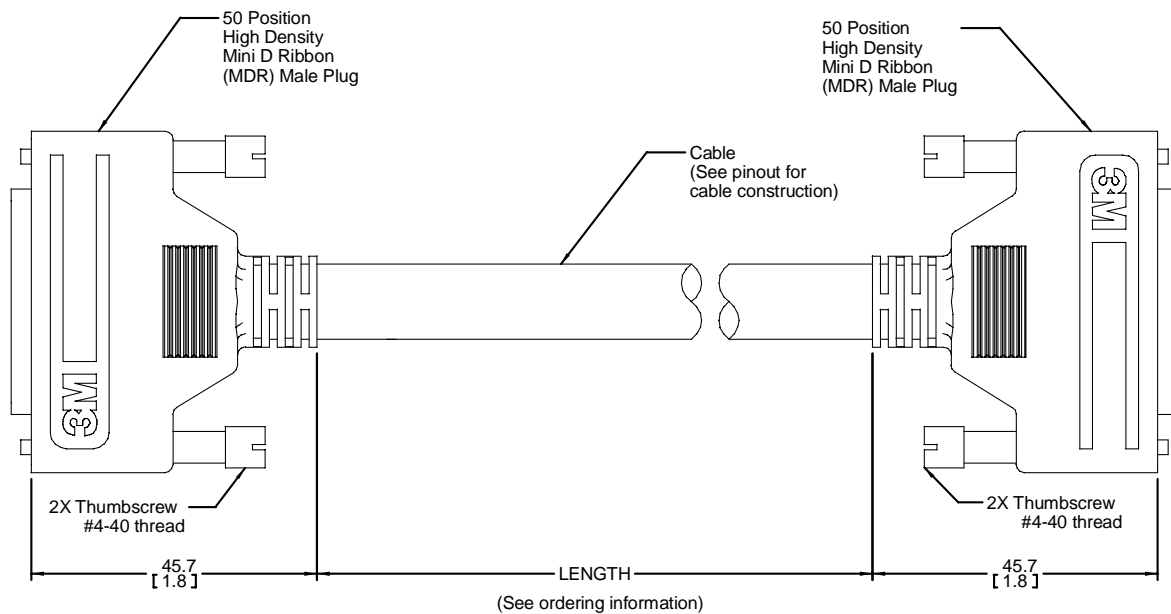
800-225-5373

3M™ Mini D Ribbon (MDR) Cable Assembly

.050" High Speed Video Data Transmission System, 50 Position

14X50-SZWB-XXX-0NC

Over-Molded #4-40 Thumbscrew



mm
[Inch]

| Tolerance Unless Noted | | |
|------------------------|-----|------|
| | 0.0 | 0.00 |
| mm | ±.1 | ±.10 |

[] Dimensions for Reference only

Generic End Detail
MDR 50 Position Plug
(Both Ends)

Assembly Length Tolerance

Cable Length:
0.5 to 1.5 meters -0 + .05 meters
2 to 10 meters -0 +3% of length

Ordering Information

14X50-SZWB-XXX-0NC

Backshell Options:
T = Over-molded 4-40 thumbscrew
B = Discrete 4-40 thumbscrew shell kit

Length:
100 = 1.0 meters
200 = 2.0 meters
500 = 5.0 meters

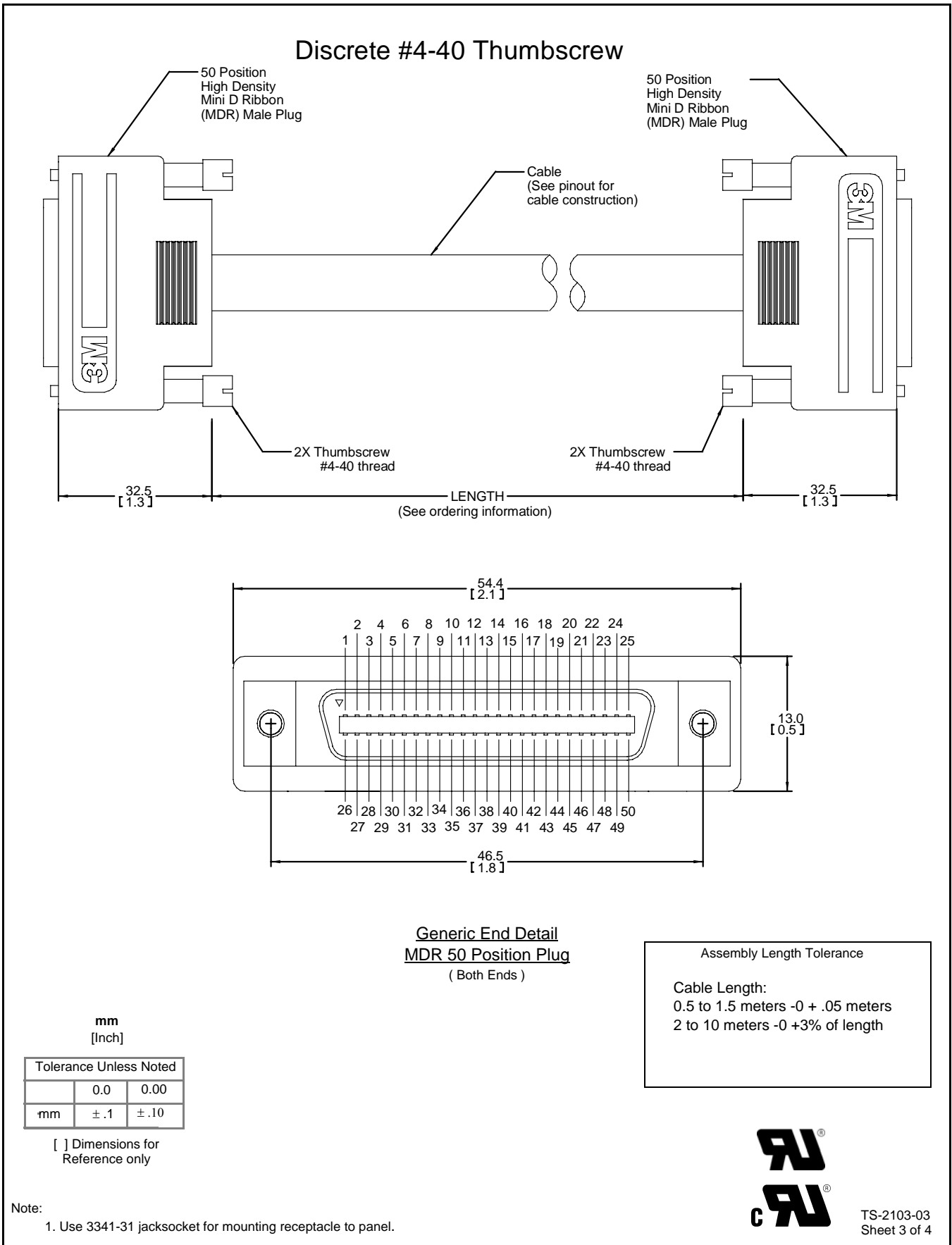


TS-2103-03
Sheet 2 of 4

3M™ Mini D Ribbon (MDR) Cable Assembly

.050" High Speed Video Data Transmission System, 50 Position

14X50-SZWB-XXX-0NC



3M™ Mini D Ribbon (MDR) Cable Assembly

.050" High Speed Video Data Transmission System, 50 Position

14X50-SZWB-XXX-0NC

| MDR 50 Position Pinout (F50-13) | | | | | | | | | | | |
|---------------------------------|----------|----------|----------|----------|------|------|----------|----------|----------|----------|------|
| P1 | | | | | | P2 | | | | | |
| Pair | Signal | Position | Position | Signal | Pair | Pair | Signal | Position | Position | Signal | Pair |
| 1 | A0M | 1 | 38 | DDC Gnd | TP2 | 1 | A0M | 1 | 38 | DDC Gnd | TP2 |
| 1 | A0P | 26 | 14 | DDC SCL | TP2 | 1 | A0P | 26 | 14 | DDC SCL | TP2 |
| 2 | A1M | 2 | 39 | DDC SDA | TP3 | 2 | A1M | 2 | 39 | DDC SDA | TP3 |
| 2 | A1P | 27 | 15 | A8M | 11 | 2 | A1P | 27 | 15 | A8M | 11 |
| 3 | A2M | 3 | 40 | A8P | 11 | 3 | A2M | 3 | 40 | A8P | 11 |
| 3 | A2P | 28 | 16 | A9M | 12 | 3 | A2P | 28 | 16 | A9M | 12 |
| 4 | CLK1M | 4 | 41 | A9P | 12 | 4 | CLK1M | 4 | 41 | A9P | 12 |
| 4 | CLK1P | 29 | 17 | A10M | 13 | 4 | CLK1P | 29 | 17 | A10M | 13 |
| 5 | A3M | 5 | 42 | A10P | 13 | 5 | A3M | 5 | 42 | A10P | 13 |
| 5 | A3P | 30 | 18 | CLK3M | 14 | 5 | A3P | 30 | 18 | CLK3M | 14 |
| N/A | Shield 1 | 6 | 43 | CLK3P | 14 | N/A | Shield 1 | 6 | 43 | CLK3P | 14 |
| N/A | Shield 1 | 31 | 19 | A11M | 15 | N/A | Shield 1 | 31 | 19 | A11M | 15 |
| 6 | A4M | 7 | 44 | A11P | 15 | 6 | A4M | 7 | 44 | A11P | 15 |
| 6 | A4P | 32 | 20 | Shield 4 | N/A | 6 | A4P | 32 | 20 | Shield 4 | N/A |
| 7 | A5M | 8 | 45 | Shield 3 | N/A | 7 | A5M | 8 | 45 | Shield 3 | N/A |
| 7 | A5P | 33 | 21 | A12M | 16 | 7 | A5P | 33 | 21 | A12M | 16 |
| 8 | A6M | 9 | 46 | A12P | 16 | 8 | A6M | 9 | 46 | A12P | 16 |
| 8 | A6P | 34 | 22 | A13M | 17 | 8 | A6P | 34 | 22 | A13M | 17 |
| 9 | A7M | 10 | 47 | A13P | 17 | 9 | A7M | 10 | 47 | A13P | 17 |
| 9 | A7P | 35 | 23 | A14M | 18 | 9 | A7P | 35 | 23 | A14M | 18 |
| 10 | CLK2M | 11 | 48 | A14P | 18 | 10 | CLK2M | 11 | 48 | A14P | 18 |
| 10 | CLK2P | 36 | 24 | A15M | 19 | 10 | CLK2P | 36 | 24 | A15M | 19 |
| TP1 | twpr- | 12 | 49 | A15P | 19 | TP1 | twpr- | 12 | 49 | A15P | 19 |
| TP1 | twpr+ | 37 | 25 | CLK4M | 20 | TP1 | twpr+ | 37 | 25 | CLK4M | 20 |
| TP3 | DDC+5V | 13 | 50 | CLK4P | 20 | TP3 | DDC+5V | 13 | 50 | CLK4P | 20 |

Notes:

1. All pairs are individually shielded with aluminum foil.
2. Pair shields are wrapped Aluminum out and in contact with six internal drains (logic ground).
3. Outer braid and foil (chassis ground) is isolated from inner drains (logic ground).

TS-2103-03
Sheet 4 of 4

Important Notice

All statements, technical information, and recommendations related to 3M's products are based on information believed to be reliable, but the accuracy or completeness is not guaranteed. Before using this product, you must evaluate it and determine if it is suitable for your intended application. You assume all risks and liability associated with such use. Any statements related to the product which are not contained in 3M's current publications, or any contrary statements contained on your purchase order shall have no force or effect unless expressly agreed upon, in writing, by an authorized officer of 3M.



3M Electronics

6801 River Place Blvd.
Austin, TX 78726-9000
800/225-5373
www.3M.com/electronics

Warranty; Limited Remedy; Limited Liability.

This product will be free from defects in material and manufacture for a period of one (1) year from the time of purchase. **3M MAKES NO OTHER WARRANTIES INCLUDING, BUT NOT LIMITED TO, ANY IMPLIED WARRANTY OF MERCHANTABILITY OR FITNESS FOR A PARTICULAR PURPOSE.** If this product is defective within the warranty period stated above, your exclusive remedy shall be, at 3M's option, to replace or repair the 3M product or refund the purchase price of the 3M product. **Except where prohibited by law, 3M will not be liable for any indirect, special, incidental or consequential loss or damage arising from this 3M product, regardless of the legal theory asserted.**



Minimum 10%
Post-Consumer Fiber

Printed in USA.

© 3M 2006

Данный компонент на территории Российской Федерации

Вы можете приобрести в компании MosChip.

Для оперативного оформления запроса Вам необходимо перейти по данной ссылке:

<http://moschip.ru/get-element>

Вы можете разместить у нас заказ для любого Вашего проекта, будь то серийное производство или разработка единичного прибора.

В нашем ассортименте представлены ведущие мировые производители активных и пассивных электронных компонентов.

Нашей специализацией является поставка электронной компонентной базы двойного назначения, продукции таких производителей как XILINX, Intel (ex.ALTERA), Vicor, Microchip, Texas Instruments, Analog Devices, Mini-Circuits, Amphenol, Glenair.

Сотрудничество с глобальными дистрибьюторами электронных компонентов, предоставляет возможность заказывать и получать с международных складов практически любой перечень компонентов в оптимальные для Вас сроки.

На всех этапах разработки и производства наши партнеры могут получить квалифицированную поддержку опытных инженеров.

Система менеджмента качества компании отвечает требованиям в соответствии с ГОСТ Р ИСО 9001, ГОСТ РВ 0015-002 и ЭС РД 009

Офис по работе с юридическими лицами:

105318, г.Москва, ул.Щербаковская д.3, офис 1107, 1118, ДЦ «Щербаковский»

Телефон: +7 495 668-12-70 (многоканальный)

Факс: +7 495 668-12-70 (доб.304)

E-mail: info@moschip.ru

Skype отдела продаж:

moschip.ru

moschip.ru_4

moschip.ru_6

moschip.ru_9