

- Ideal for 345 MHz Remote Control and Security Transmitters
- Very Low Series Resistance
- Quartz Stability
- Complies with Directive 2002/95/EC (RoHS)



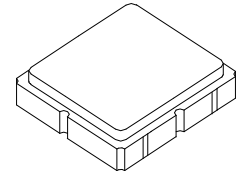
The RO3075E is a true one-port, surface-acoustic-wave (SAW) resonator in a surface-mount ceramic case. It provides reliable, fundamental-mode, quartz frequency stabilization of fixed-frequency transmitters operating at 345 MHz. The RO3075E is designed for wireless remote control and security transmitters operating in the USA under FCC Part 15.

**Absolute Maximum Ratings**

Rating	Value	Units
Input Power Level	0	dBm
DC Voltage	12	VDC
Storage Temperature Range	-40 to +125	°C
Operating Temperature Range	-40 to +105	°C
Soldering Temperature (10 seconds / 5 cycles maximum)	260	°C

**RO3075E**

**345.0 MHz  
SAW  
Resonator**



**SM3030-6 Case  
3.0 X 3.0**

**Electrical Characteristics**

Characteristic		Sym	Notes	Minimum	Typical	Maximum	Units			
Frequency, +25 °C	Absolute Frequency	$f_C$	2, 3, 4, 5	344.900		345.100	MHz			
	Tolerance from 345.000 MHz	$\Delta f_C$							±100	kHz
Insertion Loss		IL	2, 5, 6		1.4	2.2	dB			
Quality Factor	Unloaded Q	$Q_U$			27000					
	50Ω Loaded Q	$Q_L$			4200					
Temperature Stability	Turnover Temperature	$T_O$	6, 7, 8	10	25	35	°C			
	Turnover Frequency	$f_O$							$f_C$	
	Frequency Temperature Coefficient	FTC							0.032	
Frequency Aging	Absolute Value during the First Year	$ f_A $	1, 6		10		ppm/yr			
DC Insulation Resistance between Any Two Terminals			5	1.0			MΩ			
RF Equivalent RLC Model	Motional Resistance	$R_M$	5, 7, 9		18		Ω			
	Motional Inductance	$L_M$							240	μH
	Motional Capacitance	$C_M$							0.9	fF
	Shunt Static Capacitance	$C_O$						5, 6, 9	4.3	pF
Test Fixture Shunt Inductance		$L_{TEST}$	2, 7		50		nH			
Lid Symbolization				694 // YWWS						
Standard Reel Quantity	Reel Size 7 Inch		10	500 Pieces / Reel						
	Reel Size 13 Inch			3000 Pieces / Reel						

**CAUTION: Electrostatic Sensitive Device. Observe precautions for handling.**

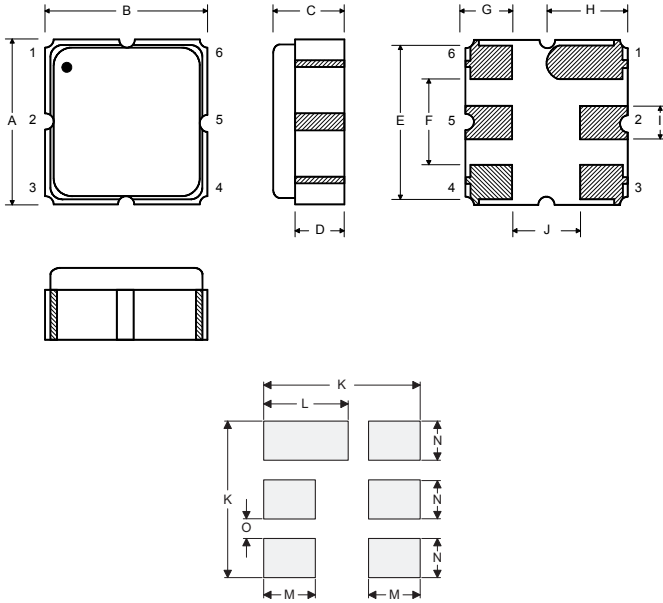
**NOTES:**

- Frequency aging is the change in  $f_C$  with time and is specified at +65 °C or less. Aging may exceed the specification for prolonged temperatures above +65 °C. Typically, aging is greatest the first year after manufacture, decreasing in subsequent years.
- The center frequency,  $f_C$ , is measured at the minimum insertion loss point,  $IL_{MIN}$ , with the resonator in the 50 Ω test system ( $VSWR \leq 1.2:1$ ). The shunt inductance,  $L_{TEST}$ , is tuned for parallel resonance with  $C_O$  at  $f_C$ . Typically,  $f_{OSCILLATOR}$  or  $f_{TRANSMITTER}$  is approximately equal to the resonator  $f_C$ .
- One or more of the following United States patents apply: 4,454,488 and 4,616,197.
- Typically, equipment utilizing this device requires emissions testing and government approval, which is the responsibility of the equipment manufacturer.
- Unless noted otherwise, case temperature  $T_C = +25 \pm 2$  °C.
- The design, manufacturing process, and specifications of this device are subject to change without notice.
- Derived mathematically from one or more of the following directly measured parameters:  $f_C$ , IL, 3 dB bandwidth,  $f_C$  versus  $T_C$ , and  $C_O$ .
- Turnover temperature,  $T_O$ , is the temperature of maximum (or turnover) frequency,  $f_O$ . The nominal frequency at any case temperature,  $T_C$ , may be calculated from:  $f = f_O [1 - FTC (T_O - T_C)^2]$ . Typically *oscillator*  $T_O$  is approximately equal to the specified *resonator*  $T_O$ .
- This equivalent RLC model approximates resonator performance near the resonant frequency and is provided for reference only. The capacitance  $C_O$  is the static (nonmotional) capacitance between the two terminals measured at low frequency (10 MHz) with a capacitance meter. The measurement includes parasitic capacitance with "NC" pads unconnected. Case parasitic capacitance is approximately 0.05 pF. Transducer parallel capacitance can be calculated as:  $C_P \approx C_O - 0.05$  pF.
- Tape and Reel Standard Per ANSI / EIA 481.

## Electrical Connections

The SAW resonator is bidirectional and may be installed with either orientation. The two terminals are interchangeable and unnumbered. The callout NC indicates no internal connection. The NC pads assist with mechanical positioning and stability. External grounding of the NC pads is recommended to help reduce parasitic capacitance in the circuit.

Pin	Connection
1	NC
2	Terminal
3	NC
4	NC
5	Terminal
6	NC



## Case and Typical PCB Land Dimensions

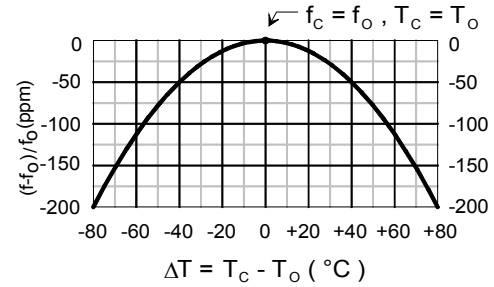
Ref	mm			Inches		
	Min	Nom	Max	Min	Nom	Max
A	2.87	3.00	3.13	0.113	0.118	0.123
B	2.87	3.00	3.13	0.113	0.118	0.123
C	1.12	1.25	1.38	0.044	0.049	0.054
D	0.77	0.90	1.03	0.030	0.035	0.040
E	2.67	2.80	2.93	0.105	0.110	0.115
F	1.47	1.60	1.73	0.058	0.063	0.068
G	0.72	0.85	0.98	0.028	0.033	0.038
H	1.37	1.50	1.63	0.054	0.059	0.064
I	0.47	0.60	0.73	0.019	0.024	0.029
J	1.17	1.30	1.43	0.046	0.051	0.056
K		3.20			0.126	
L		1.70			0.067	
M		1.05			0.041	
N		0.81			0.032	
O		0.38			0.015	

## Equivalent RLC Model



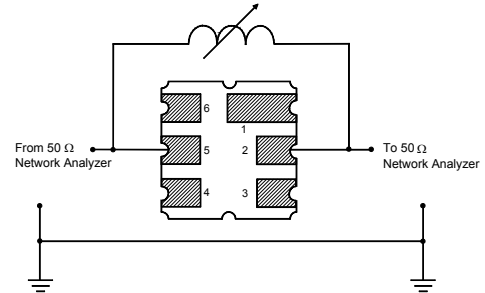
## Temperature Characteristics

The curve shown accounts for resonator contribution only and does not include external LC component temperature effects.

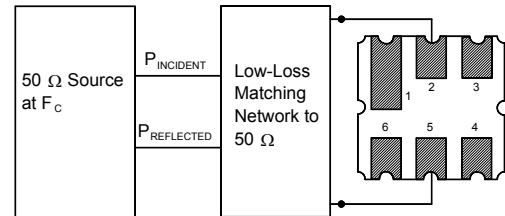


## Characterization Test Circuit

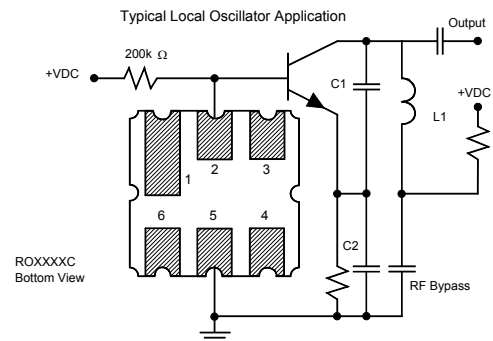
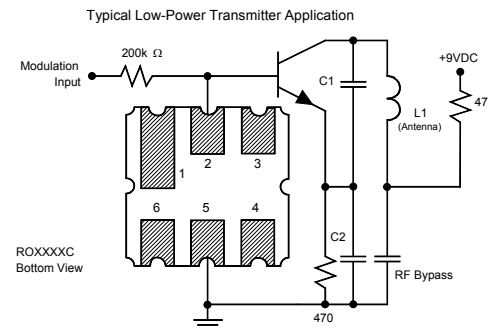
Inductor  $L_{\text{TEST}}$  is tuned to resonate with the static capacitance,  $C_0$ , at  $F_c$ .



## Power Dissipation Test



## Example Application Circuits



## Данный компонент на территории Российской Федерации

### Вы можете приобрести в компании MosChip.

Для оперативного оформления запроса Вам необходимо перейти по данной ссылке:

<http://moschip.ru/get-element>

Вы можете разместить у нас заказ для любого Вашего проекта, будь то серийное производство или разработка единичного прибора.

В нашем ассортименте представлены ведущие мировые производители активных и пассивных электронных компонентов.

Нашей специализацией является поставка электронной компонентной базы двойного назначения, продукции таких производителей как XILINX, Intel (ex.ALTERA), Vicor, Microchip, Texas Instruments, Analog Devices, Mini-Circuits, Amphenol, Glenair.

Сотрудничество с глобальными дистрибьюторами электронных компонентов, предоставляет возможность заказывать и получать с международных складов практически любой перечень компонентов в оптимальные для Вас сроки.

На всех этапах разработки и производства наши партнеры могут получить квалифицированную поддержку опытных инженеров.

Система менеджмента качества компании отвечает требованиям в соответствии с ГОСТ Р ИСО 9001, ГОСТ РВ 0015-002 и ЭС РД 009

### Офис по работе с юридическими лицами:

105318, г.Москва, ул.Щербаковская д.3, офис 1107, 1118, ДЦ «Щербаковский»

Телефон: +7 495 668-12-70 (многоканальный)

Факс: +7 495 668-12-70 (доб.304)

E-mail: [info@moschip.ru](mailto:info@moschip.ru)

Skype отдела продаж:

moschip.ru

moschip.ru\_4

moschip.ru\_6

moschip.ru\_9