

Microstructure Pressure Sensors Low Cost, Compensated, DIP Package 0 psi to 1 psi up to 0 psi to 100 psi


SDX Series

FEATURES

- Low Cost DIP
- Precision Temperature Compensation
- Calibrated Zero & Span
- Small Size
- Low Noise
- High Impedance for Low Power Applications
- Prime Grade Available (SDXxxxxy-A)

TYPICAL APPLICATIONS

- Medical Equipment
- Computer Peripherals
- Pneumatic Controls
- HVAC



The SDX series sensors provide a very cost effective solution for pressure applications that require small size plus performance. These calibrated and temperature compensated sensors give an accurate and stable output over a 0 °C to 50 °C [32 °F to 122 °F] temperature range. This series is intended for use with non-corrosive, non-ionic working fluids such as air, dry gases and the like.

Devices are available to measure absolute and gage pressures from 1 psi (SDX01) up to 100 psi (SDX100). The absolute devices have an internal vacuum reference and an output voltage proportional to absolute pressure.

The SDX devices are available in standard commercial and prime grades (SDCxxxxy – A) to allow optimization of accuracy and cost in any given application.

The SDX devices feature an integrated circuit (IC) sensor element and laser trimmed thick film ceramic housed in a compact solvent resistant case. The package is a double-wide (i.e. 0.600 inches lead spacing) dual-inline package (DIP). This is the same familiar package used by IC manufacturers except it is only 11,94 mm [0.470 in] long and has a pressure port(s). The pc board area used by each DIP is approximately 0.26 in². This extremely small size enables the use of multiple sensors in limited available space. The DIP provides excellent corrosion resistance and isolation to external package stress.

The DIP mounts on a pc board like a standard IC with through-hole pins. The pins anchor the pressure sensor to the pc board and provide a more secure and stable unit than other types of packages.

The output of the bridge is ratiometric to the supply voltage and operation from any dc supply voltage up to 20 Vdc is acceptable.

Contact your local honeywell representative or go to Honeywell's website at www.honeywell.com/sensing for additional details.

⚠ WARNING

PERSONAL INJURY

DO NOT USE these products as safety or emergency stop devices or in any other application where failure of the product could result in personal injury.

Failure to comply with these instructions could result in death or serious injury.

⚠ WARNING

MISUSE OF DOCUMENTATION

- The information presented in this product sheet is for reference only. Do not use this document as a product installation guide.
- Complete installation, operation, and maintenance information is provided in the instructions supplied with each product.

Failure to comply with these instructions could result in death or serious injury.

Microstructure Pressure Sensors

Low Cost, Compensated, DIP Package

0 psi to 1 psi up to 0 psi to 100 psi

SDX Series

PRESSURE RANGE SPECIFICATIONS

Model No*, Pressure Connection, Pressure Type			Operating Pressure	Proof Pressure ⁽²⁾	Full-Scale Span ⁽¹⁾		
Gage	Diff/Gage	Absolute			Min.	Typ.	Max.
SDX01G2	SDX01D4	--	0 psid to 1 psid	20 psid	17.37 mV	18.00 mV	18.63 mV
SDX01G2-A	SDX01D4-A	--			17.82 mV	18.00 mV	18.80 mV
SDX05G2	SDX05D4	--	0 psid to 5 psid	20 psid	57.90 mV	60.00 mV	62.10 mV
SDX05G2-A	SDX05D4-A	--			59.40 mV	60.00 mV	60.60 mV
SDX15G2	SDX15D4	--	0 psid to 15 psid	30 psid	86.85 mV	90.00 mV	93.15 mV
SDX15G2-A	SDX15D4-A	--			89.10 mV	90.00 mV	90.90 mV
		SDX15A2	0 psia to 15 psia	30 psia	86.85 mV	90.00 mV	93.15 mV
		SDX15A4			86.85 mV	90.00 mV	93.15 mV
		SDX15A2-A			89.10 mV	90.00 mV	90.90 mV
		SDX15A4-A			89.10 mV	90.00 mV	90.90 mV
SDX30G2	SDX30D4	--	0 psid to 30 psid	60 psid	86.85 mV	90.00 mV	93.15 mV
SDX30G2-A	SDX30D4-A	--			89.10 mV	90.00 mV	90.90 mV
		SDX30A2	0 psia to 30 psia	60 psia	86.85 mV	90.00 mV	93.15 mV
		SDX30A4			86.85 mV	90.00 mV	93.15 mV
		SDX30A2-A			89.10 mV	90.00 mV	90.90 mV
		SDX30A4-A			89.10 mV	90.00 mV	90.90 mV
SDX100G2	SDX100D4	--	0 psid to 100 psid	150 psid	96.50 mV	100.00 mV	103.5 mV
SDX100G2-A	SDX100D4-A	--			99.00 mV	100.00 mV	101.0 mV
		SDX100A2	0 psia to 100 psia	150 psia	96.50 mV	100.00 mV	103.5 mV
		SDX100A4			96.50 mV	100.00 mV	103.5 mV
		SDX100A2-A			99.00 mV	100.00 mV	101.0 mV
		SDX100A4-A			99.00 mV	100.00 mV	101.0 mV

* Ordering information: Order model number. (-A) = Prime Grade

Pressure Connection and Pressure Type

- G2 = "D2" DIP Package, Temperature Compensated Gage Sensor
- G2-A = "D2" DIP Package, Prime Grade, Temperature Compensated Gage Sensor
- D4 = "D4" DIP Package, Temperature Compensated Differential Sensor
- D4-A = "D4" DIP Package, Prime Grade, Temperature Compensated Differential Sensor
- A2 = "D2" DIP Package, Temperature Compensated Absolute Sensor
- A2-A = "D2" DIP Package, Prime Grade, Temperature Compensated Absolute Sensor
- A4 = "D4" DIP Package, Temperature Compensated Absolute Sensor
- A4-A = "D4" DIP Package, Prime Grade, Temperature Compensated Absolute Sensor

GENERAL SPECIFICATIONS

Characteristic	Description (Maximum Ratings) All Devices
Supply Voltage (Vs)	20 Vdc
Common Mode Pressure	150 psig
Lead Soldering Temperature (2 seconds to 4 seconds)	250 °C [482 °F]

ENVIRONMENTAL SPECIFICATIONS

Characteristic	Description (Maximum Ratings) All Devices
Compensated Operating Temperature	0 °C to 50 °C [32 °F to 122 °F]
Operating Temperature	-40 °C to 85 °C [-40 °F to 185 °F]
Storage Temperature	-55 °C to 125 °C [-67 °F to 257 °F]
Humidity Limits	0 % RH to 100 % RH

Microstructure Pressure Sensors

Low Cost, Compensated, DIP Package

0 psi to 1 psi up to 0 psi to 100 psi

SDX Series

SDX SERIES PERFORMANCE CHARACTERISTICS ⁽³⁾

Characteristic	Min.	Typ.	Max.	Unit
Zero Pressure Offset	-1.0	0.0	+1.0	mV
Zero Pressure Offset (Prime Grade) ⁽⁴⁾	-0.3	0.0	0.3	mV
Combined Linearity and Hysteresis ⁽⁵⁾	-	±0.2	±1.0	% FSO
Combined Linearity and Hysteresis ^{(5) (13)} (Prime Grade)	-	±0.1	±0.25	% FSO
Temperature Effect on Span 0 °C to 50 °C [32 °F to 122 °F] ⁽⁶⁾	-	±0.4	±2.0	% FSO
Temperature Effect on Span 0 °C to 50 °C [32 °F to 122 °F] ⁽⁶⁾ (Prime Grade)	-	±0.4	±1.0	% FSO
Temperature Effect on Offset 0 °C to 50 °C [32 °F to 122 °F] ⁽⁶⁾	-	±0.2	±1.0	mV
Temperature Effect on Offset 0 °C to 50 °C [32 °F to 122 °F] ⁽⁶⁾ (Prime Grade)	-	±0.2	±0.5	mV
Repeatability ⁽⁷⁾	-	±0.2	±0.5	% FSO
Input Resistance ⁽⁸⁾	-	4.0	-	kOhm
Output Resistance ⁽⁹⁾	-	4.0	-	kOhm
Common Mode Voltage ⁽¹⁰⁾	1.5	3.0	5.0	Vdc
Response Time ⁽¹¹⁾	-	100	-	µS
Long Term Stability of Offset and Span ⁽¹²⁾	-	±0.1	-	mV

SPECIFICATION NOTES

- Note 1: Full-Scale Span is the algebraic difference between the output voltage at full-scale pressure and the output at zero pressure. Full-Scale Span is ratiometric to the supply voltage.
- Note 2: Maximum pressure above which causes permanent sensor failure.
- Note 3: Reference Conditions: (Unless otherwise noted)
 $T_A = 25\text{ °C}$, Supply $V_S = 12\text{ Vdc}$, Common Mode Line pressure = 0 psig, Pressure applied to Port B. For absolute devices only, pressure is applied to Port A, and the output polarity is reversed.
- Note 4: Maximum zero pressure offset for absolute devices is ±500 Microvolt.
- Note 5: Hysteresis – the maximum output difference at any point within the operating pressure range for increasing and decreasing pressure.
- Note 6: Maximum error band of the offset voltage and the error band of the span, relative to the 25 °C [77 °F] reading.
- Note 7: Maximum difference in output at any pressure within the operating pressure range and the temperature within 0 °C to 50 °C [32 °F to 122 °F] after:
 a) 100 temperature cycles, 0 °C to 50 °C [32 °F to 122 °F]
 b) 1.0 million pressure cycles, 0 psi to full-scale span.
- Note 8: Input resistance is the resistance between V_S and ground.
- Note 9: Output resistance is the resistance between the + and - outputs.
- Note 10: Common Mode voltage of the output arms for $V_S=12\text{ Vdc}$.
- Note 11: Response time for a 0 psi to Full-Scale Span pressure step change, 10 % to 90 % rise time.
- Note 12: Long term stability over a one-year period.
- Note 13: Maximum combined Linearity and Hysteresis for the SDX05 prime grade is ±0.5 %.

ELECTRICAL CONNECTIONS



Microstructure Pressure Sensors

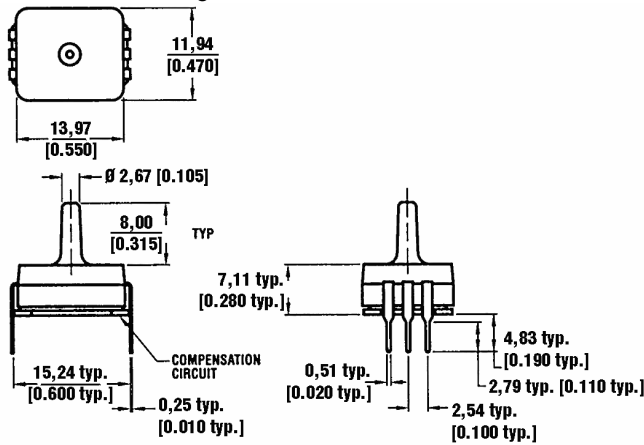
Low Cost, Compensated, DIP Package

0 psi to 1psi up to 0 psi to 100psi

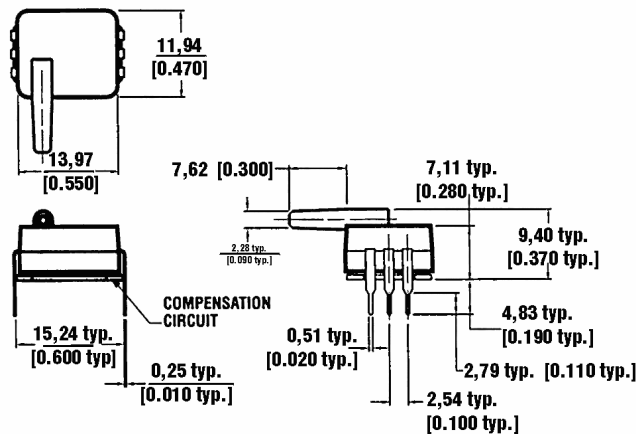
SDX Series

PHYSICAL DIMENSIONS for Reference Only (mm/in)

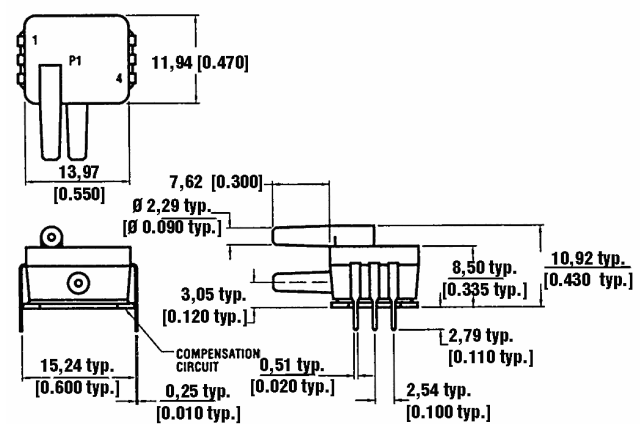
SDX A2/G2 Package



SDX A4 Package



SDX D4 Package



WARRANTY/REMEDY

Honeywell warrants goods of its manufacture as being free of defective materials and faulty workmanship. Contact your local sales office for warranty information. If warranted goods are returned to Honeywell during the period of coverage, Honeywell will repair or replace without charge those items it finds defective. **The foregoing is Buyer's sole remedy and is in lieu of all other warranties, expressed or implied, including those of merchantability and fitness for a particular purpose.**

Specifications may change without notice. The information we supply is believed to be accurate and reliable as of this printing. However, we assume no responsibility for its use.

While we provide application assistance personally, through our literature and the Honeywell web site, it is up to the customer to determine the suitability of the product in the application.

For application assistance, current specifications, or name of the nearest Authorized Distributor, contact a nearby sales office. Or call:

1-800-537-6945 USA/Canada

1-815-235-6847 International

FAX

1-815-235-6545 USA

INTERNET

www.honeywell.com/sensing

info.sc@honeywell.com

Honeywell

Sensing and Control
www.honeywell.com/sensing

Honeywell
 11 West Spring Street
 Freeport, Illinois 61032

Mouser Electronics

Authorized Distributor

Click to View Pricing, Inventory, Delivery & Lifecycle Information:

Honeywell:

[SDX01D4](#) [SDX01D4-A](#) [SDX01G2](#) [SDX01G2-A](#) [SDX05D4](#) [SDX05G2](#) [SDX05G2-A](#) [SDX100A2](#) [SDX100A4](#)
[SDX100D4](#) [SDX100G2](#) [SDX15A2](#) [SDX15A2-A](#) [SDX15A4](#) [SDX15A4-A](#) [SDX15D4](#) [SDX15D4-A](#) [SDX15G2](#)
[SDX15G2-A](#) [SDX30A2](#) [SDX30A2-A](#) [SDX30A4](#) [SDX30D4](#) [SDX30G2](#)

Данный компонент на территории Российской Федерации

Вы можете приобрести в компании MosChip.

Для оперативного оформления запроса Вам необходимо перейти по данной ссылке:

<http://moschip.ru/get-element>

Вы можете разместить у нас заказ для любого Вашего проекта, будь то серийное производство или разработка единичного прибора.

В нашем ассортименте представлены ведущие мировые производители активных и пассивных электронных компонентов.

Нашей специализацией является поставка электронной компонентной базы двойного назначения, продукции таких производителей как XILINX, Intel (ex.ALTERA), Vicor, Microchip, Texas Instruments, Analog Devices, Mini-Circuits, Amphenol, Glenair.

Сотрудничество с глобальными дистрибьюторами электронных компонентов, предоставляет возможность заказывать и получать с международных складов практически любой перечень компонентов в оптимальные для Вас сроки.

На всех этапах разработки и производства наши партнеры могут получить квалифицированную поддержку опытных инженеров.

Система менеджмента качества компании отвечает требованиям в соответствии с ГОСТ Р ИСО 9001, ГОСТ РВ 0015-002 и ЭС РД 009

Офис по работе с юридическими лицами:

105318, г.Москва, ул.Щербаковская д.3, офис 1107, 1118, ДЦ «Щербаковский»

Телефон: +7 495 668-12-70 (многоканальный)

Факс: +7 495 668-12-70 (доб.304)

E-mail: info@moschip.ru

Skype отдела продаж:

moschip.ru

moschip.ru_4

moschip.ru_6

moschip.ru_9