

PCB terminal block - FRONT 4-H-7,62-4 BD:24V-0V - 1739282

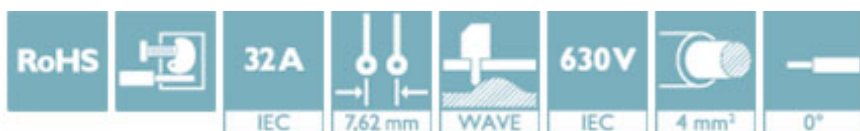
Please be informed that the data shown in this PDF Document is generated from our Online Catalog. Please find the complete data in the user's documentation. Our General Terms of Use for Downloads are valid (<http://phoenixcontact.com/download>)



PCB terminal block, nominal current: 32 A, nom. voltage: 630 V, pitch: 7.62 mm, number of positions: 4, connection method: Front screw connection, mounting: Wave soldering, conductor/PCB connection direction: 0°, color: green

Your advantages

- ✓ Well-known connection principle allows worldwide use
- ✓ Low temperature rise, thanks to maximum contact force
- ✓ Allows connection of two conductors
- ✓ Operation and conductor connection from one direction enable integration into front of device



Key Commercial Data

Packing unit	50 pc
GTIN	
GTIN	4046356287098

Technical data

Item properties

Brief article description	PCB terminal block
Range of articles	FRONT 4-H
Pitch	7.62 mm
Number of positions	4
Connection method	Front screw connection
Screw thread	M3
Mounting type	Wave soldering
Pin layout	Linear double pinning
Number of levels	1

Electrical parameters

Rated current	32 A
Rated insulation voltage (III/2)	630 V

PCB terminal block - FRONT 4-H-7,62-4 BD:24V-0V - 1739282

Technical data

Electrical parameters

Rated surge voltage (III/2)	6 kV
-----------------------------	------

Connection capacity

Conductor cross section solid	0.5 mm ² ... 6 mm ²
Conductor cross section flexible	0.5 mm ² ... 6 mm ²
Conductor cross section AWG / kcmil	20 ... 10
Conductor cross section flexible, with ferrule without plastic sleeve	0.5 mm ² ... 4 mm ²
Conductor cross section, flexible, with ferrule, with plastic sleeve	0.5 mm ² ... 2.5 mm ²
2 conductors with same cross section, solid	0.5 mm ² ... 1.5 mm ²
2 conductors with same cross section, flexible	0.5 mm ² ... 1.5 mm ²
2 conductors with same cross section, stranded, ferrules without plastic sleeve	0.25 mm ² ... 1 mm ²
2 conductors with same cross section, stranded, with TWIN ferrules with plastic sleeve	0.5 mm ² ... 1 mm ²
Stripping length	14 mm
Torque	0.5 Nm ... 0.6 Nm

Material data - contact

Note	WEEE/RoHS-compliant, free of whiskers according to IEC 60068-2-82/ JEDEC JESD 201
Contact material	Cu alloy
Surface characteristics	hot-dip tin-plated
Metal surface terminal point (top layer)	Tin (5 - 7 µm Sn)
Metal surface soldering area (top layer)	Tin (5 - 7 µm Sn)

Material data - housing

Insulating material	PA
Insulating material group	I
CTI according to IEC 60112	600
Flammability rating according to UL 94	V0
Glow wire flammability index GWFI according to EN 60695-2-12	850
Glow wire ignition temperature GWIT according to EN 60695-2-13	775
Temperature for the ball pressure test according to EN 60695-10-2	125 °C

Dimensions for the product

Caption	Schematic representation – for additional information, see product range drawing in the Download Center
Length [l]	26 mm
Height [h]	33.4 mm
Pitch	7.62 mm
Height (without solder pin)	29 mm
Solder pin [P]	5 mm
Pin dimensions	1 x 0.8 mm
Dimension a	22.86 mm

PCB terminal block - FRONT 4-H-7,62-4 BD:24V-0V - 1739282

Technical data

Dimensions for PCB design

Hole diameter	1.3 mm
---------------	--------

Packaging information

Type of packaging	packed in cardboard
Pieces per package	50
Denomination packing units	Pcs.

Electrical tests

Rated current	32 A
Rated insulation voltage (III/2)	630 V
Rated surge voltage (III/2)	6 kV

Air clearances and creepage distances

Insulating material group	I
Voltage	500 V
Rated insulation voltage (III/3)	500 V
Rated insulation voltage (III/2)	630 V
Rated insulation voltage (II/2)	1000 V
Rated surge voltage (III/3)	6 kV
Rated surge voltage (III/2)	6 kV
Rated surge voltage (II/2)	6 kV

Standards and Regulations

Connection in acc. with standard	EN-VDE
	CSA
Flammability rating according to UL 94	V0

Environmental Product Compliance

China RoHS	Environmentally friendly use period: unlimited = EFUP-e
	No hazardous substances above threshold values

Approvals

Approvals

Approvals

DNV GL / CSA / RS / EAC / cULus Recognized


Ex Approvals

Approval details


PCB terminal block - FRONT 4-H-7,62-4 BD:24V-0V - 1739282


Approvals

DNV GL	http://exchange.dnv.com/tari/	TAE00001EV
--------	---	------------

CSA		http://www.csagroup.org/services-industries/product-listing/	13631
	D	B	
Nominal voltage UN	300 V	300 V	
Nominal current IN	10 A	30 A	
mm ² /AWG/kcmil	22-10	22-10	

RS		http://www.rs-head.spb.ru/en/index.php	17.00014.272
----	---	---	--------------

EAC			B.01742
-----	--	--	---------

cULus Recognized		http://database.ul.com/cgi-bin/XYV/template/LISEXT/1FRAME/index.htm	E60425-19860303
	D	B	
Nominal voltage UN	300 V	300 V	
Nominal current IN	10 A	30 A	
mm ² /AWG/kcmil	24-10	24-10	

Phoenix Contact 2018 © - all rights reserved
<http://www.phoenixcontact.com>

PHOENIX CONTACT GmbH & Co. KG
 Flachsmarktstr. 8
 32825 Blomberg
 Germany
 Tel. +49 5235 300
 Fax +49 5235 3 41200
<http://www.phoenixcontact.com>

Данный компонент на территории Российской Федерации

Вы можете приобрести в компании MosChip.

Для оперативного оформления запроса Вам необходимо перейти по данной ссылке:

<http://moschip.ru/get-element>

Вы можете разместить у нас заказ для любого Вашего проекта, будь то серийное производство или разработка единичного прибора.

В нашем ассортименте представлены ведущие мировые производители активных и пассивных электронных компонентов.

Нашей специализацией является поставка электронной компонентной базы двойного назначения, продукции таких производителей как XILINX, Intel (ex.ALTERA), Vicor, Microchip, Texas Instruments, Analog Devices, Mini-Circuits, Amphenol, Glenair.

Сотрудничество с глобальными дистрибьюторами электронных компонентов, предоставляет возможность заказывать и получать с международных складов практически любой перечень компонентов в оптимальные для Вас сроки.

На всех этапах разработки и производства наши партнеры могут получить квалифицированную поддержку опытных инженеров.

Система менеджмента качества компании отвечает требованиям в соответствии с ГОСТ Р ИСО 9001, ГОСТ РВ 0015-002 и ЭС РД 009

Офис по работе с юридическими лицами:

105318, г.Москва, ул.Щербаковская д.3, офис 1107, 1118, ДЦ «Щербаковский»

Телефон: +7 495 668-12-70 (многоканальный)

Факс: +7 495 668-12-70 (доб.304)

E-mail: info@moschip.ru

Skype отдела продаж:

moschip.ru

moschip.ru_4

moschip.ru_6

moschip.ru_9