

3A, 400V - 1000V Glass Passivated Bridge Rectifier

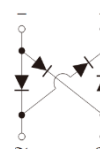
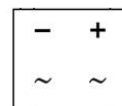
FEATURES

- Glass passivated junction
- Ideal for automated placement
- Reliable low cost construction utilizing molded plastic technique
- High surge current capability
- UL Recognized File # E-326854
- Compliant to RoHS directive 2011/65/EU and in accordance to WEEE 2002/96/EC
- Halogen-free according to IEC 61249-2-21

KEY PARAMETERS		
PARAMETER	VALUE	UNIT
$I_{F(AV)}$	3	A
V_{RRM}	400 - 1000	V
I_{FSM}	110	A
T_{JMAX}	150	°C
Package	YBS	
Configuration	Quad	

APPLICATIONS

- Switching mode power supply (SMPS)
- Adapters
- TV
- Monitor


YBS


MECHANICAL DATA

- Case: YBS
- Molding compound meets UL 94V-0 flammability rating
- Moisture sensitivity level: level 1, per J-STD-020
- Packing code with suffix "G" means green compound (halogen-free)
- Terminal: Matte tin plated leads, solderable per J-STD-002
- Meet JESD 201 class 1A whisker test
- Polarity: As marked
- Weight: 0.22g (approximately)

ABSOLUTE MAXIMUM RATINGS ($T_A = 25^\circ\text{C}$ unless otherwise noted)

PARAMETER	SYMBOL	YBS 3004G	YBS 3005G	YBS 3006G	YBS 3007G	UNIT
Marking code on the device		YBS 3004G	YBS 3005G	YBS 3006G	YBS 3007G	
Repetitive peak reverse voltage	V_{RRM}	400	600	800	1000	V
Reverse voltage, total rms value	$V_{R(RMS)}$	280	420	560	700	V
Forward current	$I_{F(AV)}$	3				A
Surge peak forward current, 8.3 ms single half sine-wave superimposed on rated load	I_{FSM}	25°C	110			A
		125°C	88			
Surge peak forward current, 1 ms single half sine-wave superimposed on rated load	I_{FSM}	25°C	220			A
		125°C	175			
I^2t value (of a surge on-state current) ⁽¹⁾	I^2t	50				A ² s
Junction temperature	T_J	-55 to +150				°C
Storage temperature	T_{STG}	-55 to +150				°C

Note:

1. Pulse test with PW=8.3 ms single half sine-wave

THERMAL PERFORMANCE			
PARAMETER	SYMBOL	LIMIT	UNIT
Junction-to-lead thermal resistance	$R_{\theta JL}$	25	°C/W
Junction-to-ambient thermal resistance	$R_{\theta JA}$	80	°C/W
Junction-to-case thermal resistance	$R_{\theta JC}$	28	°C/W

Thermal Performance Note: Units mounted on recommended PCB (16mm x 16mm Cu pad test board)

ELECTRICAL SPECIFICATIONS ($T_A = 25^\circ\text{C}$ unless otherwise noted)					
PARAMETER	CONDITIONS	SYMBOL	TYP	MAX	UNIT
Forward voltage per diode ⁽¹⁾	$I_F = 1.5\text{A}, T_J = 25^\circ\text{C}$	V_F	0.89	1.02	V
	$I_F = 3.0\text{A}, T_J = 25^\circ\text{C}$		0.93	1.10	V
	$I_F = 1.5\text{A}, T_J = 125^\circ\text{C}$		0.76	0.90	V
	$I_F = 3.0\text{A}, T_J = 125^\circ\text{C}$		0.82	1.00	V
Reverse current @ rated V_R per diode ⁽²⁾	$T_J = 25^\circ\text{C}$	I_R	-	5	μA
	$T_J = 125^\circ\text{C}$		-	100	μA
Junction capacitance	1 MHz, $V_R = 4.0\text{V}$	C_J	33	-	pF

Notes:

1. Pulse test with $PW = 0.3\text{ ms}$
2. Pulse test with $PW = 30\text{ ms}$

ORDERING INFORMATION				
PART NO.	PACKING CODE	PACKING CODE SUFFIX	PACKAGE	PACKING
YBS30xxG (Note 1, 2)	RA	G	YBS	3,000 / 13" Plastic reel

Notes:

1. "xx" defines voltage from 400V (YBS3004G) to 1000V (YBS3007G)
2. Whole series with green compound (halogen-free)

EXAMPLE				
EXAMPLE P/N	PART NO.	PACKING CODE	PACKING CODE SUFFIX	DESCRIPTION
YBS3007G RAG	YBS3007G	RA	G	Green compound

CHARACTERISTICS CURVES

($T_A = 25^\circ\text{C}$ unless otherwise noted)

Fig1. Forward Current Derating Curve

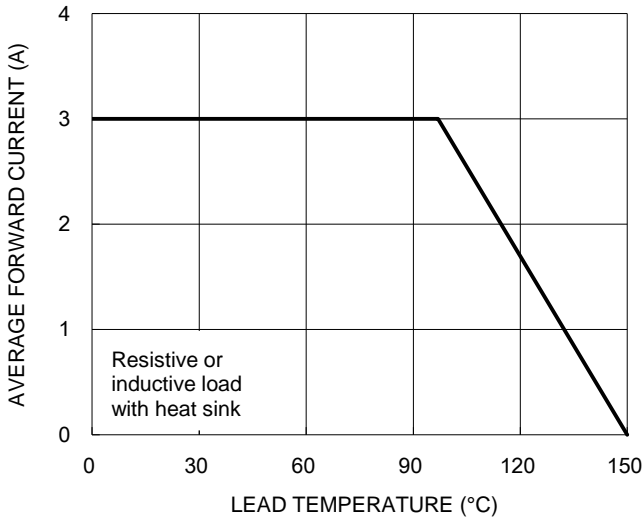


Fig2. Typical Junction Capacitance

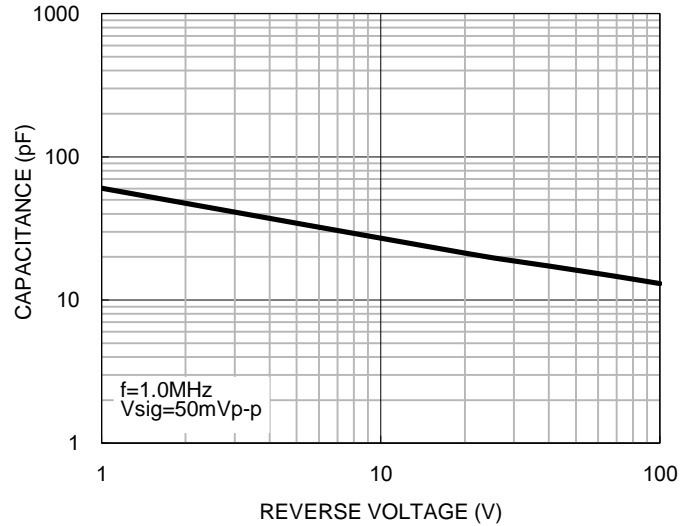


Fig3. Typical Reverse Characteristics

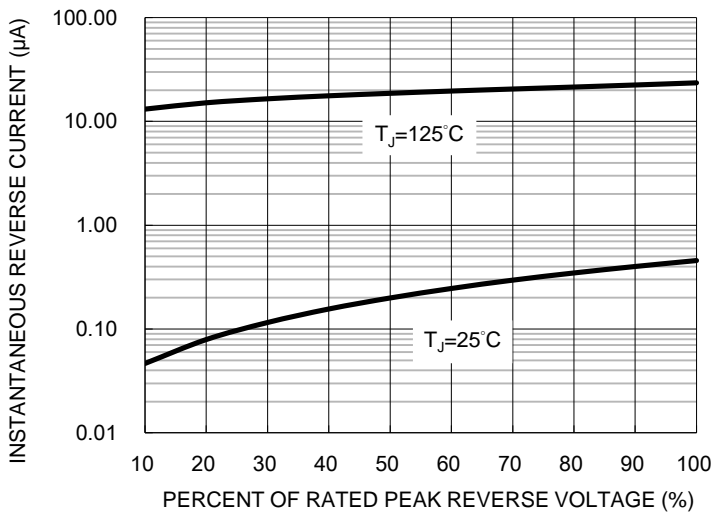
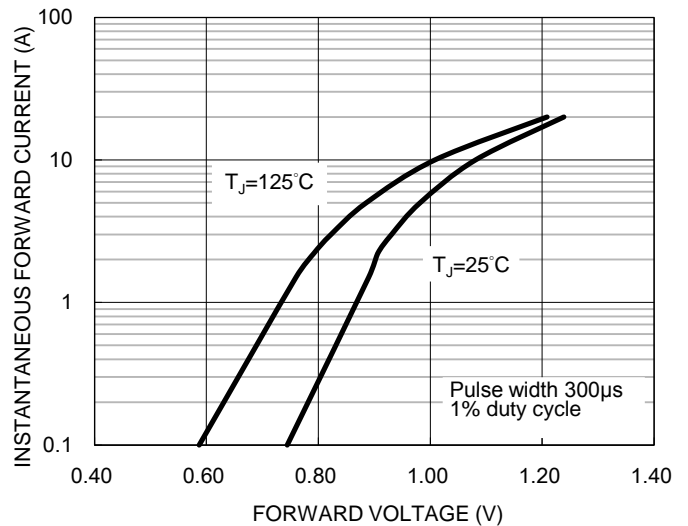
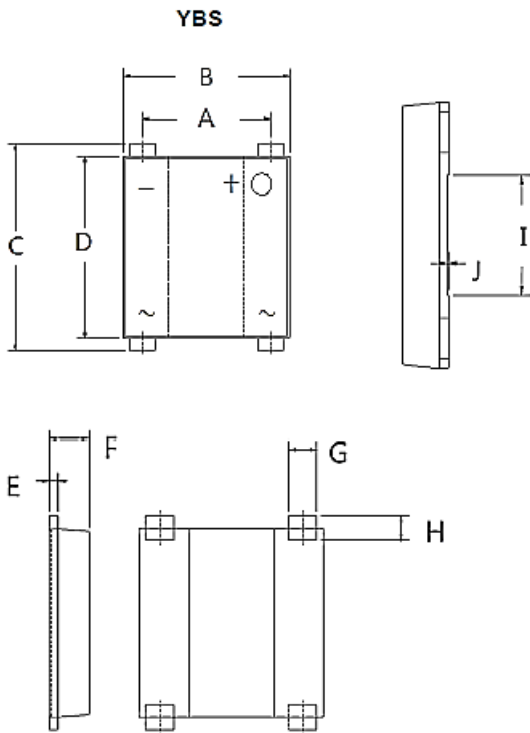


Fig4. Typical Forward Characteristics

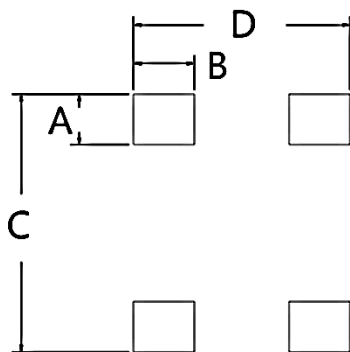


PACKAGE OUTLINE DIMENSIONS



DIM	Unit (mm)		Unit (inch)	
	Min	Max	Min	Max
A	5.00	5.20	0.197	0.205
B	6.50	6.70	0.256	0.264
C	7.90	8.60	0.311	0.339
D	7.20	7.40	0.283	0.291
E	0.27	0.40	0.011	0.016
F	1.30	1.50	0.051	0.059
G	0.95	1.15	0.037	0.045
H	0.70	1.05	0.028	0.041
I	2.90	3.10	0.114	0.122
J	0.04	0.08	0.002	0.003

SUGGESTED PAD LAYOUT



Symbol	Unit (mm)	Unit (inch)
A	1.80	0.070
B	2.00	0.078
C	9.15	0.360
D	7.10	0.279

MARKING DIAGRAM



P/N = Marking Code
 YW = Date Code
 F = Factory Code

Notice

Specifications of the products displayed herein are subject to change without notice. TSC or anyone on its behalf, assumes no responsibility or liability for any errors or inaccuracies.

Information contained herein is intended to provide a product description only. No license, express or implied, to any intellectual property rights is granted by this document. Except as provided in TSC's terms and conditions of sale for such products, TSC assumes no liability whatsoever, and disclaims any express or implied warranty, relating to sale and/or use of TSC products including liability or warranties relating to fitness for a particular purpose, merchantability, or infringement of any patent, copyright, or other intellectual property right.

The products shown herein are not designed for use in medical, life-saving, or life-sustaining applications. Customers using or selling these products for use in such applications do so at their own risk and agree to fully indemnify TSC for any damages resulting from such improper use or sale.

Данный компонент на территории Российской Федерации

Вы можете приобрести в компании MosChip.

Для оперативного оформления запроса Вам необходимо перейти по данной ссылке:

<http://moschip.ru/get-element>

Вы можете разместить у нас заказ для любого Вашего проекта, будь то серийное производство или разработка единичного прибора.

В нашем ассортименте представлены ведущие мировые производители активных и пассивных электронных компонентов.

Нашей специализацией является поставка электронной компонентной базы двойного назначения, продукции таких производителей как XILINX, Intel (ex.ALTERA), Vicor, Microchip, Texas Instruments, Analog Devices, Mini-Circuits, Amphenol, Glenair.

Сотрудничество с глобальными дистрибьюторами электронных компонентов, предоставляет возможность заказывать и получать с международных складов практически любой перечень компонентов в оптимальные для Вас сроки.

На всех этапах разработки и производства наши партнеры могут получить квалифицированную поддержку опытных инженеров.

Система менеджмента качества компании отвечает требованиям в соответствии с ГОСТ Р ИСО 9001, ГОСТ РВ 0015-002 и ЭС РД 009

Офис по работе с юридическими лицами:

105318, г.Москва, ул.Щербаковская д.3, офис 1107, 1118, ДЦ «Щербаковский»

Телефон: +7 495 668-12-70 (многоканальный)

Факс: +7 495 668-12-70 (доб.304)

E-mail: info@moschip.ru

Skype отдела продаж:

moschip.ru

moschip.ru_4

moschip.ru_6

moschip.ru_9