




Flyback Transformers

For Linear Technology LT3750/LT3751
Capacitor Charger Controllers



These surface mount flyback transformers were developed for use with Linear Technology LT3750 Capacitor Charger Controller. DA2033-AL and DA2034-AL are also specified for the LT3751 Controller. They have a smaller footprint than other transformers designed for this application.

These low-profile transformers feature 1500 Vrms, one minute winding to winding isolation and 750 Vrms winding to core isolation. They are designed to operate with an input range of 3 – 24 V and to charge a capacitor to 300 V.

They are shown on the Linear Technology LT3750 application note for use in a 300 V, 3 A charging circuit (DA2032); a 300 V, 6 A charging circuit (DA2033); and a 300 V, 9 A charging circuit (DA2034).

Coilcraft can also custom engineer a transformer to meet your specific requirements. For free evaluation samples, contact Coilcraft or visit www.coilcraft.com.

Part number ¹	Inductance at 0A ² ±10% (µH)	Inductance at I _{pk} ³ min (µH)	DCR max (Ohms) pri ⁴	sec	Leakage inductance ⁵ max (µH)	I _{pk} ³ (A)	Interwinding capacitance ⁶ (pF)	Turns ratio pri : sec
DA2032-AL_	10.0	9.0	0.013	1.60	0.150	3.0	67	1 : 10
DA2033-AL_	10.0	9.0	0.015	1.10	0.144	5.0	76	1 : 10
DA2034-AL_	10.0	9.0	0.018	1.75	0.250	10.0	128	1 : 10

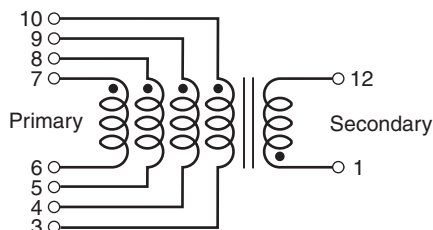
1. When ordering, please specify **packaging** code:

DA2034-ALD

Packaging: D = 13" machine-ready reel. EIA-481 embossed plastic tape (DA2032-AL & DA2033-AL: 200 parts per full reel; DA2034-AL: 175 parts per full reel).

B = Less than full reel. In tape, but not machine ready. To have a leader and trailer added (\$25 charge), use code letter D instead.

- Inductance is for the primary, measured at 100 kHz, 0.1 Vrms, 0 Adc.
- Peak primary current drawn at minimum input voltage.
- DCR is with the primary windings connected in parallel.
- Leakage inductance is with the primary windings connected in parallel and with the secondary winding shorted.
- Capacitance measured at 100 kHz, 0.1 Vrms from pin 3 to pin 1 with all other pins shorted.
- Electrical specifications at 25°C.



Primary windings to be connected in parallel on PC board

Core material Ferrite

Terminations RoHS compliant tin-silver over tin over nickel over phos bronze. Other terminations available at additional cost.

Weight DA2032: 5.9 g; DA2033: 8.2 g; DA2034: 14.1 g

Ambient temperature -40°C to +125°C

Storage temperature Component: -40°C to +125°C. Tape and reel packaging: -40°C to +80°C

Resistance to soldering heat Max three 40 second reflows at +260°C, parts cooled to room temperature between cycles

Moisture Sensitivity Level (MSL) 1 (unlimited floor life at <30°C / 85% relative humidity)

Failures in Time (FIT) / Mean Time Between Failures (MTBF) 38 per billion hours / 26,315,789 hours, calculated per Telcordia SR-332

Packaging

DA2032-AL 200 per 13" reel. Plastic tape: 44 mm wide, 0.4 mm thick, 28 mm pocket spacing, 9.6 mm pocket depth

DA2033-AL 200 per 13" reel. Plastic tape: 44 mm wide, 0.4 mm thick, 24 mm pocket spacing, 10.56 mm pocket depth

DA2034-AL 175 per 13" reel. Plastic tape: 44 mm wide, 0.4 mm thick, 32 mm pocket spacing, 11.9 mm pocket depth

PCB washing Tested with pure water or alcohol only. For other solvents, see Doc787_PCB_Washing.pdf.



www.coilcraft.com

US +1-847-639-6400 sales@coilcraft.com
UK +44-1236-730595 sales@coilcraft-europe.com
Taiwan +886-2-2264 3646 sales@coilcraft.com.tw
China +86-21-6218 8074 sales@coilcraft.com.cn
Singapore + 65-6484 8412 sales@coilcraft.com.sg

Document 510-1 Revised 02/09/11

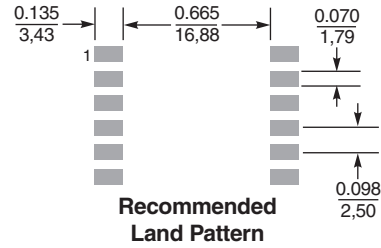
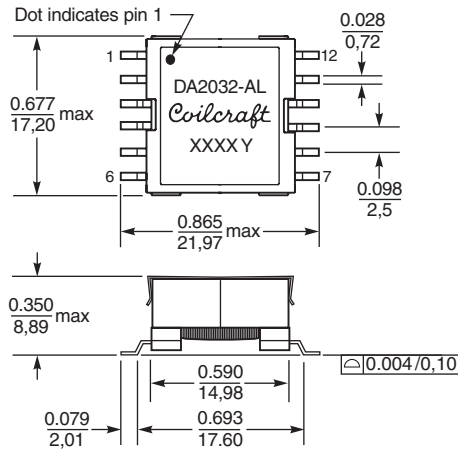
© Coilcraft Inc. 2013

This product may not be used in medical or high risk applications without prior Coilcraft approval. Specification subject to change without notice. Please check web site for latest information.

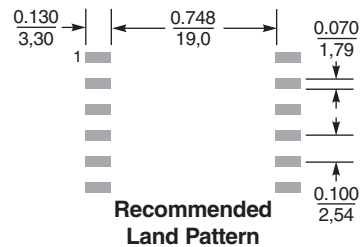
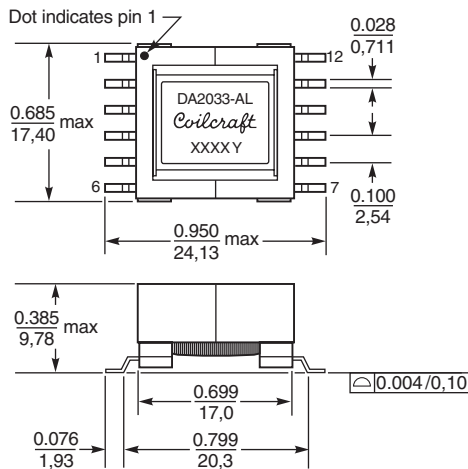


Flyback Transformers for Linear LT3750

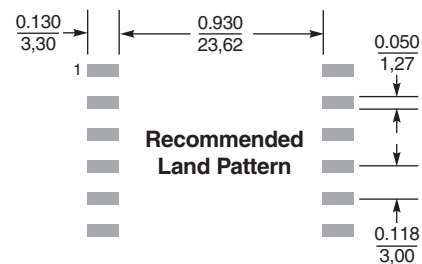
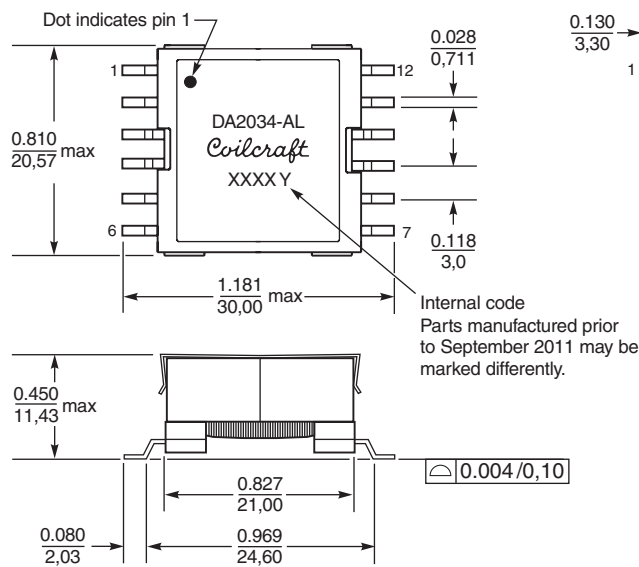
DA2032-AL



DA2033-AL



DA2034-AL



Dimensions are in inches/mm



US +1-847-639-6400 sales@coilcraft.com
UK +44-1236-730595 sales@coilcraft-europe.com
Taiwan +886-2-2264 3646 sales@coilcraft.com.tw
China +86-21-6218 8074 sales@coilcraft.com.cn
Singapore +65-6484 8412 sales@coilcraft.com.sg

Document 510-2 Revised 02/09/11
 © Coilcraft Inc. 2013
 This product may not be used in medical or high risk applications without prior Coilcraft approval. Specification subject to change without notice. Please check web site for latest information.

Данный компонент на территории Российской Федерации

Вы можете приобрести в компании MosChip.

Для оперативного оформления запроса Вам необходимо перейти по данной ссылке:

<http://moschip.ru/get-element>

Вы можете разместить у нас заказ для любого Вашего проекта, будь то серийное производство или разработка единичного прибора.

В нашем ассортименте представлены ведущие мировые производители активных и пассивных электронных компонентов.

Нашей специализацией является поставка электронной компонентной базы двойного назначения, продукции таких производителей как XILINX, Intel (ex.ALTERA), Vicor, Microchip, Texas Instruments, Analog Devices, Mini-Circuits, Amphenol, Glenair.

Сотрудничество с глобальными дистрибьюторами электронных компонентов, предоставляет возможность заказывать и получать с международных складов практически любой перечень компонентов в оптимальные для Вас сроки.

На всех этапах разработки и производства наши партнеры могут получить квалифицированную поддержку опытных инженеров.

Система менеджмента качества компании отвечает требованиям в соответствии с ГОСТ Р ИСО 9001, ГОСТ РВ 0015-002 и ЭС РД 009

Офис по работе с юридическими лицами:

105318, г.Москва, ул.Щербаковская д.3, офис 1107, 1118, ДЦ «Щербаковский»

Телефон: +7 495 668-12-70 (многоканальный)

Факс: +7 495 668-12-70 (доб.304)

E-mail: info@moschip.ru

Skype отдела продаж:

moschip.ru

moschip.ru_4

moschip.ru_6

moschip.ru_9