

2.6 mm×1.6 mm SMD Light Touch Switches

Type: **EVPBB**



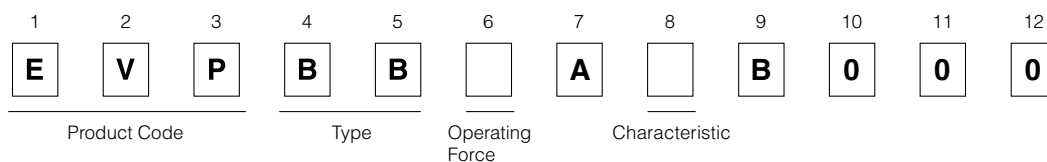
■ Features

- External dimensions: 2.6 mm×1.6 mm, Height 0.50 mm, 0.53 mm, 0.55 mm
- High operability
Equipped with an actuator (push plate)
- IP67

■ Recommended Applications

- Operation switches for Smartphone, Wearable devices (Smartwatch, Headset, Hearing aid)

■ Explanation of Part Numbers



■ Specifications

Type		Snap action/Push-on type SPST		
Electrical	Rating	10 μA 2 V DC to 20 mA 15 V DC (Resistive load)		
	Contact Resistance	500 mΩ max.		
	Insulation Resistance	50 MΩ min. (at 100 V DC)		
	Dielectric Withstanding Voltage	250 V AC for 1 minute		
	Bouncing	10 ms max. (ON, OFF)		
Mechanical	Operating Force	0.7 N	1.0 N	1.6 N, 2.4 N
	Travel	0.08 mm	0.08 mm	0.11 mm
Endurance	Operating Life	200,000 cycles min.	500,000 cycles min.	
Protective Structure		IP67(*1)	Dust resistance : 4 types of talc 8 h, Water resistance : Immersion depth 1 m 30 min.	
Operating Temperature		-40 °C to +85 °C		
Storage Temperature		-40 °C to +85 °C (Bulk) -20 °C to +60 °C (Taping)		
Minimum Quantity/Packing Unit		10,000 pcs. Embossed Taping (Reel Pack)		
Quantity/Carton		50,000 pcs.		

Note: Non washable

(*1) IP67 : Switch shall not be operated during test.

Water or dust ingress shall be limited enough to prevent deleterious effect to the switch function.

However, IP67 shall be guaranteed under single product state,

then there is a possibility that IP67 performance become impaired depending on your mounting condition or usage.

So, please ask us in advance, if the switch is applied to important usage for water and dust resistant.

Design and specifications are each subject to change without notice. Ask factory for the current technical specifications before purchase and/or use.
Should a safety concern arise regarding this product, please be sure to contact us immediately.

■ Dimensions in mm (not to scale)

EVPBB

(Embossed Taping)

General dimension tolerance : ± 0.05
 () dimensions are reference dimensions.

Top view dimensions: 4 ± 0.35 , 2 ± 0.75 (2 ± 0.85), 0.05 min. , $(2-1.8)$, $(\phi 0.91)$, $(\phi 0.7)$.

Side view dimensions: $H \pm 0.1$ (0.35), 1.6 ± 0.1 (without the film and remainder of the gate).

Actuator cross section (Section C-C) dimensions: 2.6 ± 0.1 (Without the film), 3 ± 0.1 , (0.025) .

Stencil mask plan dimensions: $2-3.1$, $2-2.2$, $2-0.3$, $2-1.2$.

Land pattern plan dimensions: $2-3.2$, $2-2.1$, $2-0.2$, $2-1.3$, (1.6) , (2) .

Soldering thickness $t = 0.08 \pm 0.01$

* Soldering failure may occur depending on applied solder amount, so, please consider to use our recommended stencil and land pattern desing

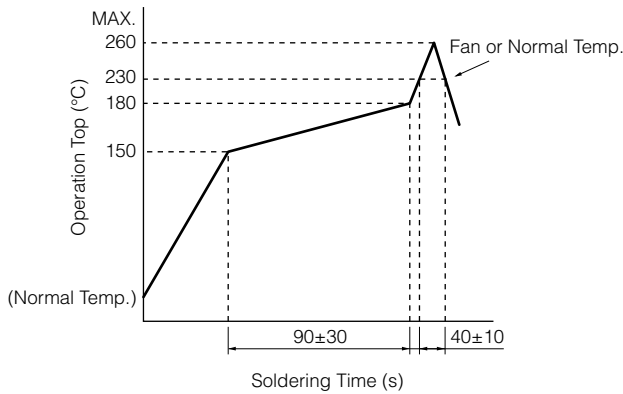
▨ : Recommended land pattern area
 ▩ : No soldering area

- Any land pattern or via holes shall not be provided at ▩ area.
- If it's necessary to design land pattern or via holes at ▩ area, please apply resist to them to protect their metal part completely.
- If their metal parts are not protected completely, short circuit failure may occur by solder ball.
- Besides, there should be convexoconcave by designing additional pattern, it may cause swith tilt, influence on solder-ability or flux intrusion after reflow soldering.
- Therefore, please study any influence of additional land pattern or via holes at ▩ area in advance.

Part Numbers	Operating Force	H=Height	Operating Life
EVPBB0AAB000	0.7 N	0.50 mm	200,000 cycles
EVPBB1AAB000	1.0 N	0.50 mm	500,000 cycles
EVPBB2A9B000	1.6 N	0.53 mm	500,000 cycles
EVPBB4A9B000	2.4 N	0.55 mm	500,000 cycles

Design and specifications are each subject to change without notice. Ask factory for the current technical specifications before purchase and/or use.
 Should a safety concern arise regarding this product, please be sure to contact us immediately.

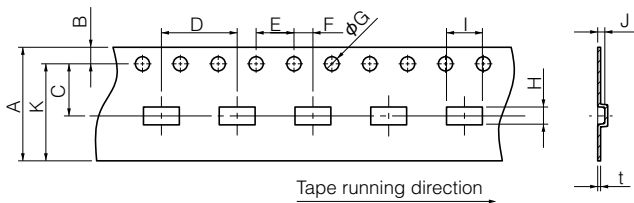
■ Recommended Reflow Soldering Conditions



*Reflow temperature may vary by location even in the same reflow condition.
Please check the reflow temperature at terminals and at the top of a switch to make sure the both temperatures are within the specification.
If even one of them is out of the specifications, please adjust.

● Embossed Carrier Taping

Tape width=12.0 mm



Taping condition : Lack of products in the middle of taping should be one MAX, but total quantity specified in the specifications should be secured.
Peeling off strength of top tape : It should be within 0.2N to 1.0N at 165 degree in peeling off angle.
Joint of carrier tape : One joint per one reel may exist.

Unit: mm

Part No.	Height	A	B	C	D	E	F	G	H	I	J	K	t
EVPBB	0.50	12.0±0.3	1.75±0.10	5.5±0.1	8.0±0.1	4.0±0.1	2.0±0.1	1.5±0.3	1.95±0.20	3.3±0.2	0.7±0.2	(10.25)	0.3 ^{+0.15} _{-0.10}
	0.53												
	0.55												

Requests to customers

Please refer to "the latest product specifications" when designing your product.

Requests to customers :

<https://industrial.panasonic.com/ac/e/salespolicies/>

Safety Precautions

When using our products, no matter what sort of equipment they might be used for, be sure to confirm the applications and environmental conditions with our specifications in advance.

Please contact

Panasonic Corporation

Electromechanical Control Business Division

■ 1006, Oaza Kadoma, Kadoma-shi, Osaka 571-8506, Japan
industrial.panasonic.com/ac/e/

Panasonic[®]

©Panasonic Corporation 2019

Mouser Electronics

Authorized Distributor

Click to View Pricing, Inventory, Delivery & Lifecycle Information:

[Panasonic:](#)

[EVP-BB2A1B000](#) [EVP-BB2A9B000](#) [EVP-BB4A9B000](#) [EVP-BB1AAB000](#) [EVP-BB0AAB000](#)

Данный компонент на территории Российской Федерации

Вы можете приобрести в компании MosChip.

Для оперативного оформления запроса Вам необходимо перейти по данной ссылке:

<http://moschip.ru/get-element>

Вы можете разместить у нас заказ для любого Вашего проекта, будь то серийное производство или разработка единичного прибора.

В нашем ассортименте представлены ведущие мировые производители активных и пассивных электронных компонентов.

Нашей специализацией является поставка электронной компонентной базы двойного назначения, продукции таких производителей как XILINX, Intel (ex.ALTERA), Vicor, Microchip, Texas Instruments, Analog Devices, Mini-Circuits, Amphenol, Glenair.

Сотрудничество с глобальными дистрибьюторами электронных компонентов, предоставляет возможность заказывать и получать с международных складов практически любой перечень компонентов в оптимальные для Вас сроки.

На всех этапах разработки и производства наши партнеры могут получить квалифицированную поддержку опытных инженеров.

Система менеджмента качества компании отвечает требованиям в соответствии с ГОСТ Р ИСО 9001, ГОСТ РВ 0015-002 и ЭС РД 009

Офис по работе с юридическими лицами:

105318, г.Москва, ул.Щербаковская д.3, офис 1107, 1118, ДЦ «Щербаковский»

Телефон: +7 495 668-12-70 (многоканальный)

Факс: +7 495 668-12-70 (доб.304)

E-mail: info@moschip.ru

Skype отдела продаж:

moschip.ru

moschip.ru_4

moschip.ru_6

moschip.ru_9