

TWA-E Series



CECC Wet Electrolytic Tantalum Capacitor

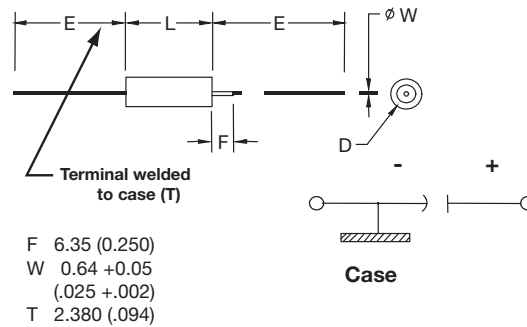


The TWA-E series is an axial leaded wet electrolytic tantalum capacitor manufactured in EU in accordance with CECC 30 202-001. High capacitance cathode system allows high level of CV (Capacitance/Voltage) in DSCC compatible case sizes.

This design includes a welded tantalum can and header assembly that provides a hermetic seal to withstand harsh shock and vibration requirements of MIL-PRF-39006.

Customized capacitance and voltage packages are possible and welcomed. Contact the factory about design possibilities beyond those contained in this datasheet.

OUTLINE DIMENSIONS



CASE DIMENSIONS: millimeters (inches)

DSCC Case Size	AVX Case Size	L +0.79 (0.031) -0.41 (0.016)	D		E ±6.35 (0.250)
			Without Insulating Sleeve ±0.41 (0.016)	With Insulating Sleeve Max	
T1	A	11.51 (0.453)	4.78 (0.188)	5.56 (0.219)	38.10 (1.500)
T2	B	16.28 (0.641)	7.14 (0.281)	7.92 (0.312)	57.15 (2.250)
T3	D	19.46 (0.766)	9.52 (0.375)	10.31 (0.406)	57.15 (2.250)
T4	E	26.97 (1.062)	9.52 (0.375)	10.31 (0.406)	57.15 (2.250)

VOLTAGE RATINGS (Operating Temperature -55°C to 125°C)

Voltage (DC)								
Rated Voltage: (V _R)	85°C	25	30	50	60	75	100	125
Derated Voltage: (V _C)	125°C	15	20	30	40	50	65	85
Surge Voltage: (V _S)	85°C	28.8	34.5	57.5	69	86.3	115	144



TWA-E Series





CECC Wet Electrolytic Tantalum Capacitor

HOW TO ORDER

AVX PART NUMBER:

TWA	D	337	*	050	□	B	E	Z	0	^	00
Type	Case Size	Capacitance Code pF code: 1st two digits represent significant figures 3rd digit represents multiplier (number of zeros to follow)	Capacitance Tolerance K = ±10% M = ±20%	Voltage Code	Insulation Sleeve C = Without Sleeve S = With Sleeve	Packaging B = Tray Pack	Inspection Level E = In accordance with CECC testing	Reliability Z = Non-ER	Qualification Level 0 = N/A	Termination Finish 0 = Sn/Pb 60/40 7 = Matte tin	Custom Test Options 00 = Standard

LEAD-FREE
LEAD-FREE COMPATIBLE COMPONENT
For RoHS compliant products, please select correct termination style.

RIPPLE CURRENT MULTIPLIERS vs. Frequency, temperature and applied voltage^{1/2/}

Frequency of Applied Ripple Current		120Hz				800Hz				1kHz			
		≤55	85	105	125	≤55	85	105	125	≤55	85	105	125
% of 85°C Rated Peak	100%	0.60	0.39	–	–	0.71	0.43	–	–	0.72	0.45	–	–
	90%	0.60	0.46	–	–	0.71	0.55	–	–	0.72	0.55	–	–
Voltage	80%	0.60	0.52	0.35	–	0.71	0.62	0.42	–	0.72	0.62	0.42	–
	70%	0.60	0.58	0.44	–	0.71	0.69	0.52	–	0.72	0.70	0.52	–
66-2/3%		0.60	0.60	0.46	0.27	0.71	0.71	0.55	0.32	0.72	0.72	0.55	0.32

Frequency of Applied Ripple Current		10kHz				40kHz				100kHz			
		≤55	85	105	125	≤55	85	105	125	≤55	85	105	125
% of 85°C Rated Peak	100%	0.88	0.55	–	–	1.00	0.63	–	–	1.10	0.69	–	–
	90%	0.88	0.67	–	–	1.00	0.77	–	–	1.10	0.85	–	–
Voltage	80%	0.88	0.76	0.52	–	1.00	0.87	0.59	–	1.10	0.96	0.65	–
	70%	0.88	0.85	0.64	–	1.00	0.97	0.73	–	1.10	1.07	0.80	–
66-2/3%		0.88	0.88	0.68	0.40	1.00	1.00	0.77	0.45	1.10	1.10	0.85	0.50

1/ At 125°C the rated voltage of the capacitors decreases to 66 2/3 of the 85°C rated voltage.

2/ The peak of the applied ac ripple voltage plus the applied dc voltage must not exceed the dc voltage rating of the capacitors.

CECC Wet Electrolytic Tantalum Capacitor

CAPACITANCE AND RATED VOLTAGE, V_R (VOLTAGE CODE) RANGE (LETTER DENOTES CASE SIZE)

Capacitance		Rated Voltage DC (V_R) to 85°C						
μF	Code	25V	30V	50V	60V	75V	100V	125V
15	156							A*
22	226						A*	
33	336					A*		
47	476			A*				B*
68	686	A					B	
100	107				B	B		D
120	127			B				D*
150	157			B			D	E
220	227		B			D*,E	E	E
330	337	B		D*,E		E	E	
470	477			D,E		E		
560	567	D*			E			
680	687	E	D,E	E		E		
750	757	D,E	D,E			E	E*	
1000	108	D,E	E	D*,E				
1500	158	E						
2200	228				E			
3000	308			E				
4700	478	E						

Released codes

Engineering samples - please contact manufacturer

*Codes under development

CECC Wet Electrolytic Tantalum Capacitor

RATINGS & PART NUMBER REFERENCE

AVX Part Number	Cap (µF) 25°C at 120Hz	DC Rated Voltage (V) at 85°C	ESR Max (ohms) at 120Hz	DC Leakage max (µA)		TANG δ Max +25°C (%)	Impedance max (Ohms) -55°C at 120Hz	Maximum Capacitance Change (%)			AC Ripple (mA rms) 85°C at 40kHz	Case Size		
				+25°C	+85 & +125°C			-55°C	+85°C	+125°C		AVX	DSCC	
25 VDC at 85°C 15 VDC at 125°C														
TWAA686*025□BEZO^00	68	25	2.5	0.6	3	12	45	-40	12	15	850	A	T1	
TWAB337*025□BEZO^00	330	25	1.3	2	20	30	25	-60	10	15	1550	B	T2	
TWAE687*025□BEZO^00	680	25	0.75	3	12	45	12	-50	8	15	2100	E	T4	
TWAD757*025□BEZO^00	750	25	1	3	25	45	15	-50	8	15	2000	D	T3	
TWAE757*025□BEZO^00	750	25	0.75	3.5	16	50	9	-55	10	18	2200	E	T4	
TWAD108*025□BEZO^00	1000	25	1	4	30	45	15	-50	8	15	2300	D	T3	
TWAE108*025□BEZO^00	1000	25	0.7	4	20	60	9	-55	10	18	2400	E	T4	
TWAE158*025□BEZO^00	1500	25	0.5	6	24	65	7	-65	15	20	2850	E	T4	
TWAE478*025□BEZO^00	4700	25	0.25	18	92	90	1.8	-74	32	34	5700	E	T4	
30 VDC at 85°C 20 VDC at 125°C														
TWAB227*030□BEZO^00	220	30	2	1.9	10	15	30	-40	8	15	1200	B	T2	
TWAD687*030□BEZO^00	680	30	1	3.3	25	45	15	-50	8	15	1900	D	T3	
TWAE687*030□BEZO^00	680	30	0.8	4.5	18	45	10	-60	8	15	2100	E	T4	
TWAD757*030□BEZO^00	750	30	1	3.6	30	45	15	-50	8	15	2000	D	T3	
TWAE757*030□BEZO^00	750	30	0.8	5	20	45	10	-65	10	18	2200	E	T4	
TWAE108*030□BEZO^00	1000	30	0.7	5	20	55	7	-70	10	18	2500	E	T4	
50 VDC at 85°C 30 VDC at 125°C														
TWAA476*050□BEZO^00	47	50	2	1	5	9	35	-25	8	15	850	A	T1	
TWAB127*050□BEZO^00	120	50	2	2	10	14	30	-45	8	15	1200	B	T2	
TWAB157*050□BEZO^00	150	50	2	2	10	16	25	-50	8	15	1400	B	T2	
TWAD337*050□BEZO^00	330	50	0.85	3	25	25	15	-50	8	15	1650	D	T3	
TWAE337*050□BEZO^00	330	50	0.8	2.5	25	24	15	-50	8	15	1900	E	T4	
TWAD477*050□BEZO^00	470	50	1	3	25	35	11	-50	8	15	2100	D	T3	
TWAE477*050□BEZO^00	470	50	0.75	3	30	32	10	-50	8	15	2200	E	T4	
TWAE687*050□BEZO^00	680	50	0.7	5	40	42	8	-58	10	20	2750	E	T4	
TWAD108*050□BEZO^00	1000	50	1.2	15	125	100	15	-90	100	140	3800	D	T3	
TWAE108*050□BEZO^00	1000	50	0.7	11	110	45	20	-70	30	40	3200	E	T4	
TWAE308*050□BEZO^00	3000	50	0.3	30	150	80	3.5	-80	60	85	3100	E	T4	
60 VDC at 85°C 40 VDC at 125°C														
TWAB107*060□BEZO^00	100	60	2.5	1.7	10	12	30	-40	8	15	1100	B	T2	
TWAE567*060□BEZO^00	560	60	0.8	5	40	45	10	-58	8	15	2750	E	T4	
TWAE228*060□BEZO^00	2200	60	0.5	30	150	80	3.5	-80	60	85	3000	E	T4	
75 VDC at 85°C 50 VDC at 125°C														
TWAA336*075□BEZO^00	33	75	2.5	1	5	8	66	-25	5	9	1050	A	T1	
TWAB107*075□BEZO^00	100	75	2.5	2	10	12	24	-35	6	10	1400	B	T2	
TWAD227*075□BEZO^00	220	75	1.2	3	30	24	20	-45	6	10	1500	D	T3	
TWAE227*075□BEZO^00	220	75	1.1	2.5	30	22	20	-50	6	10	1800	E	T4	
TWAE337*075□BEZO^00	330	75	1	3	40	30	12	-50	6	10	2200	E	T4	
TWAE477*075□BEZO^00	470	75	0.9	5	50	38	12	-55	6	10	2750	E	T4	
TWAE687*075□BEZO^00	680	75	0.9	11	110	45	10	-70	30	40	2750	E	T4	
TWAE757*075□BEZO^00	750	75	0.7	12	120	60	10	-70	30	40	3800	E	T4	
100 VDC at 85°C 65 VDC at 125°C														
TWAA226*100□BEZO^00	22	100	3.5	1	5	7	125	-18	3	10	1400	A	T1	
TWAB686*100□BEZO^00	68	100	2.5	2	10	13	37	-30	4	12	1650	B	T2	
TWAD157*100□BEZO^00	150	100	1.6	3	25	22	22	-35	6	12	2100	D	T3	
TWAE227*100□BEZO^00	220	100	1.2	5	50	24	15	-40	6	12	2750	E	T4	
TWAE337*100□BEZO^00	330	100	0.8	6	60	30	10	-45	7	20	3600	E	T4	
TWAE757*100□BEZO^00	750	100	0.7	20	200	45	10	-40	20	50	6700	E	T4	
125 VDC at 85°C 85 VDC at 125°C														
TWAD107*125□BEZO^00	100	125	1.8	3	25	18	35	-35	5	12	2100	D	T3	
TWAE157*125□BEZO^00	150	125	1.6	5	50	35	20	-35	6	16	2750	E	T4	
TWAE227*125□BEZO^00	220	125	1.4	10	50	25	12	-40	8	15	3600	E	T4	

All technical data relates to an ambient temperature of +25°C. Capacitance and DF are measured at 120Hz, 0.5RMS with DC bias of 2.2V. DCL is measured at rated voltage after 5 minutes.

NOTE: AVX reserves the rights to supply higher voltage rating in the same case size, to the same reliability standards.

Данный компонент на территории Российской Федерации

Вы можете приобрести в компании MosChip.

Для оперативного оформления запроса Вам необходимо перейти по данной ссылке:

<http://moschip.ru/get-element>

Вы можете разместить у нас заказ для любого Вашего проекта, будь то серийное производство или разработка единичного прибора.

В нашем ассортименте представлены ведущие мировые производители активных и пассивных электронных компонентов.

Нашей специализацией является поставка электронной компонентной базы двойного назначения, продукции таких производителей как XILINX, Intel (ex.ALTERA), Vicor, Microchip, Texas Instruments, Analog Devices, Mini-Circuits, Amphenol, Glenair.

Сотрудничество с глобальными дистрибьюторами электронных компонентов, предоставляет возможность заказывать и получать с международных складов практически любой перечень компонентов в оптимальные для Вас сроки.

На всех этапах разработки и производства наши партнеры могут получить квалифицированную поддержку опытных инженеров.

Система менеджмента качества компании отвечает требованиям в соответствии с ГОСТ Р ИСО 9001, ГОСТ РВ 0015-002 и ЭС РД 009

Офис по работе с юридическими лицами:

105318, г.Москва, ул.Щербаковская д.3, офис 1107, 1118, ДЦ «Щербаковский»

Телефон: +7 495 668-12-70 (многоканальный)

Факс: +7 495 668-12-70 (доб.304)

E-mail: info@moschip.ru

Skype отдела продаж:

moschip.ru

moschip.ru_4

moschip.ru_6

moschip.ru_9