



TS318-1B0814

Thermopile Sensor

SPECIFICATIONS

Thermopile IR-Sensor
For Contactless Temperature Measurement
Single Element
Small Package for Ear Thermometer
High Signal
Flat Filter
Accurate Reference Sensor

Thermopiles are mainly used for contactless temperature measurement in many applications. Their function is to transfer the heat radiation emitted from the objects into a voltage output.

FEATURES

High Signal

Ni-RTD Reference Sensor

Small TO-18 Package

8-14µm Band Pass Filter for measurement distances >0.5m

APPLICATIONS

Pyrometers (general)

Industrial Pyrometers

ABSOLUTE MAXIMUM RATINGS

Parameter	Symbol	Min	Typical	Max	Unit	Description
Storage Temperature	T _S	-20	+20	+85	°C	permanent
Storage Temperature	T _S	-20	+20	+100	°C	non permanent

PERFORMANCE SPECS

Parameter	Symbol	Value	Unit	Condition
Operating Ambient Temperature	T _{Amb}	-20 to +85	°C	permanent
Operating Ambient Temperature	T _{Amb}	-20 to +100	°C	non permanent
Package		TO-18		
Absorber Area	A	0.8 × 0.8	mm ²	
Thermopile Resistance	R _{TP}	70 ± 30	kΩ	T _{Amb} = +25°C
Temperature Coefficient of Thermopile Resistance	TCR _{TP}	-0.06 ± 0.04	%/K	T _{Amb} = +25°C to +75°C
Voltage Response	V _{TP}	5.0 ± 1.3	mV	T _{Amb} = +25°C, T _{Obj} = +100°C, DC, totally filled field of view
Temperature Coefficient of Voltage Response	TCV _{TP}	-0.45 ± 0.08	%/K	T _{Amb} = +25°C to +75°C
Noise Equivalent Voltage	NEV	34	nV/Hz ^{1/2}	T _{Amb} = +25°C
Rise Time	τ ₆₃	12 ± 5	ms	
Ambient Temperature Sensor		Ni-RTD		
Ambient Temperature Sensor Resistance	R _{Ni-RTD}	1000 ± 4	Ω	T _{Amb} = 0°C
Temperature Coefficient of Ni-RTD	TC _{Ni-RTD}	6178 ± 150	ppm/K	T _{Amb} = 0°C to +100°C

TYPICAL PERFORMANCE CURVES

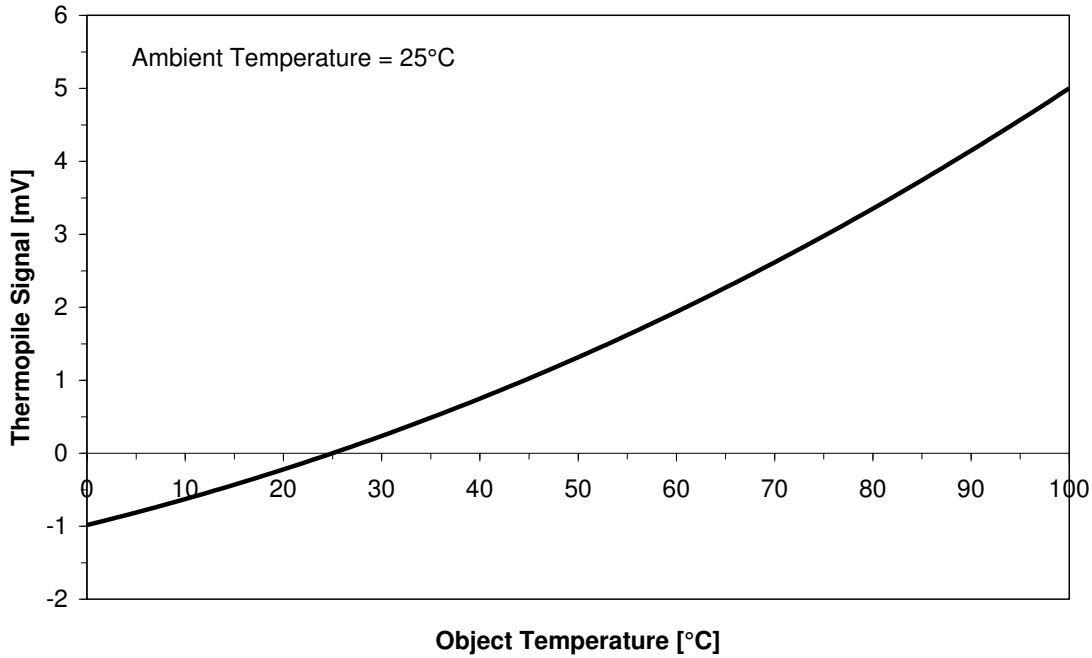


Figure 1: Thermopile signal versus object temperature at 25°C ambient temperature

OPTICAL CHARACTERISTICS

Parameter	Symbol	Value	Unit	Description
Field of View	FOV	110	deg	at 50% of maximum signal

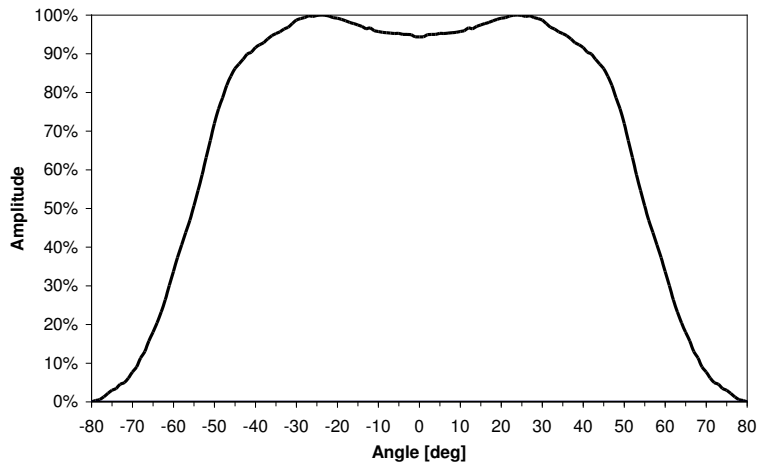


Figure 2: Field of View Curve

FILTER CHARACTERISTICS

Parameter	Symbol	Value	Unit	Description
Transmission Range	BBP	8-14	μm	Broad Band Pass
Transmission	T _{9 ... 13μm}	≥ 75.0	%	at 9 ... 13μm

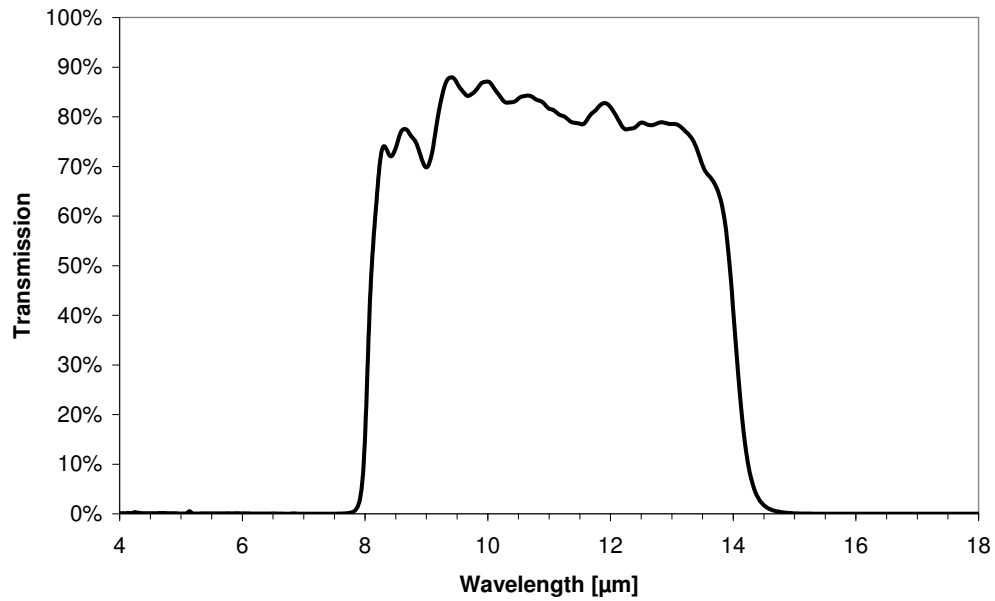


Figure 3: Filter transmission curve

ELECTRICAL CONNECTIONS

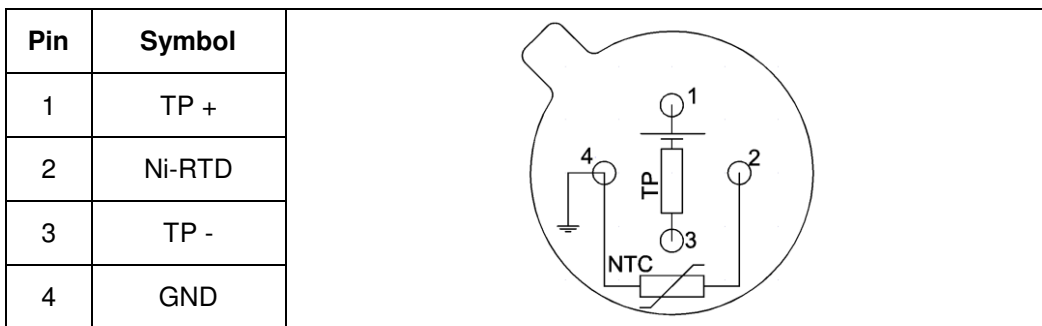


Figure 4: Electrical connections - bottom view of thermopile

MECHANICAL DIMENSIONS

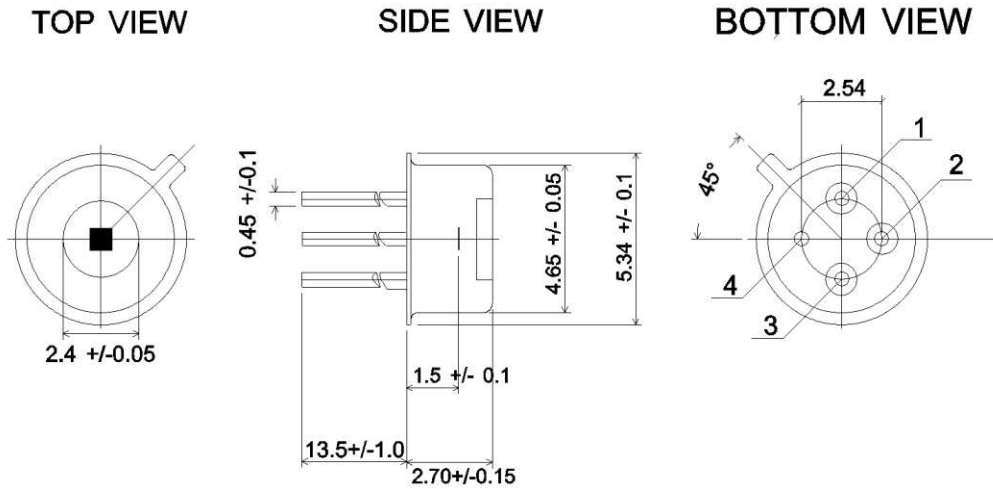


Figure 5: Mechanical dimensions of thermopile

ORDERING INFORMATION

Part Description	TS318-1B0814
Part No.	G-TPCO-031

NORTH AMERICA

Measurement Specialties, Inc.,
 a TE Connectivity Company
 1000 Lucas Way
 Hampton, VA 23666
 United States
 Phone: +1-800-745-8008
 Fax: +1-757-766-4297
 Email: sales@meas-spec.com
 Web: www.meas-spec.com

EUROPE

Measurement Specialties (Europe), Ltd.,
 a TE Connectivity Company
 Deutschland GmbH
 Hauert 13
 D-44227 Dortmund
 Germany
 Phone: +49-(0)231-9740-0
 Fax: +49-(0)231-9740-20
 Email: info.de@meas-spec.com
 Web: www.meas-spec.com

ASIA

Measurement Specialties (China), Ltd.,
 a TE Connectivity Company
 No. 26 Langshan Road
 Shenzhen High-Tech Park (North)
 Nanshan District, Shenzhen 518057
 China
 Tel: +86 755 3330 5088
 Fax: +86 755 3330 5099
 Email: info.cn@meas-spec.com
 Web: www.meas-spec.com

TE.com/sensorsolutions

Measurement Specialties, Inc., a TE Connectivity company.

Measurement Specialties, TE Connectivity, TE Connectivity (logo) and EVERY CONNECTION COUNTS are trademarks. All other logos, products and/or company names referred to herein might be trademarks of their respective owners.

The information given herein, including drawings, illustrations and schematics which are intended for illustration purposes only, is believed to be reliable. However, TE Connectivity makes no warranties as to its accuracy or completeness and disclaims any liability in connection with its use. TE Connectivity's obligations shall only be as set forth in TE Connectivity's Standard Terms and Conditions of Sale for this product and in no case will TE Connectivity be liable for any incidental, indirect or consequential damages arising out of the sale, resale, use or misuse of the product. Users of TE Connectivity products should make their own evaluation to determine the suitability of each such product for the specific application.

© 2015 TE Connectivity Ltd. family of companies All Rights Reserved.

Данный компонент на территории Российской Федерации

Вы можете приобрести в компании MosChip.

Для оперативного оформления запроса Вам необходимо перейти по данной ссылке:

<http://moschip.ru/get-element>

Вы можете разместить у нас заказ для любого Вашего проекта, будь то серийное производство или разработка единичного прибора.

В нашем ассортименте представлены ведущие мировые производители активных и пассивных электронных компонентов.

Нашей специализацией является поставка электронной компонентной базы двойного назначения, продукции таких производителей как XILINX, Intel (ex.ALTERA), Vicor, Microchip, Texas Instruments, Analog Devices, Mini-Circuits, Amphenol, Glenair.

Сотрудничество с глобальными дистрибьюторами электронных компонентов, предоставляет возможность заказывать и получать с международных складов практически любой перечень компонентов в оптимальные для Вас сроки.

На всех этапах разработки и производства наши партнеры могут получить квалифицированную поддержку опытных инженеров.

Система менеджмента качества компании отвечает требованиям в соответствии с ГОСТ Р ИСО 9001, ГОСТ РВ 0015-002 и ЭС РД 009

Офис по работе с юридическими лицами:

105318, г.Москва, ул.Щербаковская д.3, офис 1107, 1118, ДЦ «Щербаковский»

Телефон: +7 495 668-12-70 (многоканальный)

Факс: +7 495 668-12-70 (доб.304)

E-mail: info@moschip.ru

Skype отдела продаж:

moschip.ru

moschip.ru_4

moschip.ru_6

moschip.ru_9