




P31



P41

P31/P41 series

Definite Purpose Magnetic Contactor

16 to 40 Amp Full Load 20 to 50 Amp Resistive

File E25575

File LR15734

Users should thoroughly review the technical data before selecting a product part number. It is recommended that users also seek out the pertinent approvals files of the agencies/laboratories and review them to ensure the product meets the requirements for a given application.

Features

- 3 phase and single phase switching.
- Integral dual QC terminals.
- Class "B" coil insulation.
- Variety of main terminals.
- Applications include HVAC industrial control.
- Direct activated DC coils.

Contact Data @ 25°C

Main Contacts:

Arrangements: 3 Form X (3PST-NO-DM) and 4 Form X (4PST-NO-DM).

Ratings: See Main Contact Ratings Table.

Material: Silver-cadmium oxide.

Initial Breakdown Voltage: 2,200V rms minimum between all elements and between all elements to ground.

Expected Life: 200,000 operations at motor load.
500,000 operations, mechanical.

Minimum Contact Data: 3A @ 120VAC.

Initial Dielectric Strength

Initial Breakdown Voltage: 2,200V rms minimum between all elements and between all elements and ground.

Main Contact Ratings @ 25°C, 60 Hz. AC (Per Pole)

	@ 240VAC		@ 480VAC		@ 600VAC		
	LRA	FLA	LRA	FLA	LRA	FLA	RES
P31C	150	25	125	25	100	25	35
P31E	240	40	200	40	160	40	50
P41B	120	20	100	20	80	20	25
P41C	150	25	125	25	100	25	35

Coil Data @ 25°C

Voltage: 12 and 24V DC. See Coil Data table.

Power: 8W.

Duty Cycle: Continuous.

Insulation: Class B.

Initial Insulation Resistance: 100 megohms minimum.

Coil Data @ +25°C

Code	Nominal Voltage	DC Resistance in Ohms ± 10%	Must Operate Voltage	Nominal Coil Current (mA)
DFO	12DC	21	9	571
DHO	24DC	84	18	286

*Applicable for vertical or horizontal mounting, but not for upside-down mounting.

Note: Coil suppression is recommended for all units.

Operate Data @ 25°C

Must-Operate Voltage: See Coil Data Table.

Environmental Data

Temperature Range: -55°C to +65°C.

Mechanical Data

Mounting: Universal mounting bracket. See Outline Drawings.

Termination:

Contacts: Dual .250" (6.35mm) quick connect with or without binder head screw or box lug.

Coil: Dual .250" (6.35mm) quick connect.

Weight: 18 oz. (510g) approximately.

Ordering Information

Typical Part No. ►

P41 C 47 D HO 1 03

1. Type:

P31 = 3 Pole P41 = 4 Pole

2. Contact Rating

C = 25 Amp E = 40 Amp (40A rating only offered on P31)

3. Contact Arrangement:

42 = 3 Form X (3PST-NO-DM) 47 = 4 Form X (4PST-NO-DM) P41 only

4. Coil Input:

D = Direct Current (Direct Operated)

5. Coil Voltage:

FO = 12VDC, with coil cover HO = 24VDC, with coil cover

6. Coil Terminal Location And Marking (See Terminal Location and Marking Diagram):

1 = Dual .250" (6.35mm) quick connect

7. Contact Terminals (See Contact Terminal Options Diagram):

03 = Dual .250" (6.35mm) quick connect turned up per Figure 03 (25 amps, Max.)

05 = #10-32 binder head screw with dual .250" (6.35mm) quick connect per Figure 05

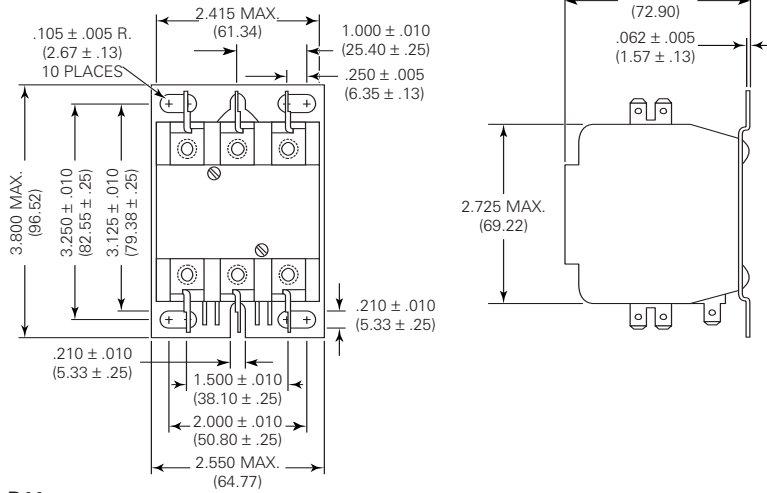
08 = Aluminum box lug (for #4-#14 copper wire) with dual .250" (6.35mm) quick connect per Figure 08

Our authorized distributors are more likely to maintain the following items in stock for immediate delivery.

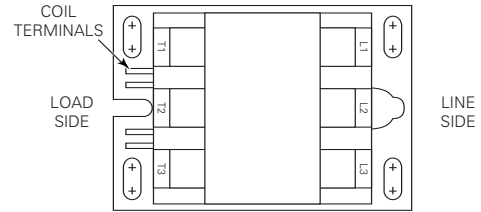
None at present.

Outline Dimensions

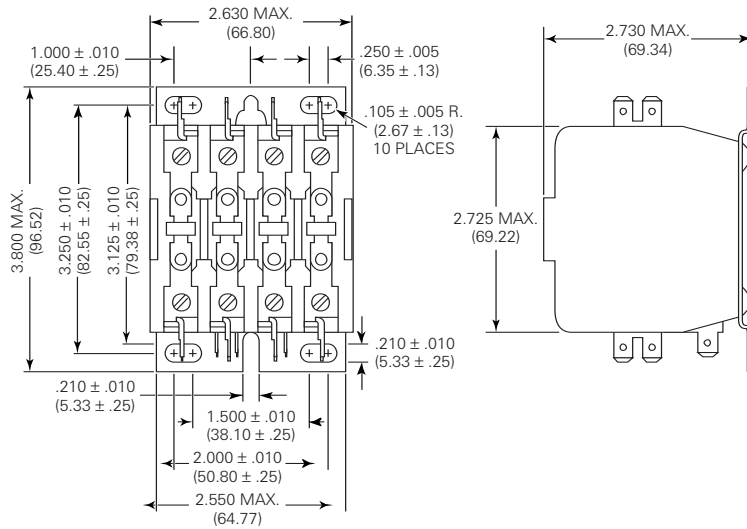
P31



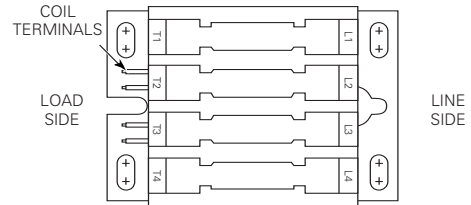
Top View



P41



Top View



Contact Terminal Options

Figure 02

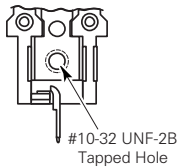


Figure 03

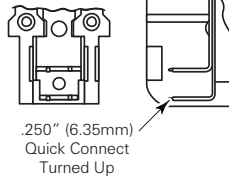


Figure 05

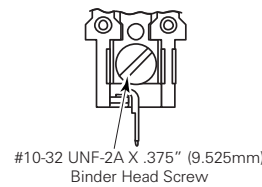


Figure 06

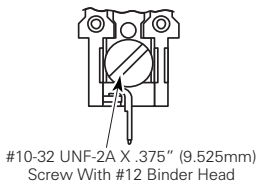


Figure 07

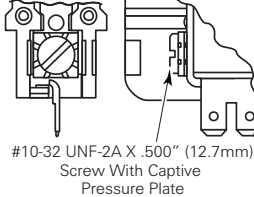
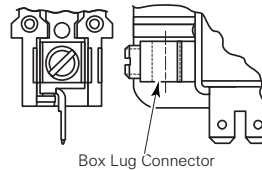


Figure 08



Данный компонент на территории Российской Федерации

Вы можете приобрести в компании MosChip.

Для оперативного оформления запроса Вам необходимо перейти по данной ссылке:

<http://moschip.ru/get-element>

Вы можете разместить у нас заказ для любого Вашего проекта, будь то серийное производство или разработка единичного прибора.

В нашем ассортименте представлены ведущие мировые производители активных и пассивных электронных компонентов.

Нашей специализацией является поставка электронной компонентной базы двойного назначения, продукции таких производителей как XILINX, Intel (ex.ALTERA), Vicor, Microchip, Texas Instruments, Analog Devices, Mini-Circuits, Amphenol, Glenair.

Сотрудничество с глобальными дистрибьюторами электронных компонентов, предоставляет возможность заказывать и получать с международных складов практически любой перечень компонентов в оптимальные для Вас сроки.

На всех этапах разработки и производства наши партнеры могут получить квалифицированную поддержку опытных инженеров.

Система менеджмента качества компании отвечает требованиям в соответствии с ГОСТ Р ИСО 9001, ГОСТ РВ 0015-002 и ЭС РД 009

Офис по работе с юридическими лицами:

105318, г.Москва, ул.Щербаковская д.3, офис 1107, 1118, ДЦ «Щербаковский»

Телефон: +7 495 668-12-70 (многоканальный)

Факс: +7 495 668-12-70 (доб.304)

E-mail: info@moschip.ru

Skype отдела продаж:

moschip.ru

moschip.ru_4

moschip.ru_6

moschip.ru_9