


# Ultra High Precision Z-Foil Surface Mount 4 Resistor Network Dual-In-Line Package with TCR Tracking of 0.1 ppm/°C, PCR Tracking of 5 ppm at Rated Power, and Tolerance Match of 0.01 %



Any value and any ratio available within resistance range

## INTRODUCTION

The Z-Foil technology provides a significant reduction of the resistive components' sensitivity to ambient temperature variations (TCR) and applied power changes (PCR). 0.05 ppm/°C Absolute TCR removes errors due to temperature gradients.

Model SMNZ offers extremely low TCR (absolute and tracking), excellent load life stability, tight tolerance (absolute and matching), excellent ratio stability, low current noise, low voltage coefficient and non sensitivity to ESD - **all in the same resistor.**

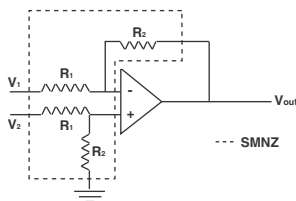
The SMNZ surface mount network is made up of 4 independent Bulk Metal® Z-Foil resistors in a small standard molded epoxy package with 50 MIL lead pitch (JEDEC MS-012 package).

The electrical specification of this integrated construction offers improved performance and better real estate utilization over discrete resistors and matched sets. The resistor may be used independently or as divider pairs.

Our application engineering department is available to advise and make recommendations. For non-standard technical requirements and special applications, please contact us.

## APPLICATIONS

- Instrumentation amplifiers
- Bridge networks
- Differential amplifiers
- Ratio arms in bridge circuits
- Medical and test equipment
- Military
- Airborne etc



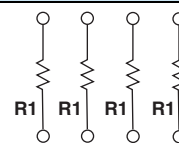
## FEATURES

- Temperature coefficient of resistance (TCR): absolute:  $\pm 0.05$  ppm/°C typical (0 °C to + 60 °C)  $\pm 0.2$  ppm/°C typical (-55 °C to + 125 °C, + 25 °C Ref.) (see table 1)  
Tracking: 0.1 ppm/°C typical (see table 1)
- Tolerance match: 0.01 %
- Power coefficient tracking - "R2 -R1 due to self heating": 5 ppm at rated power
- Power rating: at 70 °C  
Entire package: 0.4 W  
Each resistor: 0.1 W
- Ratio stability: 0.005 % (0.1 W at 70 °C, 2000 h)
- Large variety of resistance ratios
- Electrostatic discharge (ESD) above 25 000 V
- Short time overload  $\leq 0.0025$  %
- Non-inductive, non-capacitive design
- Rise time: 1 ns without ringing
- Current noise: < - 40 dB
- Voltage coefficient < 0.1 ppm/V
- Non-inductive: < 0.08  $\mu$ H
- Non hot spot design
- Terminal Finishes available: lead (Pb)-free tin/lead alloy
- For better performances please contact us
- Any value available within resistance range (e.g. 1K2345)
- Prototype samples available from 48 h. For more information, please contact [foil@vishaypg.com](mailto:foil@vishaypg.com)

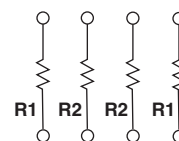


RoHS\*  
COMPLIANT

## FIGURE 1 - SCHEMATICS



OPTION 1  
FOUR RESISTORS, SAME OHMIC VALUE  
SAME ABSOLUTE TOLERANCE



OPTION 2  
TWO RESISTOR PAIRS  
R1/R2; R2/R1

Note

1. Different schematics are available (R1, R2, R3, R4)

TABLE 1 - MODEL SMNZ SPECIFICATIONS

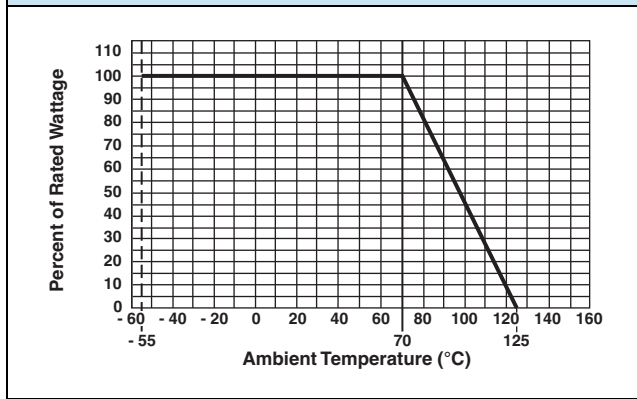
MODEL	RESISTANCE VALUES <sup>1)</sup>	ABSOLUTE TCR (- 55 °C TO + 125 °C, + 25 °C REF.) (TYPICAL + MAX. SPREAD)	RESISTANCE RATIO	TCR TRACKING		TOLERANCE	
				MAX.		ABSOLUTE	MATCH
SMNZ	100 $\Omega$ to 1 k $\Omega$ 1 k $\Omega$ to 10 k $\Omega$	$\pm 0.2$ $\pm 2.8$ $\pm 0.2$ $\pm 1.8$	R1/R2 = 1 1 < R1/R2 $\leq$ 10 10 < R1/R2 $\leq$ 100	0.5 ppm/°C 1.0 ppm/°C 2.0 ppm/°C		$\pm 0.02$ % $\pm 0.05$ % $\pm 0.1$ %	0.01 % 0.02 % 0.05 %

Note

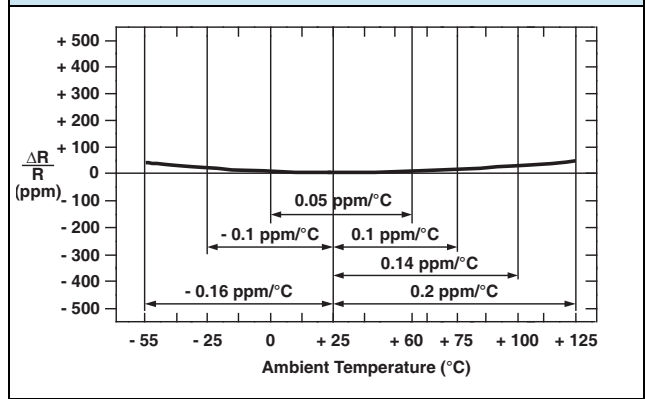
1. SMN (Classic Foil) available with values up to 20 k $\Omega$

\* Pb containing terminations are not RoHS compliant, exemptions may apply

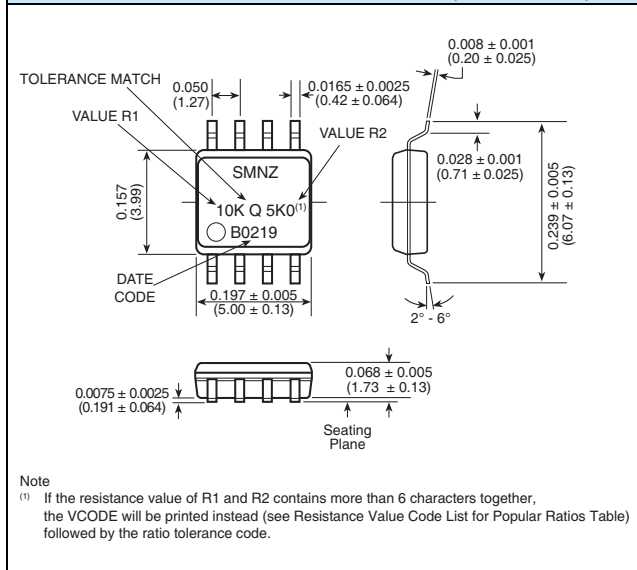
**FIGURE 2 - POWER DERATING CURVE**



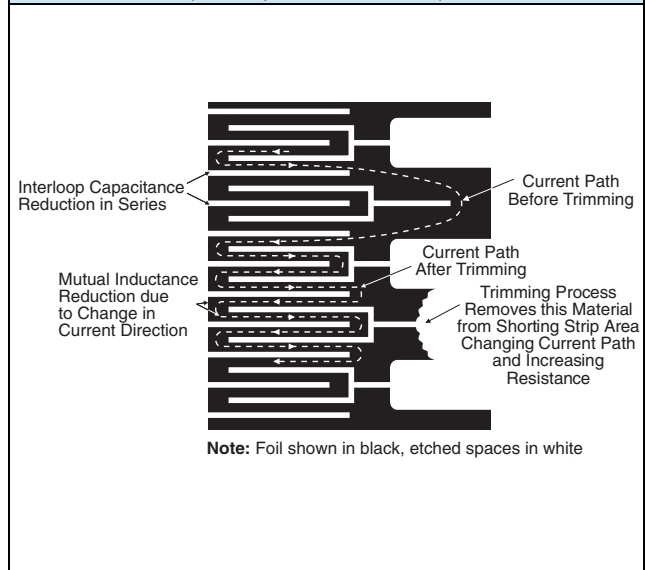
**FIGURE 4 - TYPICAL TCR CURVE Z-FOIL**



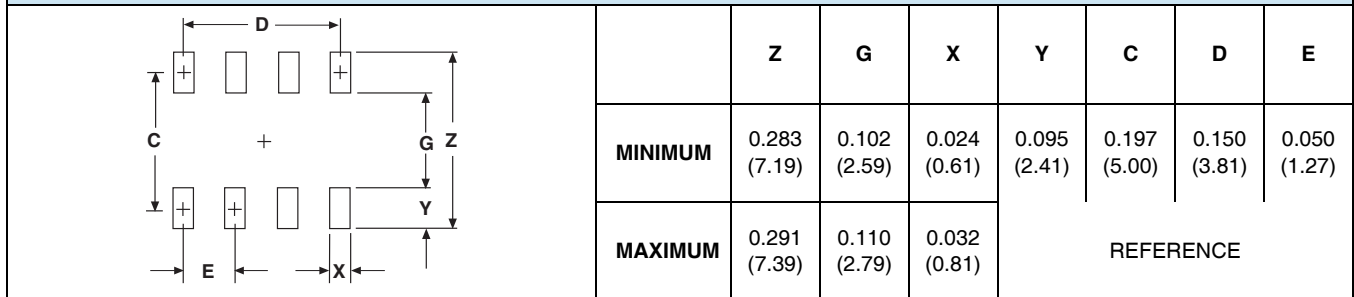
**FIGURE 3 - DIMENSIONS AND IMPRINTING EXAMPLE** in inches (millimeters)



**FIGURE 5 - TRIMMING TO VALUES**  
(conceptual illustration)



**FIGURE 6 - LAND PATTERN** in inches (millimeters)

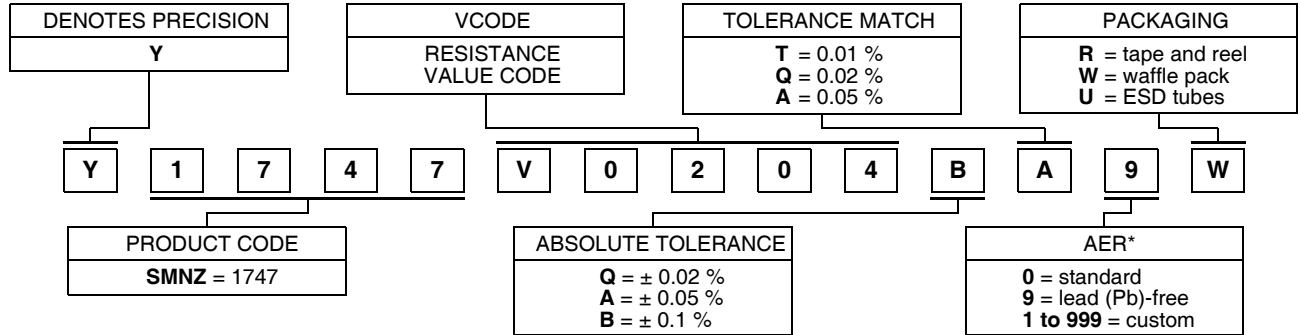


**TABLE 2 - PERFORMANCE SPECIFICATIONS** (per MIL-PRF 914 test methods)

SPECIFICATIONS	TYPICAL LIMITS
<b>Power Rating</b> at + 70 °C	Each resistor: 0.1 W Entire package: 0.4 W
<b>Maximum Working Voltage</b> (each resistor)	$(P \times R)^{1/2}$
<b>Thermal Shock</b> 25 x (- 65 °C to + 125 °C)	$\Delta R = 0.01 \% (100 \text{ ppm})$ $\Delta \text{Ratio} = 0.01 \% (100 \text{ ppm})$
<b>Thermal Shock</b> 5 x (- 65 °C to + 125 °C) and <b>Power Conditioning</b> 1.5 rated power at 25 °C, 100 h	$\Delta R = 0.02 \% (200 \text{ ppm})$ $\Delta \text{Ratio} = 0.015 \% (150 \text{ ppm})$
<b>DWV Atm. Pressure</b> 200 V (A.C), 1 min	Successfully passed
<b>Insulation Resistance</b> 100 V (D.C), 1 min	$> 10^4 \text{ M}\Omega$
<b>Resistance to Soldering Heat</b>	$\Delta R = 0.01 \% (100 \text{ ppm})$ $\Delta \text{Ratio} = 0.005 \% (50 \text{ ppm})$
<b>Moisture Resistance</b> + 65 °C to - 10 °C; 90 % to 98 % RH; 0.1 x rated power; 240 h	$\Delta R = 0.02 \% (200 \text{ ppm})$ $\Delta \text{Ratio} = 0.005 \% (50 \text{ ppm})$
<b>Shock (Specified Pulse)</b> 100G	$\Delta R = 0.01 \% (100 \text{ ppm})$ $\Delta \text{Ratio} = 0.01 \% (100 \text{ ppm})$
<b>Vibration, High Frequency</b> (10 Hz to 2000 Hz), 20G	$\Delta R = 0.005 \% (50 \text{ ppm})$ $\Delta \text{Ratio} = 0.005 \% (50 \text{ ppm})$
<b>High Temperature Exposure</b> 100 h at 125 °C	$\Delta R = 0.01 \% (100 \text{ ppm})$ $\Delta \text{Ratio} = 0.005 \% (50 \text{ ppm})$
<b>Low Temperature Storage</b> 24 h at - 65 °C	$\Delta R = 0.005 \% (50 \text{ ppm})$ $\Delta \text{Ratio} = 0.005 \% (50 \text{ ppm})$
<b>Load Life Stability</b> at 70 °C; 0.1 W per resistor, 2000 h	$\Delta R = 0.005 \% (50 \text{ ppm})$ $\Delta \text{Ratio} = 0.005 \% (50 \text{ ppm})$
<b>Short Time Overload</b> 6.25 x rated power; 5 s	$\Delta R = 0.005 \% (50 \text{ ppm})$ $\Delta \text{Ratio} = 0.0025 \% (25 \text{ ppm})$
<b>Weight</b>	0.08 g

**TABLE 3 - GLOBAL PART NUMBER INFORMATION**

NEW GLOBAL PART NUMBER: Y1747V0204BA9W (preferred part number format)



FOR EXAMPLE: ABOVE GLOBAL ORDER Y1747 V0204 B A 9 W:

TYPE: SMNZ  
VALUES: 10K/500R  
ABSOLUTE TOLERANCE: ± 0.1 %  
TOLERANCE MATCH: 0.05 %  
TERMINATION: Lead (Pb)-free  
PACKAGING: Waffle Pack

HISTORICAL PART NUMBER: SMNZ 10K/500R TCR0.2 B A S W (will continue to be used)

SMNZ	10K/500R	TCR0.2	B	A	S	W
MODEL	RESISTANCE VALUE	ABSOLUTE TCR	ABSOLUTE TOLERANCE	TOLERANCE MATCH	TERMINATION	PACKAGING
SMNZ	R <sub>1</sub> = 10 kΩ R <sub>2</sub> = 500 Ω	TCR0.2	Q = ± 0.02 % A = ± 0.05 % B = ± 0.1 %	T = 0.01 % Q = 0.02 % A = 0.05 %	S = lead (Pb)-free B = tin/lead	T = tape and reel W = waffle pack U = ESD tubes

**Note**

\* For non-standard requests, please contact Application Engineering.

**TABLE 4 - RESISTANCE VALUE CODE LIST FOR POPULAR RATIOS**

(other values available upon request)

VCODES	R1/R2 RATIO	R1	R2	VCODES	R1/R2 RATIO	R1	R2
V0201	100	10K	100R	V0189	2.5	1K	400R
V0202	50	10K	200R	V0185		500R	200R
V0197		5K	100R	V0207	2	10K	5K
V0203	25	10K	400R	V0175		2K	1K
V0198		5K	200R	V0190		1K	500R
V0204	20	10K	500R	V0182		400R	200R
V0193		2K	100R	V0179	200R	100R	
V0205	10	10K	1K	V0186	1.25	500R	400R
V0194		2K	200R	V0178	1	100R	100R
V0187		1K	100R	V0180		200R	200R
V0200	5	5K	1K	V0183		400R	400R
V0195		2K	400R	V0023		500R	500R
V0188		1K	200R	V0191	1K	1K	
V0184	4	500R	100R	V0176	2K	2K	
V0196		2K	500R	V0019	5K	5K	
V0181		400R	100R	V0008	10K	10K	

## Disclaimer

ALL PRODUCTS, PRODUCT SPECIFICATIONS AND DATA ARE SUBJECT TO CHANGE WITHOUT NOTICE.

Vishay Precision Group, Inc., its affiliates, agents, and employees, and all persons acting on its or their behalf (collectively, "Vishay Precision Group"), disclaim any and all liability for any errors, inaccuracies or incompleteness contained herein or in any other disclosure relating to any product.

The product specifications do not expand or otherwise modify Vishay Precision Group's terms and conditions of purchase, including but not limited to, the warranty expressed therein.

Vishay Precision Group makes no warranty, representation or guarantee other than as set forth in the terms and conditions of purchase. **To the maximum extent permitted by applicable law, Vishay Precision Group disclaims (i) any and all liability arising out of the application or use of any product, (ii) any and all liability, including without limitation special, consequential or incidental damages, and (iii) any and all implied warranties, including warranties of fitness for particular purpose, non-infringement and merchantability.**

Information provided in datasheets and/or specifications may vary from actual results in different applications and performance may vary over time. Statements regarding the suitability of products for certain types of applications are based on Vishay Precision Group's knowledge of typical requirements that are often placed on Vishay Precision Group products. It is the customer's responsibility to validate that a particular product with the properties described in the product specification is suitable for use in a particular application.

No license, express, implied, or otherwise, to any intellectual property rights is granted by this document, or by any conduct of Vishay Precision Group.

The products shown herein are not designed for use in life-saving or life-sustaining applications unless otherwise expressly indicated. Customers using or selling Vishay Precision Group products not expressly indicated for use in such applications do so entirely at their own risk and agree to fully indemnify Vishay Precision Group for any damages arising or resulting from such use or sale. Please contact authorized Vishay Precision Group personnel to obtain written terms and conditions regarding products designed for such applications.

Product names and markings noted herein may be trademarks of their respective owners.

## Данный компонент на территории Российской Федерации

### Вы можете приобрести в компании MosChip.

Для оперативного оформления запроса Вам необходимо перейти по данной ссылке:

<http://moschip.ru/get-element>

Вы можете разместить у нас заказ для любого Вашего проекта, будь то серийное производство или разработка единичного прибора.

В нашем ассортименте представлены ведущие мировые производители активных и пассивных электронных компонентов.

Нашей специализацией является поставка электронной компонентной базы двойного назначения, продукции таких производителей как XILINX, Intel (ex.ALTERA), Vicor, Microchip, Texas Instruments, Analog Devices, Mini-Circuits, Amphenol, Glenair.

Сотрудничество с глобальными дистрибьюторами электронных компонентов, предоставляет возможность заказывать и получать с международных складов практически любой перечень компонентов в оптимальные для Вас сроки.

На всех этапах разработки и производства наши партнеры могут получить квалифицированную поддержку опытных инженеров.

Система менеджмента качества компании отвечает требованиям в соответствии с ГОСТ Р ИСО 9001, ГОСТ РВ 0015-002 и ЭС РД 009

### Офис по работе с юридическими лицами:

105318, г.Москва, ул.Щербаковская д.3, офис 1107, 1118, ДЦ «Щербаковский»

Телефон: +7 495 668-12-70 (многоканальный)

Факс: +7 495 668-12-70 (доб.304)

E-mail: [info@moschip.ru](mailto:info@moschip.ru)

Skype отдела продаж:

moschip.ru

moschip.ru\_4

moschip.ru\_6

moschip.ru\_9