


# SD

D'Sub connectors - Stamped and Formed Contacts

## STRAIGHT PCB TERMINATION STANDARD and HIGH DENSITY



### Specifications

- Connectors according to: MIL C24308 - NFC 93425-HE5
- UL File: E149426

CHARACTERISTICS

Materials and Platings	
<b>Shells</b>	Steel, tin over nickel plating
<b>Insulator</b>	Glass-filled thermoplastic, UL 94V- 0
<b>Contacts</b>	Brass, selected gold in mating area; 2.54µm (100 µ") min.tin on termination area over 1.27µm (50µ") min.nickel
<b>Rear insert</b>	Brass, 2.54µm (100µ") min.nickel plated
<b>Boardlock</b>	Brass, 2.54µm (100µ") min.nickel plated
<b>Screwlock</b>	Brass, 2.54µm (100µ") min.nickel plated (removable)

DESCRIPTION

The Amphenol SD series features precision formed contacts, and insulator with closed entry contacts cavities. This series gives you Amphenol's high standards of quality and reliability to meet all of your commercial requirements.

Electrical Data	
<b>Current rating</b>	Standard Density:5A High Density:3A
<b>Voltage rating</b>	250V AC/ rms 50Hz
<b>Withstanding voltage</b>	1000V AC/rms 50Hz for one minute
<b>Insulation resistance</b>	1000MΩ at 500V DC
<b>Contact resistance</b>	20mΩ max

Climatic Data	
<b>Operating temperature</b>	-55°C to +125°C
<b>Salt spray</b>	24 hours

Mechanical Data					
<b>Single contact insertion force</b>		0.54kg (1.19lb) max			
<b>Single contact withdrawal force</b>		SD : 0.06kg (0.13lb) min HD : 0.02kg (0.044lb) min			
<b>Mating and unmating force</b> Unit: kg ( lb)					
No. of Cts		SD		HD	
SD	HD	Mate (max)	Unmate (min)	Mate (max)	Unmate (min)
9	15	3.05 (6.74)	0.36 (0.79)	3.81 (8.42)	0.52 (1.14)
15	26	5.09 (11.24)	0.46 (1.01)	5.95 (13.16)	1.05 (2.32)
25	44	8.44 (18.66)	0.81 (1.8)	9.26 (20.46)	1.37 (3.02)
37	62	12.51 (27.65)	1.1 (2.47)	13.48 (29.78)	1.76 (3.88)
50	78	14.65 (32.38)	1.6 (3.56)	15.82 (34.96)	2.02 (4.46)
<b>Standard plating thickness</b>		<ul style="list-style-type: none"> <li>• Gold flash</li> <li>• 0.4µm (15µ") Gold</li> <li>• 0.76 µm (30µ") Gold</li> </ul>			

APPLICATIONS

- Industrial
- Telecom
- Any industry standard I / O connections

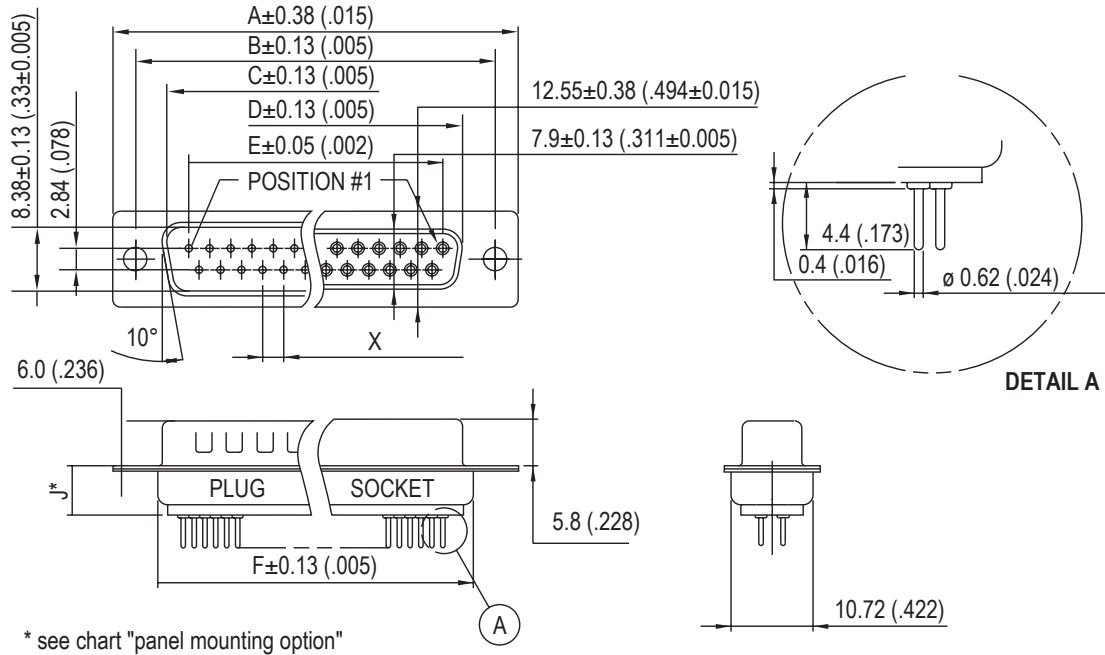
*Economical  
straight PCB  
mount connectors*

SD / E6

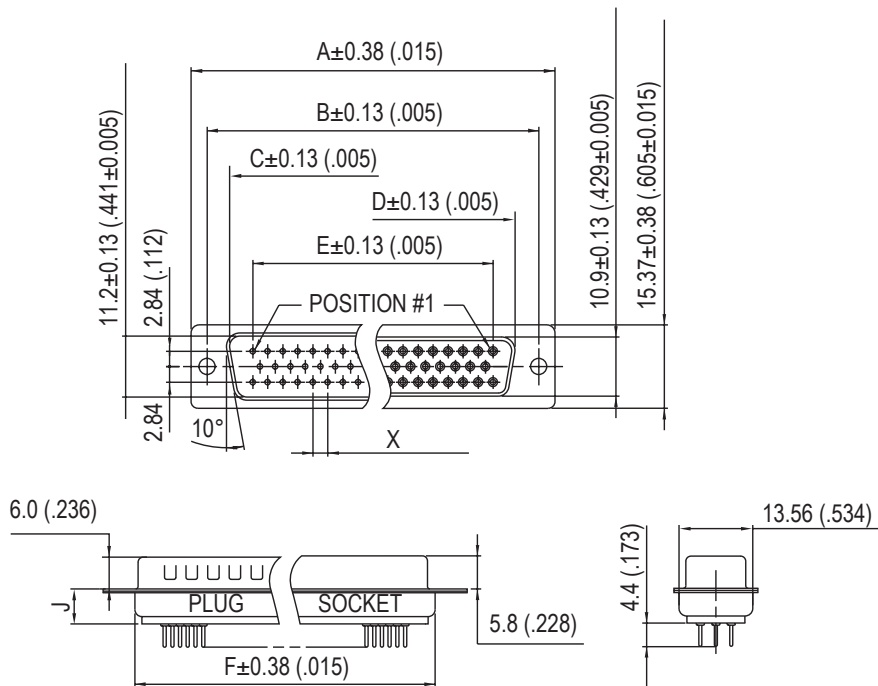


**Amphenol**

# Standard Density

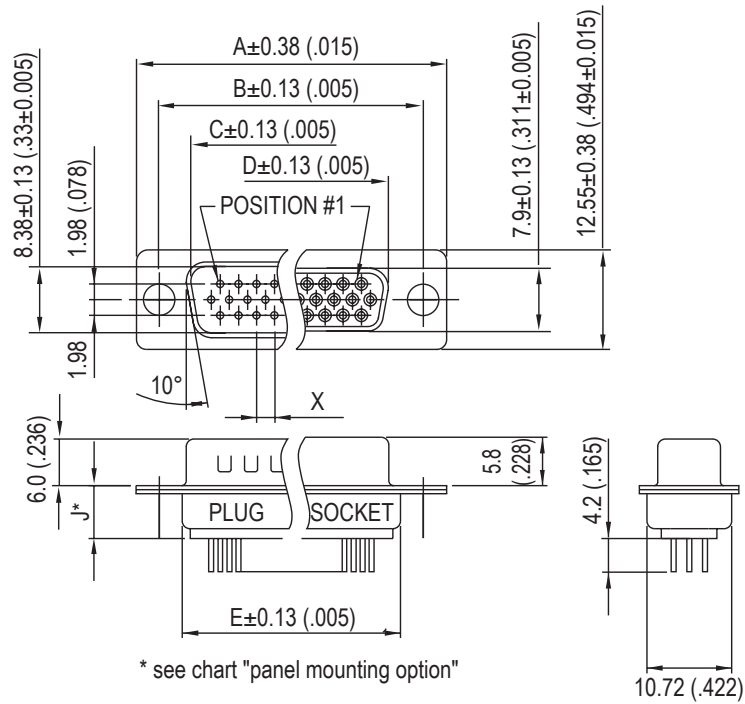


Nb OF CONTACTS	DIMENSIONS mm (inch)						
	A	B	C	D	E	F	X
9	30.84 (1.21)	24.99 (.98)	16.92 (.67)	16.24 (.64)	11.09 (.44)	19.28 (.76)	2.77 (.109)
15	39.24 (1.54)	33.32 (1.31)	24.7 (.972)	24.56 (.97)	19.39 (.76)	27.51 (1.08)	2.77 (.109)
25	53.04 (2.09)	47.04 (1.85)	38.96 (1.53)	38.38 (1.51)	33.24 (1.31)	41.30 (1.63)	2.77 (.109)
37	69.32 (2.73)	63.50 (2.50)	55.42 (2.18)	54.76 (2.16)	49.86 (1.96)	57.71 (2.27)	2.77 (.109)
50	67 (2.64)	61.11 (2.41)	52.86 (2.08)	52.34 (2.06)	44.32 (1.75)	55.3 (2.18)	2.77 (.109)

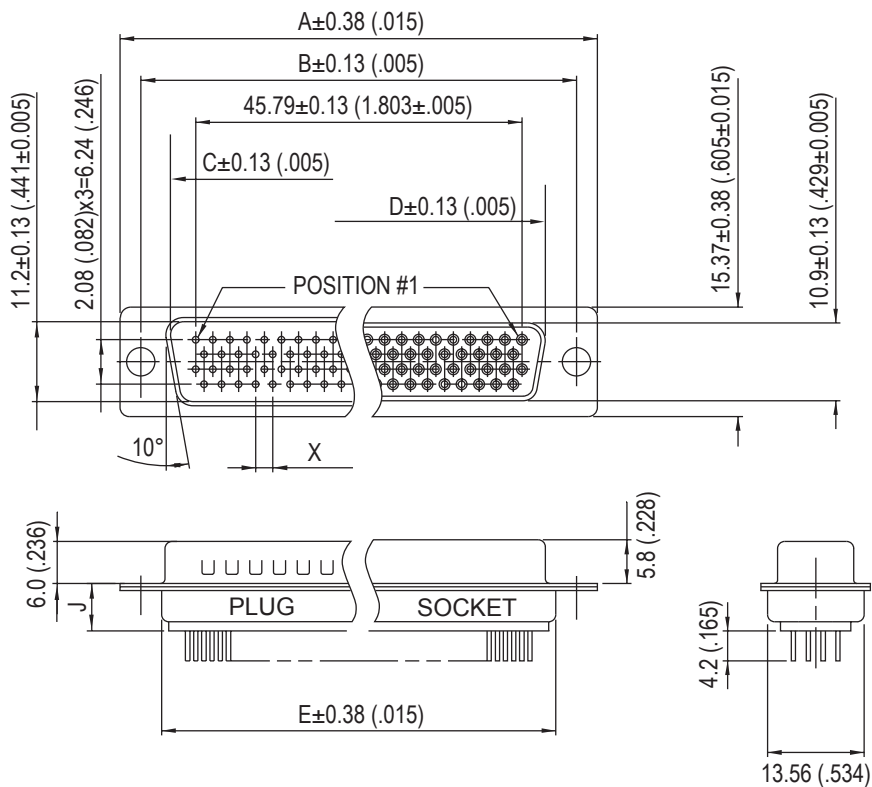


50 CONTACTS

# High Density

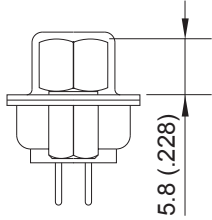


Nb OF CONTACTS	DIMENSIONS mm (inch)					
	A	B	C	D	E	X
15	30.84 (1.21)	24.99 (.98)	16.92 (.67)	16.24 (.64)	19.28 (.76)	2.29 (.090)
26	39.24 (1.54)	33.32 (1.31)	24.7 (.972)	24.56 (.97)	27.51 (1.08)	2.29 (.090)
44	53.04 (2.09)	47.04 (1.85)	38.96 (1.53)	38.38 (1.51)	41.30 (1.63)	2.29 (.090)
62	69.32 (2.73)	63.50 (2.50)	55.42 (2.18)	54.76 (2.16)	57.71 (2.27)	2.41 (.095)
78	67 (2.64)	61.11 (2.41)	52.86 (2.08)	52.34 (2.06)	55.3 (2.18)	2.41 (.095)

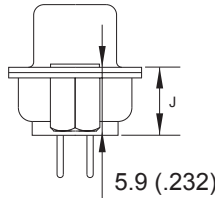


78 CONTACTS

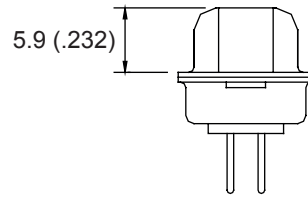
## Panel mounting option



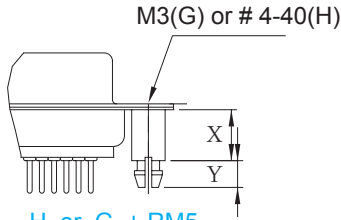
**H + VF or G + VFM**  
Front Female Screwlock



**H or G**  
Threaded Rear Insert

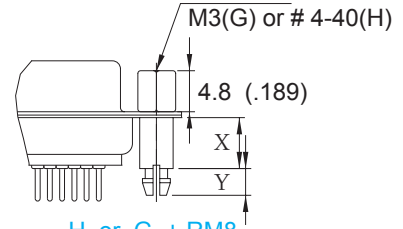


**4F or 3F**  
Fixed Front Screwlock



**H or G + RM5**  
Standoff + Boardlock

	RM5 RM8	RM5G RM8G
X	6.0(.236)	12.7(.500)
Y	4.2(.165)	3.2(.126)
J	6.2(.244)	10.1(.397)



**H or G + RM8**  
Front Screwlock, Standoff + Boardlock

Examples: L 717 SD E H 09 P OL2 RM5 C309  
L 77 SD E 09 S OL2 4F

## How to order

**L**    ...    ...    ...    ...    ...    ...    **OL2**    ...    **C309**

RoHS Compliant

Gold flash	<b>77:</b> tinned shell for receptable <b>717:</b> tinned shell + dimples for plug
0.4µm (15µ")	<b>177:</b> tinned shell for receptable <b>777:</b> tinned shell + dimples for plug

**Series:**  
SD = Standard density  
HD = High density

Shell size:	SD	HD
E =	9	15
A =	15	26
B =	25	44
C =	37	62
D =	50	78

**Rear mounting option:**  
H = 4-40 rear insert  
G = M3 rear insert  
H or G required with VF, VFM  
RM5 or RM8

**Plating option:**  
valid only for 0.76µm (30µ")  
part numbers to be written as follow:  
or 77.....**C309**  
717.....**C309**

**Front mounting option:**  
no digit = 3.05mm rivet  
**RM5** = Threaded standoff + boardlock  
**RM8** = Front screwlock, standoff + boardlock  
**VF** = Screwlock 4-40  
**VFM** = Screwlock M3  
**4F** = Fixed screwlock 4-40  
**3F** = Fixed screwlock M3


**Termination:**  
Straight, for PCB mount

**Contact type:**  
P = Plug  
S = Socket

**Configuration:**  
**09,15,25,37,50** = SD  
**15,26,44,62,78** = HD

*For special request, please consult factory*

Do not hesitate to contact us for further information



# Amphenol

## Amphenol IT & Communication Products

Block A3/A4, The 4th Industrial District of  
Industrial Headquarters, Dong Keng Road  
Gong Ming Town, Shen Zhen China  
Fax: +86(0)755 2754 9955

### Technical Support

Tel: +86(0)755 2717 7945  
Info-dsub@amphenol.com.cn  
http://www.dsubconnector.com

## Данный компонент на территории Российской Федерации

### Вы можете приобрести в компании MosChip.

Для оперативного оформления запроса Вам необходимо перейти по данной ссылке:

<http://moschip.ru/get-element>

Вы можете разместить у нас заказ для любого Вашего проекта, будь то серийное производство или разработка единичного прибора.

В нашем ассортименте представлены ведущие мировые производители активных и пассивных электронных компонентов.

Нашей специализацией является поставка электронной компонентной базы двойного назначения, продукции таких производителей как XILINX, Intel (ex.ALTERA), Vicor, Microchip, Texas Instruments, Analog Devices, Mini-Circuits, Amphenol, Glenair.

Сотрудничество с глобальными дистрибьюторами электронных компонентов, предоставляет возможность заказывать и получать с международных складов практически любой перечень компонентов в оптимальные для Вас сроки.

На всех этапах разработки и производства наши партнеры могут получить квалифицированную поддержку опытных инженеров.

Система менеджмента качества компании отвечает требованиям в соответствии с ГОСТ Р ИСО 9001, ГОСТ РВ 0015-002 и ЭС РД 009

### Офис по работе с юридическими лицами:

105318, г.Москва, ул.Щербаковская д.3, офис 1107, 1118, ДЦ «Щербаковский»

Телефон: +7 495 668-12-70 (многоканальный)

Факс: +7 495 668-12-70 (доб.304)

E-mail: [info@moschip.ru](mailto:info@moschip.ru)

Skype отдела продаж:

moschip.ru

moschip.ru\_4

moschip.ru\_6

moschip.ru\_9