

Feed-through terminal block - UK 35-IB - 3008009

Please be informed that the data shown in this PDF Document is generated from our Online Catalog. Please find the complete data in the user's documentation. Our General Terms of Use for Downloads are valid (<http://download.phoenixcontact.com>)



Feed-through terminal block, Connection method: Screw connection, Cross section: 0.75 mm² - 50 mm², AWG: 18 - 1/0, Width: 15.1 mm, Color: gray, Mounting type: NS 32, NS 35/7,5, NS 35/15

Product Features

- ✓ The large wiring space enables the connection of solid and stranded conductors without ferrules, even above the nominal cross section
- ✓ As well as saving space, the compact design enables user-friendly wiring in a small amount of space
- ✓ Optimum screwdriver guidance through closed screw shafts
- ✓ The multi-conductor connection offers maximum flexibility and wiring density



Key commercial data

Packing unit	1 1
Weight per Piece (excluding packing)	58.0 GRM
Custom tariff number	85369010
Country of origin	Germany

Technical data

General

Number of levels	1
Number of connections	2
Color	gray
Insulating material	PA
Inflammability class according to UL 94	V0
Maximum load current	150 A (with 50 mm ² conductor cross section)
Rated surge voltage	8 kV
Pollution degree	3
Surge voltage category	III

Feed-through terminal block - UK 35-IB - 3008009

Technical data

General

Insulating material group	I
Connection in acc. with standard	IEC 60947-7-1
Nominal current I_N	150 A
Nominal voltage U_N	1000 V
Open side panel	nein

Dimensions

Width	15.1 mm
Length	50 mm
Height NS 35/7,5	62 mm
Height NS 35/15	69.5 mm
Height NS 32	67 mm

Connection data

Conductor cross section solid min.	0.75 mm ²
Conductor cross section solid max.	50 mm ²
Conductor cross section AWG/kcmil min.	18
Conductor cross section AWG/kcmil max.	1/0
Conductor cross section stranded min.	0.75 mm ²
Conductor cross section stranded max.	35 mm ²
Min. AWG conductor cross section, stranded	18
Max. AWG conductor cross section, stranded	2
Conductor cross section stranded, with ferrule without plastic sleeve min.	0.75 mm ²
Conductor cross section stranded, with ferrule without plastic sleeve max.	35 mm ²
Conductor cross section stranded, with ferrule with plastic sleeve min.	0.75 mm ²
Conductor cross section stranded, with ferrule with plastic sleeve max.	35 mm ²
2 conductors with same cross section, solid min.	0.75 mm ²
2 conductors with same cross section, solid max.	16 mm ²
2 conductors with same cross section, stranded min.	0.75 mm ²
2 conductors with same cross section, stranded max.	10 mm ²
2 conductors with same cross section, stranded, TWIN ferrules with plastic sleeve, min.	0.75 mm ²
2 conductors with same cross section, stranded, TWIN ferrules with plastic sleeve, max.	6 mm ²
2 conductors with same cross section, stranded, ferrules without plastic sleeve, min.	0.75 mm ²
2 conductors with same cross section, stranded, ferrules without plastic sleeve, max.	10 mm ²
Connection method	Screw connection
Stripping length	16 mm

Feed-through terminal block - UK 35-IB - 3008009

Technical data

Connection data

Internal cylindrical gage	B9
Screw thread	M6
Tightening torque, min	3.2 Nm
Tightening torque max	3.7 Nm

Classifications

eCl@ss

eCl@ss 4.0	27141120
eCl@ss 4.1	27141120
eCl@ss 5.0	27141120
eCl@ss 5.1	27141120
eCl@ss 6.0	27141120
eCl@ss 7.0	27141120
eCl@ss 8.0	27141120

ETIM

ETIM 2.0	EC000897
ETIM 3.0	EC000897
ETIM 4.0	EC000897
ETIM 5.0	EC000897

UNSPSC

UNSPSC 6.01	30211811
UNSPSC 7.0901	39121410
UNSPSC 11	39121410
UNSPSC 12.01	39121410
UNSPSC 13.2	39121410

Approvals

Approvals

Approvals

CSA / KEMA-KEUR / RS / IECCEB Scheme / GOST / GOST

Feed-through terminal block - UK 35-IB - 3008009


Approvals


Ex Approvals

IECEX / ATEX / FM approved


Approvals submitted


Approval details

CSA 		
	B	C
mm ² /AWG/kcmil	18	18
Nominal current I _N	150 A	150 A
Nominal voltage U _N	600 V	600 V

KEMA-KEUR 	
mm ² /AWG/kcmil	35
Nominal voltage U _N	1000 V

RS

IECEE CB Scheme 	
mm ² /AWG/kcmil	35
Nominal voltage U _N	1000 V

GOST 

Feed-through terminal block - UK 35-IB - 3008009

Approvals



Accessories

Accessories

Bridge

Step bracket - STL 35/10 - 0204084



Step bracket, Number of positions: 2, Color: white aluminum

Step bracket - STL 35/ 5 - 0204107



Step bracket, Number of positions: 2, Color: white aluminum

Step bracket - STL 35/16 - 0204097



Step bracket, Number of positions: 2, Color: white aluminum

Chain bridge - KBI- 15 - 0205203



Chain bridge, Number of positions: 1, Color: silver

Feed-through terminal block - UK 35-IB - 3008009

Accessories

Fixed bridge - FBI 2-15 - 0201333



Fixed bridge, Number of positions: 2, Color: silver

Fixed bridge - FBI 3-15 - 0201278



Fixed bridge, Number of positions: 3, Color: silver

Insertion bridge - EB 2-15 - 0203166



Insertion bridge, Number of positions: 2, Color: gray

Insertion bridge - EB 10-15 - 0205135



Insertion bridge, Number of positions: 10, Color: gray

Insertion bridge - EB 2-15 K/UK 35 - 0205119



Insertion bridge, Number of positions: 2, Color: gray

Feed-through terminal block - UK 35-IB - 3008009

Accessories

Insertion bridge - EB 3-15 K/UK 35 - 0205106



Insertion bridge, Number of positions: 3, Color: gray

Insertion bridge - EB 10-15 K/UK 35 - 0205096



Insertion bridge, Number of positions: 10, Color: gray

Switching jumper - SBH 2-15 - 0205232



Switching jumper, Number of positions: 1, Color: silver

Cover profile

Cover profile - EA 11 - 1024263



Single cover, for covering one terminal block, snap fit, cannot be labeled, color: transparent

End block

End clamp - CLIPFIX 35 - 3022218



Quick mounting end clamp for NS 35/7,5 DIN rail or NS 35/15 DIN rail, with marking option, width: 9.5 mm, color: gray

Feed-through terminal block - UK 35-IB - 3008009

Accessories

End clamp - CLIPFIX 35-5 - 3022276



Quick mounting end clamp for NS 35/7,5 DIN rail or NS 35/15 DIN rail, with marking option, with parking option for FBS...5, FBS...6, KSS 5, KSS 6, width: 5.15 mm, color: gray

End clamp - E/NS 35 N - 0800886



End clamp, width: 9.5 mm, color: gray

End clamp - E/UK - 1201442



End clamp, for assembly on NS 32 or NS 35/7.5 DIN rail

End clamp - E/UK 1 - 1201413



End clamps, for supporting the ends of double-level and three-level terminal blocks, width: 10 mm, color: gray

Insulating sleeve

Insulating sleeve - PS-IH WH - 0311566



Insulating sleeve, Color: white

Feed-through terminal block - UK 35-IB - 3008009

Accessories

Insulating sleeve - PS-IH RD - 0311579



Insulating sleeve, Color: red

Insulating sleeve - PS-IH BU - 0311582



Insulating sleeve, Color: blue

Insulating sleeve - PS-IH YE - 0311595



Insulating sleeve, Color: yellow

Insulating sleeve - PS-IH GN - 0311605



Insulating sleeve, Color: green

Insulating sleeve - PS-IH GY - 0311621



Insulating sleeve, Color: gray

Feed-through terminal block - UK 35-IB - 3008009

Accessories

Insulating sleeve - PS-IH BK - 0311634



Insulating sleeve, Color: black

Insulating sleeve - PS-IH VT - 0311618



Insulating sleeve, Color: violet

Labeled terminal marker

Zack marker strip - ZB 15 CUS - 0824945



Zack marker strip, Can be ordered: Strip, white, Labeled according to customer specifications, Mounting type: Snap into tall marker groove, For terminal block width: 15.2 mm, Lettering field: 10.5 x 15.1 mm

Mounting rail

DIN rail - NS 32 PERF 2000MM - 1201002



G-profile DIN rail, material: Steel, perforated, height 15 mm, width 32 mm, length 2 m

DIN rail - NS 32 UNPERF 2000MM - 1201015



G-profile DIN rail, material: Steel, unperforated, height 15 mm, width 32 mm, length 2 m

Feed-through terminal block - UK 35-IB - 3008009

Accessories

DIN rail perforated - NS 35/ 7,5 PERF 2000MM - 0801733



DIN rail, material: steel galvanized and passivated with a thick layer, perforated, height 7.5 mm, width 35 mm, length: 2000 mm

DIN rail - NS 35/ 7,5 UNPERF 2000MM - 0801681



DIN rail, material: Steel, unperforated, height 7.5 mm, width 35 mm, length: 2 m

DIN rail - NS 35/ 7,5 WH PERF 2000MM - 1204119



DIN rail 35 mm (NS 35)

DIN rail - NS 35/ 7,5 WH UNPERF 2000MM - 1204122



DIN rail 35 mm (NS 35)

DIN rail, unperforated - NS 35/ 7,5 AL UNPERF 2000MM - 0801704



DIN rail, unperforated, Width: 35 mm, Height: 7.5 mm, Length: 2000 mm, Color: silver

Feed-through terminal block - UK 35-IB - 3008009

Accessories

DIN rail - NS 35/ 7,5 ZN PERF 2000MM - 1206421



DIN rail, material: Galvanized, perforated, height 7.5 mm, width 35 mm, length: 2 m

DIN rail - NS 35/ 7,5 ZN UNPERF 2000MM - 1206434



DIN rail, material: Galvanized, unperforated, height 7.5 mm, width 35 mm, length: 2 m

DIN rail - NS 35/ 7,5 CU UNPERF 2000MM - 0801762



DIN rail, material: Copper, unperforated, height 7.5 mm, width 35 mm, length: 2 m

End cap - NS 35/ 7,5 CAP - 1206560



DIN rail end piece, for DIN rail NS 35/7.5

DIN rail perforated - NS 35/15 PERF 2000MM - 1201730



DIN rail, material: steel galvanized and passivated with a thick layer, perforated, height 15 mm, width 35 mm, length: 2000 mm

Feed-through terminal block - UK 35-IB - 3008009

Accessories

DIN rail - NS 35/15 UNPERF 2000MM - 1201714



DIN rail, material: Steel, unperforated, height 15 mm, width 35 mm, length: 2 m

DIN rail - NS 35/15 WH PERF 2000MM - 0806602



DIN rail 35 mm (NS 35)

DIN rail - NS 35/15 WH UNPERF 2000MM - 1204135



DIN rail 35 mm (NS 35)

DIN rail, unperforated - NS 35/15 AL UNPERF 2000MM - 1201756



DIN rail, deep drawn, high profile, unperforated, 1.5 mm thick, material: aluminum, height 15 mm, width 35 mm, length 2000 mm

DIN rail - NS 35/15 ZN PERF 2000MM - 1206599



DIN rail, material: Galvanized, perforated, height 15 mm, width 35 mm, length: 2 m

Feed-through terminal block - UK 35-IB - 3008009

Accessories

DIN rail - NS 35/15 ZN UNPERF 2000MM - 1206586



DIN rail, material: Galvanized, unperforated, height 15 mm, width 35 mm, length: 2 m

DIN rail - NS 35/15 CU UNPERF 2000MM - 1201895



DIN rail, material: Copper, unperforated, 1.5 mm thick, height 15 mm, width 35 mm, length: 2 m

End cap - NS 35/15 CAP - 1206573



DIN rail end piece, for DIN rail NS 35/15

DIN rail - NS 35/15-2,3 UNPERF 2000MM - 1201798



DIN rail, material: Steel, unperforated, 2.3 mm thick, height 15 mm, width 35 mm, length: 2 m

Partition plate

Separating plate - TS-K - 1302215



Separating plate, Length: 22 mm, Height: 22 mm, Color: gray

Feed-through terminal block - UK 35-IB - 3008009

Accessories

Partition plate - TP-UK 35 - 3008096



Partition plate, Width: 2 mm, Color: gray

Terminal marking

Zack marker strip - ZB 15:UNBEDRUCKT - 0811972



Zack marker strip, Strip, white, Unlabeled, Can be labeled with: Plotter, Mounting type: Snap into tall marker groove, For terminal block width: 15.2 mm, Lettering field: 10.5 x 15.1 mm

Test plug terminal block

Test plugs - PS-MT - 0311647



Test plugs

Test socket

Female test connector - PSB 6/5/6 - 0205290



Female test connector, Color: silver

Warning label printed

Feed-through terminal block - UK 35-IB - 3008009

Accessories

Warning label - WS 5-15 - 1004445



Warning label, Plate, orange, labeled: Lightning flash and warning in English, Mounting type: Screws, rivets, For terminal block width: 15 mm

Warning label - WS 4-15 - 1004241



Warning label, Plate, orange, labeled: Lightning flash and warning in English, Mounting type: Screws, rivets, For terminal block width: 15 mm

Данный компонент на территории Российской Федерации

Вы можете приобрести в компании MosChip.

Для оперативного оформления запроса Вам необходимо перейти по данной ссылке:

<http://moschip.ru/get-element>

Вы можете разместить у нас заказ для любого Вашего проекта, будь то серийное производство или разработка единичного прибора.

В нашем ассортименте представлены ведущие мировые производители активных и пассивных электронных компонентов.

Нашей специализацией является поставка электронной компонентной базы двойного назначения, продукции таких производителей как XILINX, Intel (ex.ALTERA), Vicor, Microchip, Texas Instruments, Analog Devices, Mini-Circuits, Amphenol, Glenair.

Сотрудничество с глобальными дистрибьюторами электронных компонентов, предоставляет возможность заказывать и получать с международных складов практически любой перечень компонентов в оптимальные для Вас сроки.

На всех этапах разработки и производства наши партнеры могут получить квалифицированную поддержку опытных инженеров.

Система менеджмента качества компании отвечает требованиям в соответствии с ГОСТ Р ИСО 9001, ГОСТ РВ 0015-002 и ЭС РД 009

Офис по работе с юридическими лицами:

105318, г.Москва, ул.Щербаковская д.3, офис 1107, 1118, ДЦ «Щербаковский»

Телефон: +7 495 668-12-70 (многоканальный)

Факс: +7 495 668-12-70 (доб.304)

E-mail: info@moschip.ru

Skype отдела продаж:

moschip.ru

moschip.ru_4

moschip.ru_6

moschip.ru_9