

Wirewound Resistors, Commercial Power, Aluminum Housed, Chassis Mount


FEATURES

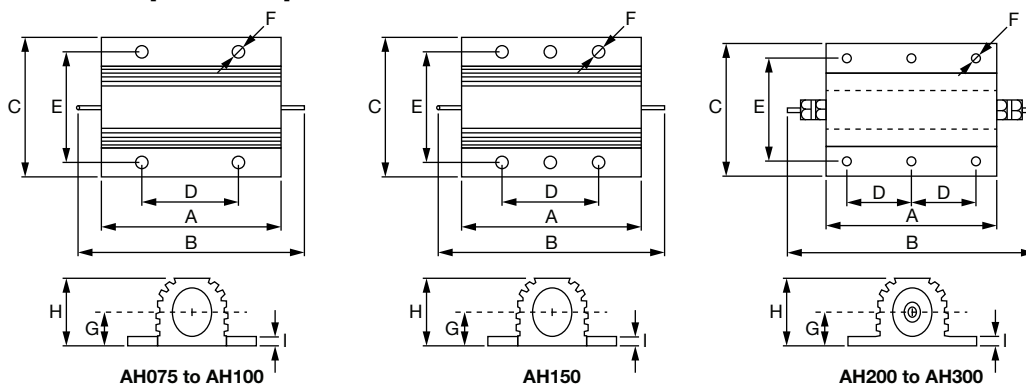
- High volume product suitable for commercial applications
- Molded construction for total environmental protection
- Complete welded construction
- Available in non-inductive styles (special “NI”) with Ayrton-Perry winding for lowest reactive components
- Mounts on chassis to utilize heat-sink effect
- For industrial applications, please see RH/NH datasheet: www.vishay.com/doc?0201
- Material categorization: for definitions of compliance please see www.vishay.com/doc?99912


**RoHS
COMPLIANT**

STANDARD ELECTRICAL SPECIFICATIONS							
GLOBAL MODEL	POWER RATING WITH STANDARD HEATSINK $P_{25\text{ }^\circ\text{C}}$ W	POWER RATING WITHOUT STANDARD HEATSINK $P_{25\text{ }^\circ\text{C}}$ W	RESISTANCE RANGE Ω $\pm 5\%$; $\pm 10\%$	RESISTANCE RANGE Ω $\pm 1\%$	RESISTANCE RANGE (-NI) Ω $\pm 5\%$; $\pm 10\%$	RESISTANCE RANGE (-NI) Ω $\pm 1\%$	WEIGHT (typical) g
AH075	75	45	0.1 to 50K	10 to 10K	5 to 100	10 to 100	80
AH100	100	50	0.1 to 100K	10 to 10K	5 to 200	10 to 200	110
AH150	150	55	0.1 to 100K	10 to 10K	5 to 500	10 to 500	166
AH200	200	50	0.1 to 50K	10 to 10K	5 to 500	10 to 500	435
AH250	250	60	0.1 to 65K	10 to 10K	5 to 500	10 to 500	500
AH300	300	75	0.1 to 80K	10 to 10K	5 to 500	10 to 500	615

TECHNICAL SPECIFICATIONS		
PARAMETER	UNIT	AH RESISTOR CHARACTERISTICS
Temperature Coefficient	ppm/ $^\circ\text{C}$	Typical values: ± 100 std. for $1\ \Omega$ to $1\ \text{k}\Omega$; 25 std. for $> 1\ \text{k}\Omega$
Insulation Resistance	Ω	$> 10\ 000\ \text{M}\Omega$
Operating Temperature Range	$^\circ\text{C}$	-25 to +250

GLOBAL PART NUMBER INFORMATION													
Global Part Numbering example: AH0754R125JE66													
A	H	0	7	5	4	R	1	2	5	J	E	6	6
GLOBAL MODEL			RESISTANCE VALUE			TOLERANCE CODE			PACKAGING		SPECIAL		
AH075 (see Standard Electrical Specifications Global Model column for options)			R = decimal K = thousand 1R500 = 1.5 Ω 1K500 = 1.5 k Ω			F = 1.0 % J = 5.0 % K = 10.0%			E66 = lead (Pb)-free, cardboard separator pack		NI = non-inductive (dash number) from 1 to 999 as applicable		

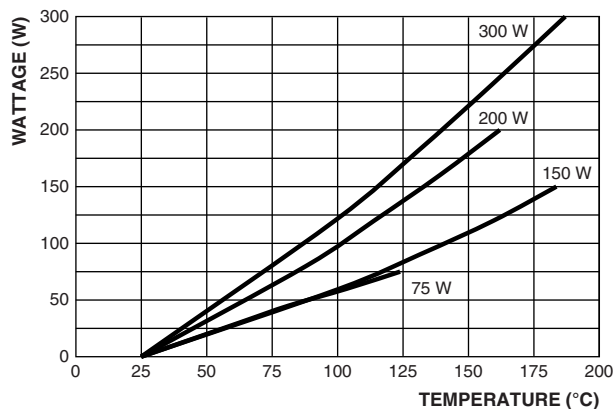
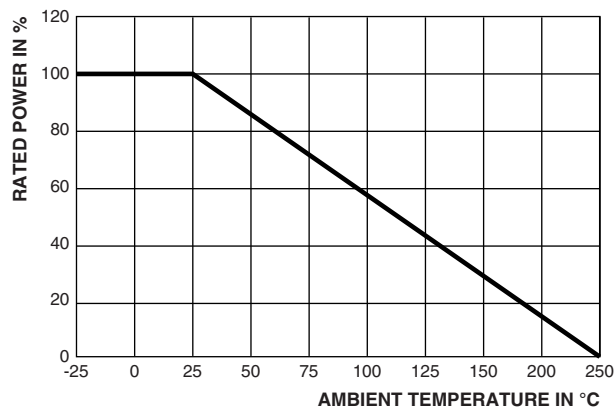
DIMENSIONS in inches [millimeters]


GLOBAL MODEL	DIMENSIONS in inches [millimeters]								
	A MAX.	B MAX.	C MAX.	± 0.012 [0.3] D	± 0.012 [0.3] E	± 0.012 [0.3] F	G MAX.	H MAX.	I MAX.
AH075	1.97 [50]	2.8 [71]	1.89 [48]	1.14 [29]	1.46 [37]	0.17 [4.4]	0.46 [11.8]	1.02 [26]	0.14 [3.5]
AH100	2.6 [66]	3.54 [90]	1.89 [48]	1.38 [35]	1.46 [37]	0.17 [4.4]	0.46 [11.8]	1.02 [26]	0.14 [3.5]
AH150	3.86 [98]	4.92 [125]	1.89 [48]	2.28 [58]	1.46 [37]	0.17 [4.4]	0.46 [11.8]	1.02 [26]	0.14 [3.5]
AH200	3.54 [90]	5.71 [145]	2.87 [73]	1.38 [35]	2.25 [57.2]	0.21 [5.3]	0.81 [20.5]	1.77 [45]	0.27 [6.75]
AH250	4.33 [110]	6.5 [165]	2.87 [73]	1.75 [44.5]	2.25 [57.2]	0.21 [5.3]	0.81 [20.5]	1.77 [45]	0.27 [6.75]
AH300	5.12 [130]	7.09 [180]	2.87 [73]	2.05 [52]	2.25 [57.2]	0.26 [6.6]	0.81 [20.5]	1.77 [45]	0.27 [6.75]

GLOBAL MODEL	LIMITING ELEMENT VOLTAGE (DC/AC _{RMS})	DIELECTRIC STRENGTH (AC _{PK})	STANDARD HEATSINK ⁽¹⁾		TERMINAL TYPE
			AREA (cm ²)	THICKNESS (mm)	
AH075	1400	5000	1000	3	Lugged
AH100	1900	5000	1000	3	Lugged
AH150	2500	5000	1000	3	Lugged
AH200	1900	5000	3750	3	Threaded
AH250	2200	5000	4800	3	Threaded
AH300	2500	5000	5800	3	Threaded

Note

⁽¹⁾ It is recommended that a heatsink compound be applied between the resistor and heatsink surface

TEMPERATURE VS. POWER

DERATING

Note

- Typical at 25°C



Disclaimer

ALL PRODUCT, PRODUCT SPECIFICATIONS AND DATA ARE SUBJECT TO CHANGE WITHOUT NOTICE TO IMPROVE RELIABILITY, FUNCTION OR DESIGN OR OTHERWISE.

Vishay Intertechnology, Inc., its affiliates, agents, and employees, and all persons acting on its or their behalf (collectively, "Vishay"), disclaim any and all liability for any errors, inaccuracies or incompleteness contained in any datasheet or in any other disclosure relating to any product.

Vishay makes no warranty, representation or guarantee regarding the suitability of the products for any particular purpose or the continuing production of any product. To the maximum extent permitted by applicable law, Vishay disclaims (i) any and all liability arising out of the application or use of any product, (ii) any and all liability, including without limitation special, consequential or incidental damages, and (iii) any and all implied warranties, including warranties of fitness for particular purpose, non-infringement and merchantability.

Statements regarding the suitability of products for certain types of applications are based on Vishay's knowledge of typical requirements that are often placed on Vishay products in generic applications. Such statements are not binding statements about the suitability of products for a particular application. It is the customer's responsibility to validate that a particular product with the properties described in the product specification is suitable for use in a particular application. Parameters provided in datasheets and / or specifications may vary in different applications and performance may vary over time. All operating parameters, including typical parameters, must be validated for each customer application by the customer's technical experts. Product specifications do not expand or otherwise modify Vishay's terms and conditions of purchase, including but not limited to the warranty expressed therein.

Except as expressly indicated in writing, Vishay products are not designed for use in medical, life-saving, or life-sustaining applications or for any other application in which the failure of the Vishay product could result in personal injury or death. Customers using or selling Vishay products not expressly indicated for use in such applications do so at their own risk. Please contact authorized Vishay personnel to obtain written terms and conditions regarding products designed for such applications.

No license, express or implied, by estoppel or otherwise, to any intellectual property rights is granted by this document or by any conduct of Vishay. Product names and markings noted herein may be trademarks of their respective owners.

Данный компонент на территории Российской Федерации

Вы можете приобрести в компании MosChip.

Для оперативного оформления запроса Вам необходимо перейти по данной ссылке:

<http://moschip.ru/get-element>

Вы можете разместить у нас заказ для любого Вашего проекта, будь то серийное производство или разработка единичного прибора.

В нашем ассортименте представлены ведущие мировые производители активных и пассивных электронных компонентов.

Нашей специализацией является поставка электронной компонентной базы двойного назначения, продукции таких производителей как XILINX, Intel (ex.ALTERA), Vicor, Microchip, Texas Instruments, Analog Devices, Mini-Circuits, Amphenol, Glenair.

Сотрудничество с глобальными дистрибьюторами электронных компонентов, предоставляет возможность заказывать и получать с международных складов практически любой перечень компонентов в оптимальные для Вас сроки.

На всех этапах разработки и производства наши партнеры могут получить квалифицированную поддержку опытных инженеров.

Система менеджмента качества компании отвечает требованиям в соответствии с ГОСТ Р ИСО 9001, ГОСТ РВ 0015-002 и ЭС РД 009

Офис по работе с юридическими лицами:

105318, г.Москва, ул.Щербаковская д.3, офис 1107, 1118, ДЦ «Щербаковский»

Телефон: +7 495 668-12-70 (многоканальный)

Факс: +7 495 668-12-70 (доб.304)

E-mail: info@moschip.ru

Skype отдела продаж:

moschip.ru

moschip.ru_4

moschip.ru_6

moschip.ru_9